


COMPUAGE INFOCOM LIMITED

Category code	Category of Shareholder	Number of Shareholders	Total number of Shares	Number of Shares held In dematerialized form	Total Shareholding as a percentage of total number of shares		Shares pledged (or otherwise encumbered)	
					As a percentage of (A+B)	As a percentage of (A+B+C)	Number of shares	As a percentage
					(vi)	(vii)	(viii)	(ix)
(I)	(II)	(III)	(IV)	(V)	(VI)	(VII)	(VIII)	(IX)
(A)	PROMOTER AND PROMOTER GROUP							=(VIII)/(IV)*100
[1]	INDIAN							
(a)	INDIVIDUALS / HINDU UNDIVIDED FAMILY	4	7222324	7222324	61.48	61.48	0	0
(b)	CENTRAL GOVERNMENT / STATE GOVERNMENT(S)	0	0	0	0.00	0.00	0	0
(c)	BODIES CORPORATE	0	0	0	0.00	0.00	0	0
(d)	FINANCIAL INSTITUTIONS / BANKS	0	0	0	0.00	0.00	0	0
(e)	ANY OTHER (SPECIFY)	0	0	0	0.00	0.00	0	0
	Sub Total	4	7222324	7222324	61.48	61.48	0	0
[2]	FOREIGN							
(a)	INDIVIDUALS (NON-RESIDENT INDIVIDUALS / FOREIGN INDIVIDUALS)	0	0	0	0.00	0.00	0	0
(b)	BODIES CORPORATE INSTITUTIONS	0	0	0	0.00	0.00	0	0
(c)	QUALIFIED FORE. INVESTOR-CORPORATE	0	0	0	0.00	0.00	0	0
(d)	QUALIFIED FORE. INVESTOR-IND	0	0	0	0.00	0.00	0	0
(e)	ANY OTHER (SPECIFY)	0	0	0	0.00	0.00	0	0
	Sub Total	0	0	0	0.00	0.00	0	0
	Total (A)	4	7222324	7222324	61.48	61.48	0	0
(B)	PUBLIC SHAREHOLDING							
[1]	INSTITUTIONS							
(a)	MUTUAL FUNDS / UTI	0	0	0	0.00	0.00	0	0
(b)	FINANCIAL INSTITUTIONS / BANKS	1	64	64	0.00	0.00	0	0
(c)	CENTRAL GOVERNMENT / STATE GOVERNMENT(S)	0	0	0	0.00	0.00	0	0
(d)	VENTURE CAPITAL FUNDS	0	0	0	0.00	0.00	0	0
(e)	INSURANCE COMPANIES	0	0	0	0.00	0.00	0	0
(f)	FOREIGN INSTITUTIONAL INVESTORS	0	0	0	0.00	0.00	0	0
(g)	FOREIGN VENTURE CAPITAL INVESTORS	0	0	0	0.00	0.00	0	0
(h)	QUALIFIED FORE. INVESTOR-CORPORATE	0	0	0	0.00	0.00	0	0
(i)	QUALIFIED FORE. INVESTOR-IND	0	0	0	0.00	0.00	0	0
	Sub Total	1	64	64	0.00	0.00	0	0
[2]	NON-INSTITUTIONS							
(a)	BODIES CORPORATE	68	1013526	1007109	8.63	8.63	0	0
(b) (i)	INDIVIDUAL SHAREHOLDERS HOLDING NOMINAL SHARE CAPITAL UPTO RS. 1 LAKH.	2044	494763	428619	4.21	4.21	0	0
(ii)	INDIVIDUAL SHAREHOLDERS HOLDING NOMINAL SHARE CAPITAL IN EXCESS OF RS. 1 LAKH	19	664324	653755	5.65	5.65	0	0
(c)	Qualified Foreign Investors	0	0	0	0.00	0.00	0	0
(d)	Any Other							
i	CLEARING MEMBER	17	25554	25554	0.22	0.22	0	0
ii	FOREIGN PORTFOLIO INVESTOR (CORPORATE)	1	1100000	1100000	9.36	9.36	0	0
iii	MARKET MAKER	1	64	64	0.00	0.00	0	0
iv	NON RESIDENT INDIANS (REPAT)	41	1112969	1061467	9.47	9.47	0	0
v	NON RESIDENT INDIANS (NON REPAT)	3	105	41	0.00	0.00	0	0
vi	FOREIGN COMPANIES	2	87560	0	0.75	0.75	0	0
vii	HUF	45	26746	25458	0.23	0.23	0	0
	Sub Total	2241	4525611	4302067	38.52	38.52	0	0
	Total (B)	2242	4525675	4302131	38.52	38.52	0	0
	Total (A)+(B)	2246	11747999	11524455	100.00	100.00	0	0
(C)	SHARES HELD BY CUSTODIANS AND AGAINST WHICH DEPOSITORY RECEIPTS HAVE BEEN ISSUED							
i	PROMOTER AND PROMOTER GROUP	0	0	0	0.00	0.00	0	0
ii	PUBLIC	0	0	0	0.00	0.00	0	0
	Total (B)	0	0	0	0.00	0.00	0	0
	Total (A)+(B)+(C)	2246	11747999	11524455	100.00	100.00	0	0



COMPUGAGE INFOCOM LIMITED

(I)(b) STATEMENT SHOWING HOLDING OF SECURITIES (INCLUDING SHARES, WARRANTS, CONVERTIBLE SECURITIES) OF PERSONS BELONGING TO THE CATEGORY 'PROMOTER AND PROMOTER GROUP'


Sr.No.	NAME OF THE SHAREHOLDER	NO.OF SHARES HELD	TOTAL SHARES HELD	AS a % of GRAND TOTAL (A)+(B)+(C)	No. ENCUMBERED SHARES	AS A PERCENTAGE ENCUMBERED SHARES (V)=(V)/(iii)*100	AS A % OF GRAND TOTAL (A)+(B)+(C) OF SUB-CLAUSE(I)(a)	PAN	Number of warrants held	As a % total number of warrants of the same class	Number of convertible securities held	As a % total number of convertible securities of the same class	Total shares (including underlying shares assuming full conversion of warrants and convertible securities) as a % of diluted share capital
		(iii)	(iv)	(iv)	(v)	(vi)	(vii)		(viii)	(ix)	(x)	(xi)	(xii)
1	BHAVESH HARKSHANDAS MEHTA	294876	294876	24.25	0	0	0	AABPM7157P	0	0	0	0	24.25
2	ATUL HARKSHANDAS MEHTA	294874	294874	24.25	0	0	0	AABPM6152E	0	0	0	0	24.25
3	ALAY HARKSHANDAS MEHTA MANISHA ALAY MEHTA	800000	800000	6.81	0	0	0	AABPM6153F	0	0	0	0	6.81
4	ALAY HARKSHANDAS MEHTA	72474	72474	6.17	0	0	0	AABPM6153F	0	0	0	0	6.17
Total :		7222324	7222324	61.48	0	0	0		0	0	0	0	61.48



COMPUAGE INFOCOM LIMITED

(1)(C)(i) STATEMENT SHOWING HOLDING OF SECURITIES (INCLUDING SHARES, WARRANTS, CONVERTIBLE 'PUBLIC' AND HOLDING MORE THAN 1% OF THE TOTAL NUMBER OF SHARES SECURITIES) OF PERSONS BELONGING TO THE CATEGORY

SR. NO.	NAME(S) OF THE SHAREHOLDER	NUMBER OF SHARES HELD	SHARES AS A PERCENTAGE OF TOTAL NUMBER OF SHARES (i.e. GRAND TOTAL (A)+(B)+(C) INDICATED IN STATEMENT AT PARA (1)(a) ABOVE }	PAN	NUMBER OF WARRANTS HELD	AS A % TOTAL NUMBER OF WARRANTS OF THE SAME CLASS	NUMBER OF CONVERTIBLE SECURITIES HELD	% W. R.T TOTAL NUMBER OF CONVERTIBLE SECURITIES OF THE SAME CLASS	TOTAL SHARES (INCLUDING UNDERLYING SHARES ASSUMING FULL CONVERSION OF WARRANTS AND CONVERTIBLE SECURITIES) AS A % OF DILUTED SHARE CAPITAL
1	KITARA INDIA MICRO CAP GROWTH	1100000	9.36			0	0	0	9.36
2	RASHMI BOTHRA	358880	3.05	ALMPB7598K		0	0	0	3.05
3	DILIP S MEHTA	329600	2.81	AHXPM6533A		0	0	0	2.81
4	RAJESH BOTHRA	325411	2.77	ALMPB6407F		0	0	0	2.77
5	NIRSHILP SECURITIES PVT. LTD.	276014	2.35	AAACNA361M		0	0	0	2.35
6	ALCON FINANCE LIMITED	309147	2.63	AAACA9736C		0	0	0	2.63
7	SUBHASH SUGANLAL RUNWAL	196537	1.67	AABPR1986M		0	0	0	1.67
8	TISYA FINANCIAL SERVICES PRIVATE LIMITED	177200	1.51	AACT8503G		0	0	0	1.51
	Total :	3072789	26.16						26.16



COMPUAGE INFOCOM LIMITED

(i)(c)(iii) STATEMENT SHOWING HOLDING OF SECURITIES (INCLUDING SHARES, WARRANTS, CONVERTIBLE SECURITIES) OF PERSONS (TOGETHER WITH PAC) BELONGING TO THE CATEGORY 'PUBLIC AND HOLDING MORE THAN 5% OF THE TOTAL NUMBER OF SHARES OF THE COMPANY

SR. NO.	NAME(S) OF THE SHAREHOLDER(S) AND THE PERSONS ACTING IN CONCERT (PAC) WITH THEM	NUMBER OF SHARES	SHARES AS A PERCENTAGE OF TOTAL NUMBER OF SHARES {i.e. GRAND TOTAL (A)+(B)+(C) INDICATED IN STATEMENT AT PARA (I)(a) ABOVE }	PAN	NUMBER OF WARRANTS HELD	AS A % TOTAL NUMBER OF WARRANTS OF CLASS	NUMBER OF CONVERTIBLE SECURITIES HELD	% W. R. T TOTAL NUMBER OF CONVERTIBLE SECURITIES OF THE SAME CLASS	TOTAL SHARES (INCLUDING UNDERLYING SHARES ASSUMING FULL CONVERSION AND CONVERTIBLE SECURITIES) AS A % OF DILUTED SHARE CAPITAL
1	KITARA INDIA MICRO CAP GROWTH	1100000	9.36		0	0	0	0	9.36
Total :		1100000	9.36		0	0	0	0	9.36



COMPUAGE INFOCOM LIMITED

I (d) STATEMENT SHOWING DETAILS OF LOCKED - IN SHARES


Sr. No.	NAME OF SHAREHOLDER	NUMBER OF LOCKED-IN SHARES	LOCKED-IN SHARES AS A (%)PERCENTAGE OF TOTAL NUMBER OF SHARES {i.e., GRAND TOTAL (A)+(B)+(C) INDICATED IN STATEMENT AT PARA (I)(a) ABOVE }	PROMOTER/PROMOTER GROUP/PUBLIC
1	KITARA INDIA MICRO CAP GROWTH	1100000	9.36	Foreign Portfolio Investor (Corporate)
Total :		1100000	9.36	0



COMPUGAGE INFOCOM LIMITED

II (a) STATEMENT SHOWING DETAILS OF DEPOSITORY RECEIPTS(DRS)

SR.NO	NAME OF THE DR HOLDER	NUMBER OF SHARES UNDERLYING OUTSTANDING DRS	SHARES UNDERLYING OUTSTANDING DRS AS A PERCENTAGE OF TOTAL NUMBER OF SHARES {i.e., GRAND TOTAL (A)+(B)+(C) INDICATED IN STATEMENT AT PARA(I)(a)ABOVE }
1	NIL	0	0
	Total :	0	0



COMPUAGE INFOCOM LIMITED

II (b) STATEMENT SHOWING HOLDING OF DEPOSITORY RECEIPTS (DRs), WHERE UNDERLYING SHARES ARE IN EXCESS OF 1% OF THE TOTAL NUMBER OF SHARES

SR. NO.	NAME OF THE DR HOLDER	TYPE OF OUTSTANDING DR (ADRs, GDRs, SDRs, etc.)	NUMBER OF SHARES UNDERLYING	SHARES UNDERLYING OUTSTANDING DRs AS A PERCENTAGE OF TOTAL NUMBER OF SHARES; i.e., GRAND TOTAL (A)+(B)+(C) INDICATED IN STATEMENT
1	NIL	0	0	0
Total :			0	0



For COMPUAGE INFOCOM LTD

Authorized Signatory