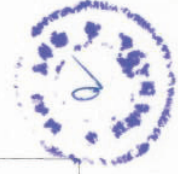


Partly paid-up shares:-	No. of partly paid-up shares	As a % of total no. of partly paid-up shares	As a % of total no. of shares of the company
Held by promoter/promoter group	NA	NA	NA
Held by public	NA	NA	NA
Total	NA	NA	NA
Outstanding convertible securities:-	No. Of outstanding securities	As a % of total no. of outstanding convertible securities	As a % of total no. of shares of the company, assuming full conversion of the convertible securities
Held by promoter/promoter group	NA	NA	NA
Held by public	NA	NA	NA
Total			
Warrants:-	No. Of warrants	As a % of total no. of warrants	As a % of total no. of shares of the company, assuming full conversion of warrants
Held by promoter/promoter group			
Held by public			
Total			
Total paid-up capital of the company, assuming full conversion of warrants and convertible securities		26415811	




Category Code	Category of Shareholders	Number of shareholders	Total no. of Shares	No. of Shares held in Dematerialised form	Total shareholding as a percentage of total shares		Shares pledged or otherwise encumbered
					As a percentage of (A+B)	As a percentage of (A+B+C)	
<b>A</b>	<b>Shareholding of Promoter and Promoter Group<sup>2</sup></b>						
<b>I</b>	<b>Indian</b>						
a	Individuals/ Hindu Undivided Family	15	489741	489741	1.9895	1.854	0
b	Central Government/ State Government(s)	0	0	0	0	0	0
c	Bodies Corporate	4	8510364	8510364	34.5719	32.2169	0
d	Financial Institutions/ Banks	0	0	0	0	0	0
e	Any Other (Specify)	0	0	0	0	0	0
i	Trust	0	0	0	0	0	0
ii	Society	0	0	0	0	0	0
iii	Educational Institutions	0	0	0	0	0	0
	<b>Sub Total (A)(1) :</b>	19	9000105	9000105	36.5614	34.0709	0
<b>2</b>	<b>Foreign</b>						
a	Individuals (Non Resident Indians / Foreign Individuals)	0	0	0	0	0	0
b	Bodies Corporate	1	2388291	2388291	9.702	9.0411	0
c	Institutions	0	0	0	0	0	0
d	Any Other ( Specify )	0	0	0	0	0	0
	<b>Sub Total (A)(2) :</b>	1	2388291	2388291	9.7020	9.0411	0
	<b>Total Shareholding of Promoter and Promoter Group (A) = (A)(1) + (A)(2) :</b>	20	11388396	11388396	46.2634	43.112	0
<b>B</b>	<b>Public Shareholding<sup>3</sup></b>						
<b>I</b>	<b>Institutions</b>						
a	Mutual Funds/ UTI	6	1634	1101	.0066	.0062	NA
b	Financial Institutions/ Banks	24	5973	2921	.0243	.0226	NA
c	Central Government/ State Government(s)	4	727	0	.003	.0028	NA





Category Code	Category of Shareholders	Number of shareholders	Total no. of Shares	No. of Shares held in Dematerialised form	Total shareholding as a percentage of total shares		Shares pledged or otherwise encumbered	
					As a percentage of (A+B)	As a percentage of (A+B+C)	Number of shares	As a percentage
<b>B</b>	<b>Public Shareholding<sup>3</sup></b>							
<b>I</b>	<b>Institutions</b>							
d	Venture Capital Funds	0	0	0	0	0	0	
e	Insurance Companies	5	929862	929862	.3.7774	3.5201		
f	Foreign Institutional Investors	6	1562889	1562190	6.349	5.9165		
g	Foreign Venture Capital Investors	0	0	0	0	0		
h	Any Other (Specify)	0	0	0	0	0		
	<b>Sub Total (B)(1) :</b>	45	2501085	2496074	10.1603	9.4682		
<b>2</b>	<b>Non-Institutions</b>							
a	Bodies Corporate	456	1682677	1667629	6.8356	6.37		
b	Individuals							
i	Individual Shareholders Holding Nominal Share Capital Upto Rs. 1 Lakh.	31000	7182625	6602463	29.1783	27.1906		
ii	Individual Shareholders Holding Nominal Share Capital in excess of Rs. 1 Lakh.	7	1508158	1508158	6.1267	5.7093		
c	Any Other (Specify)							
i	Trust & Foundations	2	98	98	.0004	.0004		
ii	Cooperative Societies	0	0	0	0	0		
iii	Educational Institutions	0	0	0	0	0		
iv	Non Resident Individual	138	353317	343838	1.4353	1.3375		
v	Foreign Companies	0	0	0	0	0		
vi	OCB	0	0	0	0	0		
	<b>Sub Total (B)(2) :</b>	31603	10726875	10122186	43.5763	40.6078		
	<b>Total Public Shareholding (B) = (B)(1) + (B)(2) :</b>	31648	13227960	12618260	53.7366	50.076		
	<b>Total (A) + (B) :</b>	31668	24616356	24006656	100.0000	93.1880		
<b>C</b>	<b>Shares held by Custodians and against which Depository Receipts have been issued</b>							
i	Promoter and Promoter Group	0	0	0	0	0		



Name Of The Company : USHA MARTIN EDUCATION AND SOLUTIONS LTD

Quarter Ended 30-Sep-2015

		Quarter Ended 30-Sep-2015				
C	Shares held by Custodians and against which Depository Receipts have been issued					
ii	Public	1	1799455	1799455	0	6.812
	<b>GRAND TOTAL (A) + (B) + (C) :</b>	31669	26415811	25806111	100.0000	100.0000





(D) (b) Statement showing shareholding of persons belonging to the category "Promoter and Promoter Group"

Srl No.	Name of the shareholder	Total shares held		Shares pledged or otherwise encumbered			Details of Warrants		Details of Convertible Securities held	
		Number	As a % of grand total (A)+(B)+(C)	Number	As a percentage	As a % of grand total (A)+(B)+(C) of sub-clause (1)(a)	Number of Warrants	As a % of total number of warrants of the same class	Number of convertible securities held	As a % of total number of convertible securities of the same class
1	Umil Share & Stock Broking Services Ltd	3075127	11.6412	0	.0000	.0000	Nil	Nil	Nil	Nil
2	Peterhouse Investments India Limited	2968718	11.2384	0	.0000	.0000	Nil	Nil	Nil	Nil
3	PETERHOUSE INVESTMENTS LTD	2388291	9.0411	0	.0000	.0000	Nil	Nil	Nil	Nil
4	Prajeev Investments Limited	2057610	7.7893	0	.0000	.0000	Nil	Nil	Nil	Nil
5	Usha Martin Ventures Ltd	408909	1.5480	0	.0000	.0000	Nil	Nil	Nil	Nil
6	Basant Kumar Jhavar	158462	.5999	0	.0000	.0000	Nil	Nil	Nil	Nil
7	PRASHANT JHAWAR	134220	.5081	0	.0000	.0000	Nil	Nil	Nil	Nil
8	Uma Devi Jhavar	52183	.1975	0	.0000	.0000	Nil	Nil	Nil	Nil
9	Rajeev Jhavar	36957	.1399	0	.0000	.0000	Nil	Nil	Nil	Nil
10	ANUPAMA JHAWAR	36466	.1380	0	.0000	.0000	Nil	Nil	Nil	Nil
11	Shanti Devi Jhavar	35065	.1327	0	.0000	.0000	Nil	Nil	Nil	Nil
12	Nidhi Rajgarhia	14219	.0538	0	.0000	.0000	Nil	Nil	Nil	Nil
13	Madhushree Goenka	7656	.0290	0	.0000	.0000	Nil	Nil	Nil	Nil
14	Akshay Goenka	4878	.0185	0	.0000	.0000	Nil	Nil	Nil	Nil
15	Susmita Jhavar	4736	.0179	0	.0000	.0000	Nil	Nil	Nil	Nil
16	Brij Kishore Jhavar	2973	.0113	0	.0000	.0000	Nil	Nil	Nil	Nil
17	Stuti Jhavar	666	.0025	0	.0000	.0000	Nil	Nil	Nil	Nil
18	ANUPRIYA JHAWAR	661	.0025	0	.0000	.0000	Nil	Nil	Nil	Nil
19	APURV JHAWAR	399	.0015	0	.0000	.0000	Nil	Nil	Nil	Nil
20	BIHARI LAL SANTHALIA	200	.0008	0	.0000	.0000	Nil	Nil	Nil	Nil
	<b>TOTAL</b>	11388396	43.1120	0	.0000	.0000	Nil	Nil	Nil	Nil



(1) (c)(i) Statement showing shareholding of persons belonging to the category "Public" and holding more than 1 % of the total number of shares.

Srl No.	Name of the shareholder	Number of Shares	Shares as a percentage of total number of shares [i.e., Grand Total (A)+(B)+(C) indicated in Statement at para (I)(a) above }	Details of Warrants		Details of Convertible Securities held	
				Number of Warrants	As a % of total number of warrants of the same class	Number of convertible securities held	As a % of total number of convertible securities of the same class
1	ELARA INDIA OPPORTUNITIES FUND LIMITED	1277291	4.8353	Nil	Nil	Nil	Nil
2	FOLLOWEL ENGINEERING LIMITED	468000	1.7717	Nil	Nil	Nil	Nil
3	SHYAM SUNDAR KANORIA	450055	1.7037	Nil	Nil	Nil	Nil
4	GENERAL INSURANCE CORPORATION OF INDIA	369295	1.3980	Nil	Nil	Nil	Nil
5	ELM PARK FUND LIMITED	284899	1.0785	Nil	Nil	Nil	Nil
	<b>TOTAL</b>	2849540	10.7873	Nil	Nil	Nil	Nil



(I) (c)(iii) Statement showing shareholding of securities (including shares, warrants, convertible securities) of persons (together with PAC) belonging to the category "Public" and holding more than 5% of the total number of shares of the company.

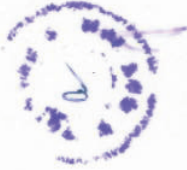
Srl No.	Name of the shareholder and the Persons Acting In Concert (PAC) with them	Number of Shares	Shares as a percentage of total number of shares (i.e., Grand Total (A)+(B)+(C) indicated in Statement at para (I)(a) above }	Details of Warrants		Details of Convertible Securities held		Total shares (including underlying shares assuming full conversion of warrants and convertible securities) as a % of diluted share capital
				Number of Warrants	As a % of total number of warrants of the	Number of convertible Securities held	% w.r.t total number of convertible securities of the same class	
1	DEUTSCHE BANK TRUST COMPANY AMERICAS	1799455	6.8120	Nil	Nil	Nil	Nil	Nil
	<b>TOTAL</b>	1799455	6.8120	Nil	Nil	Nil	Nil	Nil





(1) (d) Statement showing details of locked-in shares.

Srl No.	Name of the shareholder	Category	Number of Shares Locked-in	Locked-in Shares as a percentage of total number of shares (i.e., Grand Total (A)+(B)+(C) indicated in Statement at para (1)(a) above }
1	NIRMALA BIRLA	PUBLIC	114	.0004
	<b>TOTAL</b>		114	.0004





UNIT : USHA MARTIN EDUCATION AND SOLUTIONS LTD

(11) (a) Statement showing details of Depository Receipts (DRs)

Srl No.	Type of outstanding DR (ADRS,GDRs SDRs,etc.)	Number of outstanding DRs	Number of shares underlying outstanding DRs	Shares underlying outstanding DRs as a percentage of total number of shares (i.e Grand Total (A)+(B)+(C) indicated in statement at para (1)(a) above)
1	GLOBAL DEPOSITORY RECEIPTS(GDRs)	1799455	1799455	6.812
	TOTAL	1799455	1799455	6.812

(11) (b) Statement showing details of Depository Receipts (DRs) where underlying shares held by 'promoter/promoter group' are in excess of 1% of the total number of shares.

Srl No.	Name of the DR Holder	Type of outstanding DRs (ADRS,GDRs, SDRs etc )	Number of shares underlying outstanding DRs	Shares underlying outstanding DRs as a percentage of total number of shares (i.e Grand Total (A)+(B)+(C) indicated in statement at para (1)(a) above)
		GDRs		
	TOTAL			



UNIT : USHA MARTIN EDUCATION AND SOLUTIONS LTD

(III) (a) Statement showing the voting pattern of shareholders, if more than one class of shares/securities is issued by the issuer.

Sr1 No.	Category of shareholder	Number of Voting Rights held in each class of securities			Total Voting Rights (III+IV+V)	Total Voting rights i.e.(VI)	
		Class X	Class Y	Class Z		As a % of (A+B)	As a % of (A+B+C)
	NA	NA	NA	NA	NA	NA	NA

