


(1)(a) STATEMENT SHOWING SHAREHOLDING PATTERN IN CLAUSE-35

(1)(a) STATEMENT SHOWING SHAREHOLDING PATTERN IN CLAUSE-35			
NAME OF THE COMPANY: BPL LIMITED			
SCRIP CODE:	500074	Name of the Scrip:	
Class of Security:			
QUARTER ENDED:	30/09/2015		
Partly paid-up shares	No. of partly paid-up shares	As a % of total no. of partly paid-up shares	As a % of total no. of shares of the Company.
Held by promoter/promoter group	0	0	0
Held by Public	0	0	0
Total:	0	0	0
Outstanding convertible securities:	No. of outstanding securities	As a % of total no. of outstanding convertible securities.	As a % of total no. of shares of the Company assuming full conversion of the convertible securities
Held by promoter/promoter group	0	0	0
Held by Public	0	0	0
Total:	0	0	0
Warrants:	No. of warrants	As a % of total no. of warrants	As a % of total no. of shares of the Company, assuming full conversion of warrants
Held by promoter/promoter group	0	0	0
Held by Public	0	0	0
Total:	0	0	0
Total paid-up capital of the Company, assuming full conversion of warrants and convertible securities	48884818	0	100.00



CATEGORY CODE	CATEGORY OF SHAREHOLDER	NO OF SHAREHOLDERS	TOTAL NUMBER OF SHARES	NO OF SHARES HELD IN DEMATERIALIZED FORM	SHAREHOLDING AS A % OF TOTAL NO OF SHARES		SHARES PLEDGE OR OTHERWISE ENCUMBERED	
					AS a PERCENT AGE of (A+B)	As a PERCENT AGE of (A+B+C)	NUMBER OF SHARES	AS a PERCENT AGE
(I)	(II)	(III)	(IV)	(V)	(VI)	(VII)	(VIII)	(IX)=(VIII)/(IV)*100
(A)	PROMOTER AND PROMOTER GROUP							
(1)	INDIAN							
(a)	Individual /HUF	5	1283350	1283350	2.63	2.63	0	0.00
(b)	Central Government/State Government(s)	0	0	0	0.00	0.00	0	0.00
(c)	Bodies Corporate	6	29633442	29633442	60.62	60.62	24900767	84.03
(d)	Financial Institutions / Banks	0	0	0	0.00	0.00	0	0.00
(e)	Others	0	0	0	0.00	0.00	0	0.00
	Sub-Total A(1) :	11	30916792	30916792	63.24	63.24	24900767	80.54
(2)	FOREIGN							
(a)	Individuals (NRIs/Foreign Individuals)	0	0	0	0.00	0.00	0	0.00
(b)	Bodies Corporate	0	0	0	0.00	0.00	0	0.00
(c)	Institutions	0	0	0	0.00	0.00	0	0.00
(d)	Qualified Foreign Investor	0	0	0	0.00	0.00	0	0.00
(e)	Others	0	0	0	0.00	0.00	0	0.00
	Sub-Total A(2) :	0	0	0	0.00	0.00	0	0.00
	Total A=A(1)+A(2)	11	30916792	30916792	63.24	63.24	24900767	80.54
(B)	PUBLIC SHAREHOLDING							
(1)	INSTITUTIONS							
(a)	Mutual Funds /UTI	6	900	0	0.00	0.00		
(b)	Financial Institutions /Banks	7	68703	68403	0.14	0.14		
(c)	Central Government / State Government(s)	0	0	0	0.00	0.00		
(d)	Venture Capital Funds	0	0	0	0.00	0.00		
(e)	Insurance Companies	2	443010	443010	0.91	0.91		
(f)	Foreign Institutional Investors	4	1300	0	0.00	0.00		
(g)	Foreign Venture Capital Investors	0	0	0	0.00	0.00		
(h)	Qualified Foreign Investor	0	0	0	0.00	0.00		
(i)	Others	0	0	0	0.00	0.00		
	Sub-Total B(1) :	19	513913	511413	1.05	1.05		
(2)	NON-INSTITUTIONS							
(a)	Bodies Corporate	541	4686034	4679134	9.59	9.59		





(b)	Individuals							
	(i) Individuals holding nominal share capital upto Rs.1 lakh	23407	8477943	8207101	17.34	17.34		
	(ii) Individuals holding nominal share capital in excess of Rs.1 lakh	117	3970768	3294718	8.12	8.12		
(c)	Others							
	CLEARING MEMBERS	83	83772	83772	0.17	0.17		
	NON RESIDENT INDIANS	122	133896	133096	0.27	0.27		
	OVERSEAS CORPORATE BODIES	1	99000	99000	0.20	0.20		
	TRUSTS	3	2700	2700	0.01	0.01		
(d)	Qualified Foreign Investor	0	0	0	0.00	0.00		
	Sub-Total B(2) :	24274	17454113	16499521	35.70	35.70		
	Total B=B(1)+B(2) :	24293	17968026	17010934	36.76	36.76		
	Total (A+B) :	24304	48884818	47927726	100.00	100.00		
(C)	Shares held by custodians, against which Depository Receipts have been issued							
(1)	Promoter and Promoter Group							
(2)	Public	0	0	0	0.00	0.00		
	GRAND TOTAL (A+B+C) :	24304	48884818	47927726	100.00	0.00	24900767	50.94

D.  *[Signature]*



Statement showing holding of securities (including shares, warrants, convertible securities) of persons belonging to the category "Promoter and Promoter Group"

Sr.No	Name of the Shareholder	Details of Shares held		Encumbered shares (*)			Details of Warrants		Details of convertible securities		Total Shares (Including underlying shares assuming full conversion of warrants and convertible securities) as a % of diluted share capital
		No. of Shares held	As a % of grand total (A)+(B)+(C)	Pledge Shares	AS a percentage	AS a % of grand total (A) + (B) + (C) of sub-clause (I)(a)	Number of warrants held	As a % total number of warrants of the same class	Number of convertible securities held	As a % total number of convertible securities of the same class	
(I)	(II)	(III)	(IV)	(V)	(VI)=(V)/(III)*100	(VII)	(VIII)	(IX)	(X)	(XI)	(XII)
1	Electro Investment Private Limited	23102544	47.26	23102544	100.00	47.26	0	0.00	0	0.00	47.26
2	Merino Finance Pvt. Ltd	3077500	6.30	1798223	58.43	3.68	0	0.00	0	0.00	6.30
3	E R Computers Private Limited	1509000	3.09	0	0.00	0.00	0	0.00	0	0.00	3.09
4	Nambiar International Investment Co. Private Limited	1432248	2.93	0	0.00	0.00	0	0.00	0	0.00	2.93
5	T P G Nambiar .	1105750	2.26	0	0.00	0.00	0	0.00	0	0.00	2.26
6	Namfil Finance Company Pvt Ltd	506250	1.04	0	0.00	0.00	0	0.00	0	0.00	1.04
7	Ajit G Nambiar	80000	0.16	0	0.00	0.00	0	0.00	0	0.00	0.16
8	Anju Chandrasekhar	74600	0.15	0	0.00	0.00	0	0.00	0	0.00	0.15
9	Thankam Nambiar	20000	0.04	0	0.00	0.00	0	0.00	0	0.00	0.04
10	Dynamic Electronics Pvt Limited	5900	0.01	0	0.00	0.00	0	0.00	0	0.00	0.01
11	Meena Nambiar	3000	0.01	0	0.00	0.00	0	0.00	0	0.00	0.01
	Total :	30916792	63.24	24900767	80.54	50.94	0	0.00	0	0.00	63.24

(i)(c)(i) Statement showing holding of securities (including shares, warrants, convertible securities) of persons belonging to the category "Public" and holding more than 1% of the total number of shares								
Sr.No.	Name of the shareholder	Number of shares held	Shares as a percentage of total number of shares {i.e., Grant total (A)+(B)+(C) indicated in Statement at para (i)(a) above}	Details of warrants		Details of convertible securities		Total shares (including underlying shares assuming full conversion of warrants and convertible securities) as a % of diluted share capital)
				Number of warrants held	As a % total number of warrants of the same class	Number of convertible securities held	% w.r.t total number of convertible securities of the same class	
1	ASSET RECONSTRUCTION COMPANY (INDIA) LTD.	1334000	2.73	0	0.00	0	0.00	2.73
2	ASSET RECONSTRUCTION COMPANY (INDIA) LTD.(TRUST HOLDINGS)	1042000	2.13	0	0.00	0	0.00	2.13
TOTAL :		2376000	4.86	0	0.00	0	0.00	4.86

(i)(c)(ii) Statement showing holding of securities (including shares, warrants, convertible securities) of persons (together with PAC) belonging to the category "Public" and holding more than 5% of the total number of shares of the company								
Sr.No	Name(s) of the shareholder(s) and the Persons Acting in Concert (PAC) with them	Number of shares held	Shares as a percentage of total number of shares {i.e., Grant total (A)+(B)+(C) indicated in Statement at para (i)(a) above}	Details of warrants		Details of convertible securities		Total shares (including underlying shares assuming full conversion of warrants and convertible securities) as a % of diluted share capital)
				Number of warrants held	As a % total number of warrants of the same class	Number of convertible securities held	% w.r.t total number of convertible securities of the same class	
TOTAL :		0	0	0	0	0	0	0

STATEMENT SHOWING DETAILS OF LOCKED-IN SHARES"				
(I)(d)				
Sr.No.	Name of the shareholder	Number of locked-in shares	Locked-in shares as a (%) percentage of total number of shares {i.e, Grand Total (A)+(B)+(C) Indicated in Statement at para (I)(a) above}	Promoter/Promoter Group/Public
TOTAL :		0	0	

STATEMENT SHOWING DETAILS OF DEPOSITORY RECEIPTS (DRS)				
(II)(a)				
Sr.No.	Type of outstanding DR (ADRs, GDRs, SDRs,etc.)	Number of outstanding DRs	Number of shares underlying outstanding DRs	Shares underlying outstanding DRs as a percentage of total number of shares {i.e., Grand Total (A)+(B)+(C) Indicated in Statement at Para(I)(a) above}
TOTAL :		0	0	0

Statement showing Holding of Depository Receipts (DRs), where underlying shares held by "Promoter/Promoter group" are in excess of 1% of the total number shares.				
(II)(b)				
Sr.No.	Name of the DR Holder	Type of outstanding DR (ADRs, GDRs, SDRs,etc.)	Number of shares underlying outstanding DRs	Shares underlying outstanding DRs as a percentage of total number of shares {i.e., Grand Total (A)+(B)+(C) indicated in Statement at para(I)(a) above}
TOTAL :			0	0

