

Introductory sub-table (I)(a)

Name of the Company: DCM LTD

Script Code, Name of the scrip, class of security: BSE-502820, NSE-DCM

Class of Security- EQUITY

Quarter ended: 30-September-2015


Partly paid-up shares:-	No. of partly paid-up shares	As a % of total no. of partly paid-up shares	As a % of total no. of shares of the company
Held by promoter/promoter group	NA	NA	NA
Held by public	NA	NA	NA
Total	NA	NA	NA

Outstanding convertible securities:-	No. of outstanding securities	As a % of total no. of outstanding convertible securities	As a % of total no. of shares of the company, assuming full conversion of the convertible securities
Held by promoter/promoter group	NA	NA	NA
Held by public	NA	NA	NA
Total	NA	NA	NA


Warrants:-	No. of warrants	As a % of total no. of warrants	As a % of total no. of shares of the company, assuming full conversion of warrants
Held by promoter/promoter group	0	0	0
Held by public	0	0	0
Total	0	0	0

17379037


Total paid-up capital of the company, assuming full conversion of warrants and convertible securities



Statement Showing Shareholding Pattern								
Category code	Category of Shareholder	Number of Shareholders	Total number of shares	Number of shares held in dematerialized form	Total shareholding as a percentage of total number of shares		Shares Pledged or otherwise encumbered	
					As a percentage of (A+B)	As a percentage of (A+B+C)	Number of shares	As a percentage
					(v)	(vi)	(vii)	(viii) = (vii)/(v)*100
(A)	Shareholding of Promoter and Promoter Group ³							
1	Indian							
(a)	Individuals/ Hindu Undivided Family	5	36089	36089	0.21	0.21	0	0.00
(b)	Central Government/ State Government(s)	0	0	0	0.00	0.00	0	0.00
(c)	Bodies Corporate	14	7731793	7731793	44.49	44.49	0	0.00
(d)	Financial Institutions/ Banks	0	0	0	0.00	0.00	0	0.00
(e)	Any Others (Specify)	0	0	0	0.00	0.00	0	0.00
	Sub Total(A)(1)	19	7767882	7767882	44.70	44.70	0	0.00
2	Foreign							
a	Individuals (Non-Residents Individuals/ Foreign Individuals)	0	0	0	0.00	0.00	0	0.00
b	Bodies Corporate	0	0	0	0.00	0.00	0	0.00
c	Institutions	0	0	0	0.00	0.00	0	0.00
d	Qualified Foreign Investor	0	0	0	0.00	0.00	0	0.00
e	Any Others (Specify)	0	0	0	0.00	0.00	0	0.00
	Sub Total(A)(2)	0	0	0	0.00	0.00	0	0.00
	Total Shareholding of Promoter and Promoter Group (A) ³ = (A)(1)+(A)(2)	19	7767882	7767882	44.70	44.70	0	0.00




Sr.No	Notes
1	*Non-resident shareholders include 71 Shareholders (consisting of 65 Demat and 6 physical folios) holding 44278 equity shares of Rs. 10/- each which are in the custody of The Custodian of Enemy Property for India.
2	
3	
4	
5	
6	
7	
8	
9	



(1)(b) Statement showing holding of securities (including shares, warrants, convertible securities) of persons belonging to the category "Promoter and Promoter Group"

Sr.	Name of the shareholder	Details of Shares held		Encumbered shares (*)		Details of warrants		Details of convertible securities		Total shares (including underlying warrants and convertible securities) as a % of diluted share capital
		No. of shares held	As a % of grand total (A)+(B)+(C)	No.	As a percentage (V)=(VII)/(III)*100	Number of warrants held	As a % of total number of warrants of the same class	Number of convertible securities held	As a % of total number of convertible securities of the same class	
No.	(i)	(ii)	(IV)	(V)	(VI)	(VII)	(IX)	(X)	(XI)	
1	AGGRESAR LEASING AND FINANCE PVT. LTD.	2092206	12.04	0	0.00	0.00	NIL	NIL	NIL	
2	AGGRESAR LEASING & FINANCE PVT. LTD.	1624372	9.35	0	0.00	0.00	NIL	NIL	NIL	
3	BETTERWAYS FINANCE AND LEASING PVT. LIMITED	1224835	7.05	0	0.00	0.00	NIL	NIL	NIL	
4	XONIX ENTERPRISES PVT. LTD.	482957	2.78	0	0.00	0.00	NIL	NIL	NIL	
5	MIDOPA HOLDINGS PVT LTD	431843	2.48	0	0.00	0.00	NIL	NIL	NIL	
6	LOTUS FINANCE & INVESTMENTS PVT.LTD.	429316	2.47	0	0.00	0.00	NIL	NIL	NIL	
7	LOTTE TRADING ALLIED SERVICES PVT. LTD.	407862	2.35	0	0.00	0.00	NIL	NIL	NIL	
8	BETTERWAYS FINANCE & LEASING PVT. LTD.	398300	2.29	0	0.00	0.00	NIL	NIL	NIL	
9	XONIX ENTERPRISES PVT LTD	294872	1.70	0	0.00	0.00	NIL	NIL	NIL	
10	MIDOPA HOLDINGS PVT LTD	100000	0.58	0	0.00	0.00	NIL	NIL	NIL	
11	LOTTE TRADING AND ALLIED SERVICES PVT. LTD.	100000	0.58	0	0.00	0.00	NIL	NIL	NIL	
12	LOTUS FINANCE AND INVESTMENTS PVT. LTD.	100000	0.58	0	0.00	0.00	NIL	NIL	NIL	
13	LOTTE TRADING ALLIED SERVICES PVT. LTD.	39000	0.22	0	0.00	0.00	NIL	NIL	NIL	
14	SUMANT BHARAT RAM	12000	0.07	0	0.00	0.00	NIL	NIL	NIL	
15	PANNA BHARAT RAM	7912	0.05	0	0.00	0.00	NIL	NIL	NIL	
16	VINAY BHARAT RAM	6525	0.04	0	0.00	0.00	NIL	NIL	NIL	
17	LOTUS FINANCE & INVESTMENTS PVT. LTD.	6230	0.04	0	0.00	0.00	NIL	NIL	NIL	
18	RAHIL BHARAT RAM	4852	0.03	0	0.00	0.00	NIL	NIL	NIL	
19	YUV BHARAT RAM	4800	0.03	0	0.00	0.00	NIL	NIL	NIL	
	TOTAL	7767882	44.70	0	0.00	0.00	NIL	NIL	NIL	



(*) The term "encumbrance" has the same meaning as assigned to it in regulation 28(3) of the SAST Regulations, 2011

(1)(c)(i) Statement showing holding of securities (including shares, warrants, convertible securities) of persons belonging to the category "Public" and holding more than 1% of the total number of shares

Sr. No.	Name of the shareholder	Number of shares held	Shares as a percentage of total number of shares {i.e., Grand Total (A)+(B)+(C) indicated in Statement at para (1)(a) above}	Details of warrants		Details of convertible securities		Total shares (including underlying shares assuming full conversion of warrants and convertible securities) as a % of diluted share capital
				Number of warrants held	As a % total number of warrants of the same class	Number of convertible securities held	% w.r.t total number of convertible securities of the same class	
1	LIFE INSURANCE CORPORATION OF INDIA	1495730	8.61	NIL	NIL	NIL	NIL	NIL
2	KANWALJEET SINGH DHILLON	410000	2.36	NIL	NIL	NIL	NIL	NIL
3	RELIGARE FINVEST LTD	363030	2.09	NIL	NIL	NIL	NIL	NIL
5	ASHLAR SECURITIES PRIVATE LIMITED	241829	1.13	NIL	NIL	NIL	NIL	NIL
4	SATPAL KHATTAR	200000	1.15	NIL	NIL	NIL	NIL	NIL
6	ANIL KUMAR GOEL	175000	1.01	NIL	NIL	NIL	NIL	NIL
	TOTAL	2885589	16.60	NIL	NIL	NIL	NIL	NIL



(D)(c)(ii) Statement showing holding of securities (including shares, warrants, convertible securities) of persons (together with PAC) belonging to the category "Public" and holding more than 5% of the total number of shares of the company

Sr. No.	Name(s) of the shareholder(s) and the Persons Acting in Concert (PAC) with them	Number of shares	Shares as a percentage of total number of shares {i.e., Grand Total (A)+(B)+(C) indicated in Statement at para (D)(a) above}	Details of warrants		Details of convertible securities		Total shares (including underlying shares assuming full conversion of warrants and convertible securities) as a % of diluted share capital
				Number of warrants	As a % total number of warrants of the same class	Number of convertible securities held	% w.r.t total number of convertible securities of the same class	
1	LIFE INSURANCE CORPORATION OF INDIA	1495730	8.61	NIL	NIL	NIL	NIL	NIL
TOTAL		1495730	8.61	NIL	NIL	NIL	NIL	NIL



(1)(d) Statement showing details of locked-in shares

Sr. No.	Name of the shareholder	Number of locked-in shares	Locked-in shares as a percentage of total number of shares (i.e., Grand Total (A)+(B)+(C) indicated in Statement at para (D)(a) above)
1	NIL	NIL	NIL
TOTAL		0	0.00




(II)(a) Statement showing details of Depository Receipts (DRs)

Sr. No.	Type of outstanding DR (ADRs, GDRs, SDRs, etc.)	Number of outstanding DRs	Number of shares underlying outstanding DRs	Shares underlying outstanding DRs as a percentage of total number of shares {i.e., Grand Total (A)+(B)+(C) indicated in Statement at para (D)(a) above}
1	NIL	NIL	NIL	NIL
TOTAL				NIL



(II)(b) Statement showing holding of Depository Receipts (DRs), where underlying shares held by "promoter/promoter group" are in excess of 1% of the total number of shares

Sr. No.	Name of the DR Holder	Type of outstanding DR (ADRs, GDRs, SDRs, etc.)	Number of shares underlying outstanding DRs	Shares underlying outstanding DRs as a percentage of total number of shares {i.e., Grand Total (A)+(B)+(C) indicated in Statement at para (D)(a) above}
1	NIL	NIL	NIL	NIL
TOTAL				
		NIL	NIL	NIL



(III) (a)

Statement showing the voting pattern of shareholders, if more than one class of share/securities is issued by the issuer.

Category (I)	Category of shareholder (II)	Number of Voting Rights held in each class of securities				Total Voting Rights (III+IV+V)	Total Voting rights i.e. (VI)	
		Class X (III)	Class Y (IV)	Class Z (V)	Class Z (VI)		As a % of (A+B) (VII)	As a % of (A+B+C) (VIII)
(A)	Shareholding of Promoter and Promoter Group							
(1)	Indian							
(a)	Individuals/ Hindu Undivided Family	NA	NA	NA	NA	NA	NA	NA
(b)	Central Government/ State Government(s)	NA	NA	NA	NA	NA	NA	NA
(c)	Bodies Corporate	NA	NA	NA	NA	NA	NA	NA
(d)	Financial Institutions/ Banks	NA	NA	NA	NA	NA	NA	NA
(e)	Any Others(Specify)	NA	NA	NA	NA	NA	NA	NA
	Sub Total(A)(1)	NA	NA	NA	NA	NA	NA	NA
(2)	Foreign							
(a)	Individuals (Non-Residents Individuals/ Foreign Individuals)	NA	NA	NA	NA	NA	NA	NA
(b)	Bodies Corporate	NA	NA	NA	NA	NA	NA	NA
(c)	Institutions	NA	NA	NA	NA	NA	NA	NA
(d)	Any Others(Specify)	NA	NA	NA	NA	NA	NA	NA
	Sub Total(A)(2)	NA	NA	NA	NA	NA	NA	NA
	Total Shareholding of Promoter and Promoter Group (A)= (A)(1)+(A)(2)	NA	NA	NA	NA	NA	NA	NA



