

(I)(a) STATEMENT SHOWING SHAREHOLDING PATTERN IN CLAUSE-35			
NAME OF THE COMPANY:	HINDUSTAN MOTORS LIMITED		
SCRIP CODE :	500500 (BSE)		
NAME OF THE SCRIP :	HINDMOTORS (NSE)		
CLASS OF SECURITY :	Equity		
AS ON :	30/09/2015		
Partly paid-up shares	No. of partly paid-up shares	As a % of total no. of partly paid-up shares	As a % of total no. of shares of the Company.
Held by promoter/promoter group	0	0	0
Held by Public	0	0	0
Total:	0	0	0
Outstanding convertible securities:	No. of outstanding securities	As a % of total no. of outstanding convertible securities.	As a % of total no. of shares of the Company assuming full conversion of the convertible securities
Held by promoter/promoter group	0	0	0
Held by Public	0	0	0
Total:	0	0	0
Warrants:	No. of warrants	As a % of total no. of warrants	As a % of total no. of shares of the Company, assuming full conversion of warrants
Held by promoter/promoter group	0	0	0
Held by Public	0	0	0
Total:	0	0	0
Total paid-up capital of the Company, assuming full conversion of warrants and convertible securities			208659293

For Hindustan Motors Limited



Tarun Kumar Kabra
Company Secretary

As on 30th September, 2015

Category code	Category of shareholder	Number of shareholders	Total number of shares	Number of shares held in dematerialized form	Total shareholding as a percentage of total number of shares			Shares pledged or otherwise encumbered
					As a percentage of (A+B) ¹	As a percentage of (A+B+C)	Number of Shares	
(I)	(II)	(III)	(IV)	(V)	(VI)	(VII)	(VIII)	(IX)= (VIII)/(IV)*100
(A)	Shareholding of Promoter and Promoter Group ²							
(1)	Indian							
(a)	Individuals / Hindu Undivided Family	3	527592	527592	0.25	0.25	0	0.00
(b)	Central Government / State Government(s)	0	0	0	0.00	0.00	0	0.00
(c)	Bodies Corporate	15	66945662	66945662	32.08	32.08	26271854	39.24
(d)	Financial Institutions / Banks	0	0	0	0.00	0.00	0	0.00
(e)	Any other (specify)	0	0	0	0.00	0.00	0	0.00
	Sub - Total (A) (1)	18	67473254	67473254	32.34	32.34	26271854	38.94
(2)	Foreign							
(a)	Individuals (Non-Resident Individuals / Foreign Individuals)	0	0	0	0.00	0.00	0	0.00
(b)	Bodies Corporate	0	0	0	0.00	0.00	0	0.00
(c)	Institutions	0	0	0	0.00	0.00	0	0.00
(d)	Qualified Foreign Investor	0	0	0	0.00	0.00	0	0.00
(e)	Any other (specify)	0	0	0	0.00	0.00	0	0.00
	Sub - Total (A) (2)	0	0	0	0.00	0.00	0	0.00
	Total Shareholding of Promoter and Promoter Group (A) = (A)(1) + (A)(2)	18	67473254	67473254	32.34	32.34	26271854	38.94
(B)	Public Shareholding ³							
(1)	Institutions						NA	NA
(a)	Mutual Funds / UTI	16	66450	0	0.03	0.03		
(b)	Financial Institutions / Banks	63	22533597	22478447	10.80	10.80		
(c)	Central Government / State Government(s)	0	0	0	0.00	0.00		
(d)	Venture Capital Funds	0	0	0	0.00	0.00		
(e)	Insurance Companies	7	7446525	7432175	3.57	3.57		
(f)	Foreign Institutional Investors	11	41517	0	0.02	0.02		
(g)	Foreign Venture Capital Investors	0	0	0	0.00	0.00		
(h)	Qualified Foreign Investor	0	0	0	0.00	0.00		
(i)	Any other (specify)							
	Sub - Total (B) (1)	97	30880899	29910622	14.42	14.42		

For Hindustan Motors Limited



Tarun Kumar Kabra
Company Secretary

As on 30th September, 2015

Category code	Category of shareholder	Number of shareholders	Total number of shares	Number of shares held in dematerialized form	Total shareholding as a percentage of total number of shares		Shares pledged or otherwise encumbered	
					As a percentage of (A+B) ¹	As a percentage of (A+B+C)	Number of Shares	As a percentage
(I)	(II)	(III)	(IV)	(V)	(VI)	(VII)	(VIII)	(IX)= (VIII)/(IV)*100
(2)	Non-institutions							
(a)	Bodies Corporate	1575	17145265	16917400	8.22	8.22	NA	NA
(b)	Individuals							
	i. Individual shareholders holding nominal share capital up to Rs.1 lakh	124479	63856547	57873390	30.60	30.60		
	ii. Individual shareholders holding nominal share capital in excess of Rs.1 lakh	306	27490045	27198005	13.17	13.17		
(c)	Qualified Foreign Investor	0	0	0	0.00	0.00		
(d)	Any other (specify)							
	i. NRIs/OCBs	1560	1452065	1223090	0.70	0.70		
	ii. Clearing Members	69	146315	146315	0.07	0.07		
	iii. Trusts	14	41016	41016	0.02	0.02		
	iv. Unclaimed Suspense Account (as per clause 5A of the Listing Agreement)	1	966697	966697	0.46	0.46		
	Sub - Total (B) (2)	128004	111097950	104365913	53.24	53.24	NA	NA
(C)	Total Public Shareholding (B) = (B)(1) + (B)(2)	128101	141186039	134276535	67.66	67.66	NA	NA
	TOTAL (A) + (B)	128119	208659293	201749789	100.00	100.00	26271854	12.59
(1)	Shares held by Custodians and against which Depository Receipts have been issued							
(2)	Promoter and Promoter Group	0	0	0	0	0	NA	NA
	Public	0	0	0	0	0	NA	NA
	GRAND TOTAL (A) + (B) + (C)	128119	208659293	201749789	100.00	100.00	26271854	12.59

¹For determining public shareholding for the purpose of Clause 40A

²For definitions of "Promoter" and "Promoter Group" refer to Clause 40A

³For definition of "Public Shareholding", refer to Clause 40A

For Hindustan Motors Limited




Tarun Kumar Kabra
Company Secretary

(b) STATEMENT SHOWING HOLDING OF SECURITIES (INCLUDING SHARES, WARRANTS, CONVERTIBLE SECURITIES) OF PERSONS BELONGING TO THE CATEGORY "PROMOTER AND PROMOTER GROUP" As on 30th September, 2015

Sl. No.	Name of the Shareholder	Details of Shares held		Encumbered shares (*)			Details of warrants		Details of convertible securities		Total shares (including underlying shares assuming full conversion of warrants and convertible securities) as a % of diluted share capital
		No. of Shares held	As a % of grand total (A) + (B) + (C)	Number	As a percentage (VI)=(V)/(III)*100	As a % of grand total (A)+(B)+(C) of sub-clause (I)(a)	Number of warrants held	As a % of total number of warrants of the same class	Number of convertible securities held	As a % of total number of convertible securities of the same class	
(I)	(II)	(III)	(IV)	(V)	(VI)=(V)/(III)*100	(VII)	(VIII)	(IX)	(X)	(XI)	(XII)
1	AMER INVESTMENTS (DELHI) LIMITED	8790000	4.21	0	0.00	0.00					4.21
2	AMITA BIRLA	33600	0.02	0	0.00	0.00					0.02
3	BENGAL RUBBER COMPANY LIMITED	5354950	2.57	0	0.00	0.00					2.57
4	BIRLA BROTHERS PRIVATE LTD.	1100000	0.53	0	0.00	0.00					0.53
5	CENTRAL INDIA INDUSTRIES LIMITED	2778140	1.33	0	0.00	0.00					1.33
6	CENTRAL INDIA INDUSTRIES LIMITED	15622460	7.49	0	0.00	0.00					7.49
7	CHANDRA KANT BIRLA	6000	0.00	0	0.00	0.00					0.00
8	GWALIOR FINANCE CORPORATION LIMITED	670206	0.32	0	0.00	0.00					0.32
9	HINDUSTHAN DISCOUNTING COMPANY LIMITED	3084556	1.48	0	0.00	0.00					1.48
10	HITAISHI INVESTMENTS LIMITED	177496	0.09	0	0.00	0.00					0.09
11	INDIA SILICA MAGNESITE WORKS LIMITED	1065000	0.51	0	0.00	0.00					0.51
12	JAIPUR FINANCE AND DAIRY PRODUCTS PVT. LTD.	662000	0.32	0	0.00	0.00					0.32
13	NATIONAL BEARING CO. (JAIPUR) LIMITED	22612354	10.84	22612354	100.00	10.84					10.84
14	NATIONAL ENGINEERING INDUSTRIES LIMITED	905000	0.43	904500	99.94	0.43					0.43
15	NIRMALA BIRLA	487992	0.23	0	0.00	0.00					0.23
16	RANCHI ENTERPRISES AND PROPERTIES LTD.	70500	0.03	0	0.00	0.00					0.03
17	SHEKHAVATI INVESTMENTS AND TRADERS LTD.	1248000	0.60	0	0.00	0.00					0.60
18	SOORYA VANIJA AND INVESTMENT LIMITED	2805000	1.34	2755000	98.22	1.32					1.34
19	MISS AVANI BIRLA	0	0.00	0	0.00	0.00					0.00
20	MISS AVANTI BIRLA	0	0.00	0	0.00	0.00					0.00
	TOTAL :	67473254	32.34	26271854	38.94	12.59					32.34

(*) The term "encumbrance" has the same meaning as assigned to it in regulation 28(3) of the SAST Regulations, 2011.

For Hindustan Motors Limited



Tarun Kumar Kabra
Company Secretary

(I)(c)(i) Statement showing holding of securities (including shares, warrants, convertible securities) of persons belonging to the category "Public" and holding more than 1% of the total number of shares

As on 30th September, 2015

Sl. No.	Name of the shareholder	No. of shares held	Shares as a % of total number of shares {i.e., Grand Total (A)+(B)+(C) indicated in statement at para (I)(a) above}	Details of warrants		Details of convertible securities		Total shares (including underlying shares assuming full conversion of warrants and convertible securities) as a % of diluted share capital
				No. of warrants held	As a % of total number of warrants of the same class	No. of convertible securities held	% w.r.t. total number of convertible securities of the same class	
1	ICICI BANK LIMITED	10743600	5.15					
2	LIFE INSURANCE CORPORATION OF INDIA	7432175	3.56					
3	IDBI BANK LIMITED	4448500	2.13					
4	IFCI LIMITED	3404100	1.63					
5	ANJU BALDI	2280147	1.09					
	TOTAL	28308522	13.56					

For Hindustan Motors Limited



Tarun Kumar Kabra
Company Secretary

(I)(c)(ii) Statement showing holding of securities (including shares, warrants, convertible securities) of persons (together with PAC) belonging to the category "Public" and holding more than 5% of the total number of shares of the Company

As on 30th September, 2015

Sl. No.	Name(s) of the shareholder(s) and the Persons Acting in Concert (PAC) with them	No. of shares	Shares as a % of total number of shares {i.e., Grand Total (A)+(B)+(C) indicated in statement at para (I)(a) above}	Details of warrants		Details of convertible securities		Total shares (including underlying full conversion of warrants and convertible securities) as a % of diluted share capital
				No. of warrants	As a % of total number of warrants of the same class	No. of convertible securities held	% w.r.t. total number of convertible securities of the same class	
1	ICICI BANK LIMITED	10743600	5.15					
	TOTAL	10743600	5.15					

For Hindustan Motors Limited


 Tarun Kumar Kabra
 Company Secretary

As on 30th September, 2015

Statement showing details of locked-in shares				
Sr No	Name of the shareholder	Category of Share holders(Promoters/ Public)	No of locked-in shares	Locked-in shares as a percentage of total number of shares{i.e.,Grand Total (A)+(B)+(C) indicated in statement at para(I)(a) above}
1	STATE BANK OF INDIA	PUBLIC	327700	0.16
2	BANK OF BARODA	PUBLIC	373800	0.18
3	UCO BANK	PUBLIC	731000	0.35
4	UNITED BANK OF INDIA	PUBLIC	936500	0.45
5	LIFE INSURANCE CORPORATION OF INDIA	PUBLIC	1427000	0.68
6	BANK OF INDIA	PUBLIC	1495100	0.72
7	IFCI LIMITED	PUBLIC	3404100	1.63
8	IDBI BANK LIMITED	PUBLIC	4448500	2.13
9	ICICI BANK LTD	PUBLIC	10743600	5.15
	TOTAL :		23887300	11.45

For Hindustan Motors Limited



Tarun Kumar Kabra
Company Secretary

As on 30th September, 2015

II(a) Statement showing details of Depository Receipts (DRs)

Sr No	Type of outstanding DR (ADRs,GRDs, SDRs,etc.)	Number of outstanding DRs	No of shares underlying outstanding DRs	Shares underlying outstanding DRs as a percentage of total number of shares {i.e., Grand Total (A)+(B)+(C) indicated in statement at para(I)(a) above}
	N.A	N.A	N.A	N.A

II(b) Statement showing Holding of Depository Receipts (DRs), where underlying shares held by "Promoter/Promoter Group" are in excess of 1% of the total number of shares

Sr. No.	Name of the DR Holder	Type of outstanding DR (ADRs, GDRs, SDRs, etc.)	Number of shares underlying outstanding DRs	Shares underlying outstanding DRs as a percentage of total number of shares {i.e., Grand Total (A) + (B) + (C) indicated in Statement at para (I)(a) above}
	N.A	N.A	N.A	N.A

III(a) Statement showing the voting pattern of shareholders, if more than one class of shares/securities is issued by the issuer

There is only one class of shares issued by the Company and hence voting rights are uniform for all shares.

For Hindustan Motors Limited



Tarun Kumar Kabra
Company Secretary