


**PRIME SECURITIES LIMITED**

Pattern of Shareholding for the Quarter ended September 30, 2015

**(I) (a) Statement showing Shareholding Pattern**


| Name of the Company: <b>Prime Securities Limited</b>  |                                     |  |   |
|---|-------------------------------------|--|---|
| Script Code: <b>500337 (BSE) / PRIMESECU (NSE)</b> , Name of Scrip: <b>Prime Securities Limited</b> , Class of Security: <b>Equity Shares</b> |                                     |  |   |
| Quarter ended: <b>September 30, 2015</b>  |                                     |  |   |
|   | <b>No. of Partly Paid-up Shares</b> | <b>As a % of total no. of Partly Paid-up Shares</b>              | <b>As a % of total no. of Shares of the Company</b>   |
| <b>Partly Paid-up Shares:-</b>  |                                     |  |   |
| Held by promoter /promoter group  | Nil                                 | Nil  | Nil   |
| Held by public  | Nil                                 | Nil  | Nil   |
| <b>Total</b>  | Nil                                 | Nil  | Nil   |
| <b>Outstanding convertible securities:-</b>   |                                     | <b>As a % of total no. of Outstanding Convertible Securities</b> | <b>As a % of total no. of Shares of the Company, assuming full conversion of the Convertible Securities</b> |
| Held by promoter /promoter group  | Nil                                 | Nil  | Nil   |
| Held by public  | 842,200                             | 100.00   | 3.08  |
| <b>Total</b>  | 842,200                             | 100.00   | 3.08  |
| <b>Warrants:-</b>   |                                     | <b>As a % of total no. of Warrants</b>                           | <b>As a % of total no. of Shares of the Company, assuming full Conversion of Warrants</b>                   |
| Held by promoter /promoter group  | Nil                                 | Nil  | Nil   |
| Held by public  | Nil                                 | Nil  | Nil   |
| <b>Total</b>  | Nil                                 | Nil  | Nil   |
| <b>Total Paid-up Capital of the Company, assuming full Conversion of Warrants and Convertible Securities (Shares)</b>                         |                                     |  | <b>27,315,725</b>   |



**PRIME SECURITIES LIMITED**

Pattern of Shareholding for the Quarter ended September 30, 2015

| Sr. No. | Category of Shareholder   | Number of shareholders | Total Number of shares | Number of Shares held in Dematerialised Form | Total shareholding as a % of total number of shares |                         | Shares Pledged or otherwise encumbered |
|---------|---|------------------------|------------------------|--|---|-------------------------|--|
|         |   |                        |                        |  | As a % of (A+B) (VI)                                | As a % of (A+B+C) (VII) |  |
| (1)     | (II)  | (III)                  | (IV)                   | (V)  | (VI)  | (VII)                   | (VIII) = (IX) / (IV)                   |
| (A)     | <b>Promoter and Promoter Group</b>  |                        |                        |  |   |                         |  |
| (1)     | <b>Indian</b>   |                        |                        |  |   |                         |  |
|         | (a) Individuals / Hindu Undivided Family  | -                      | -                      | -  | -   | -                       | -                                      |
|         | (b) Central Government / State Government(s)  | -                      | -                      | -  | -   | -                       | -                                      |
|         | (c) Bodies Corporate  | -                      | -                      | -  | -   | -                       | -                                      |
|         | (d) Financial Institutions / Banks  | -                      | -                      | -  | -   | -                       | -                                      |
|         | (e) Any Other (specify)   | -                      | -                      | -  | -   | -                       | -                                      |
|         | <b>Sub Total (A) (1)</b>  | -                      | -                      | -  | -   | -                       | -                                      |
| (2)     | <b>Foreign</b>  |                        |                        |  |   |                         |  |
|         | (a) Individuals (Non-Resident Individuals / Foreign Individuals)                        | -                      | -                      | -  | -   | -                       | -                                      |
|         | (b) Bodies Corporate  | -                      | -                      | -  | -   | -                       | -                                      |
|         | (c) Institutions  | -                      | -                      | -  | -   | -                       | -                                      |
|         | (d) Any Other (specify)   | -                      | -                      | -  | -   | -                       | -                                      |
|         | <b>Sub Total (A) (2)</b>  | -                      | -                      | -  | -   | -                       | -                                      |
|         | <b>Total Shareholding of Promoter and Promoter Group (A) = (A)(1) + (A)(2)</b>          | -                      | -                      | -  | -   | -                       | -                                      |
| (B)     | <b>Public Shareholding</b>  |                        |                        |  |   |                         |  |
| (1)     | <b>Institutions</b>   |                        |                        |  |   |                         |  |
|         | (a) Mutual Funds / UTI  | 6                      | 10,400                 | 100  | 0.04  | 0.04                    | N.A.                                   |
|         | (b) Financial Institutions / Banks  | 14                     | 4,100                  | 100  | 0.02  | 0.02                    | N.A.                                   |
|         | (c) Central Government / State Government(s)  | -                      | -                      | -  | -   | -                       | N.A.                                   |
|         | (d) Venture Capital Funds   | -                      | -                      | -  | -   | -                       | N.A.                                   |
|         | (e) Insurance Companies   | -                      | -                      | -  | -   | -                       | N.A.                                   |
|         | (f) Foreign Institutional Investors   | 3                      | 490,300                | 480,000                                      | 1.85  | 1.85                    | N.A.                                   |
|         | (g) Foreign Venture Capital Investors   | -                      | -                      | -  | -   | -                       | N.A.                                   |
|         | (h) Any Other (Foreign Company)   | 2                      | 1,828,600              | 1,800,000                                    | 6.91  | 6.91                    | N.A.                                   |
|         | <b>Sub Total (B) (1)</b>  | <b>25</b>              | <b>2,333,400</b>       | <b>2,280,200</b>                             | <b>8.81</b>   | <b>8.81</b>             | <b>N.A.</b>                            |
| (2)     | <b>Non-Institutions</b>   |                        |                        |  |   |                         |  |
|         | (a) Bodies Corporate  | 556                    | 7,653,463              | 7,471,263                                    | 28.91   | 28.91                   | N.A.                                   |
|         | (b) i. Individual Shareholders holding nominal share capital upto Rs.1 lakh             | 23,474                 | 9,815,067              | 8,648,403                                    | 37.08   | 37.08                   | N.A.                                   |
|         | ii. Individual Shareholders holding nominal share capital in excess of Rs.1 lakh        | 81                     | 6,671,595              | 6,671,595                                    | 25.20   | 25.20                   | N.A.                                   |
|         | (c) Any Other (Foreign Companies)   | -                      | -                      | -  | -   | -                       | N.A.                                   |
|         | <b>Sub Total (B) (2)</b>  | <b>24,111</b>          | <b>24,140,125</b>      | <b>22,793,261</b>                            | <b>91.19</b>  | <b>91.19</b>            | <b>N.A.</b>                            |
|         | <b>Total Public Shareholding (B) = (B)(1) + (B)(2)</b>                                  | <b>24,136</b>          | <b>26,473,525</b>      | <b>25,073,461</b>                            | <b>100.00</b>                                       | <b>100.00</b>           | <b>N.A.</b>                            |
|         | <b>TOTAL (A) + (B)</b>  | <b>24,136</b>          | <b>26,473,525</b>      | <b>25,073,461</b>                            | <b>100.00</b>                                       | <b>100.00</b>           | <b>-</b>                               |
| (C)     | <b>Shares held by Custodians and against which Depository Receipts have been issued</b> |                        |                        |  |   |                         |  |
| (1)     | <b>Promoter and Promoter Group</b>  | -                      | -                      | -  | -   | -                       | N.A.                                   |
| (2)     | <b>Public</b>   | -                      | -                      | -  | -   | -                       | N.A.                                   |
|         | <b>GRAND TOTAL (A) + (B) + (C)</b>  | <b>24,136</b>          | <b>26,473,525</b>      | <b>25,073,461</b>                            | <b>100.00</b>                                       | <b>100.00</b>           | <b>-</b>                               |



**PRIME SECURITIES LIMITED**

Pattern of Shareholding for the Quarter ended September 30, 2015

(I) (c) (ii) Statement showing holding of securities (including shares, warrants, convertible securities) of persons (together with PAC) belonging to the category "Public" and holding more than 5% of the total number of shares of the Company

| Sr No | Name(s) of the Shareholder(s) and the Persons Acting in Convert (PAC) with them                       | Number of shares held | Shares as a % of total number of shares (i.e. Grand Total (A)+(B)+(C) indicated in Statement at para (I)(a) above) | Details of warrants  |  | Details of convertible securities  |  | Total shares (including underlying shares assuming full conversion of warrants and convertible securities) as a % of diluted share capital |
|-------|---|-----------------------|--|----------------------|--|------------------------------------|--|--|
|       |   |                       |  | No. of Warrants held | As a % of total number of warrants of the same class | No. of convertible securities held | As a % of total number of convertible securities of the same class |  |
| 1     | N. Jayakumar, Persons acting in concert: Judith Investments Private Ltd, Vinay Motwani, Veena Motwani | 5,398,256             | 20.39  | -                    | -  | 363,300                            | 43.14  | 21.09  |
| 2     | New Vernon Private Equity Ltd   | 1,800,000             | 6.80   | -                    | -  | -                                  | -  | 6.59   |
| 3     | Videcon Industries Ltd  | 1,762,565             | 6.66   | -                    | -  | -                                  | -  | 6.45   |
|       | <b>TOTAL</b>  | <b>8,960,821</b>      | <b>33.85</b>   | <b>-</b>             | <b>-</b>   | <b>363,300</b>                     | <b>43.14</b>   | <b>34.13</b>   |

(I) (d) Statement showing details of locked-in shares


| Sr No        | Name of the Shareholder | Number of locked-in Shares | Locked-in shares as a percentage of total number of shares (i.e. Grand Total (A)+(B)+(C) indicated in statement at para (I) (a) above) |
|--------------|-------------------------|----------------------------|--|
|              |                         | None                       |  |
| <b>TOTAL</b> |                         |                            |  |

(II) (a) Statement showing details of Depository Receipts (DRs)

| Sr No        | Type of outstanding DR (ADRs, GDRs, SDRs, etc.) | Number of Outstanding DRs | No of shares underlying outstanding DRs | Shares underlying outstanding DRs as a percentage of total number of shares (i.e. Grand Total (A)+(B)+(C) indicated in statement at para (I) (a) above) |
|--------------|---|---------------------------|---|---|
|              |   |                           | None                                    |   |
| <b>TOTAL</b> |   |                           |   |   |

(II) (b) Statement showing Holding of Depository Receipts (DRs), where underlying shares are in excess of 1% of the total number of shares

| Sr No        | Name of the DR Holder | Type of outstanding DR (ADRs, GDRs, SDRs, etc.) | No of shares underlying outstanding DRs | Shares underlying outstanding DRs as a percentage of total number of shares (i.e. Grand Total (A)+(B)+(C) indicated in statement at para (I) (a) above) |
|--------------|-----------------------|---|---|---|
|              |                       |   | None                                    |   |
| <b>TOTAL</b> |                       |   |   |   |



**PRIME SECURITIES LIMITED**

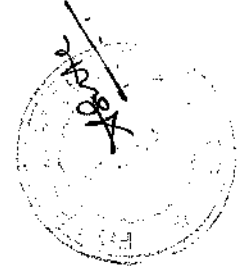
Pattern of Shareholding for the Quarter ended September 30, 2015

(b) Statement showing holding of securities (including shares, warrants, convertible securities) of persons belonging to the category "Promoter and Promoter Group"

| Sr No        | Name of the Shareholder | Details of Shares held |                                   | Encumbered Shares (*) |                                      |  | Details of warrants  |  |                                    | Details of convertible securities                        |       | Total shares (including underlying shares assuming full conversion of warrants and convertible securities) as a % of diluted share capital |
|--------------|-------------------------|------------------------|-----------------------------------|-----------------------|--------------------------------------|--|----------------------|--|------------------------------------|--|-------|--|
|              |                         | No. of Shares held     | As a % of grand total (A)+(B)+(C) | No.                   | As a %                               | As a % of grand total (A)+(B)+(C) of sub-clause (I)(a) | No. of Warrants held | As a % of total number of warrants of the same class | No. of convertible securities held | As a % of total convertible securities of the same class |       |  |
| (I)          | (II)                    | (III)                  | (IV)                              | (V)                   | (VI)<br>$\frac{(VI)-(V)}{(III)*100}$ | (VII)  | (VIII)               | (IX)   | (X)                                | (XI)   | (XII) |  |
| None         |                         |                        |                                   |                       |                                      |  |                      |  |                                    |  |       |  |
| <b>TOTAL</b> |                         |                        |                                   |                       |                                      |  |                      |  |                                    |  |       |  |

(c) Statement showing holding of securities (including shares, warrants, convertible securities) of persons belonging to the category "Public" and holding more than 1% of the total number of shares

| Sr No        | Name of the Shareholder   | Number of shares held | Shares as a % of total number of shares (i.e. Grand Total (A)+(B)+(C) Indicated in Statement at para (I)(a) above) | Details of warrants  |  |                                    | Details of convertible securities                        |              | Total shares (including underlying shares assuming full conversion of warrants and convertible securities) as a % of diluted share capital |
|--------------|---|-----------------------|--|----------------------|--|------------------------------------|--|--------------|--|
|              |   |                       |  | No. of Warrants held | As a % of total number of warrants of the same class | No. of convertible securities held | As a % of total convertible securities of the same class |              |  |
| 1            | N. Jayakumar, Persons acting in concert: Judith Investments Private Ltd, Vinay Motwani, Veena Motwani | 5,398,256             | 20.39  | -                    | -  | 363,300                            | 43.14  | 21.09        |  |
| 2            | New Vernon Private Equity Ltd   | 1,800,000             | 6.80   | -                    | -  | -                                  | -  | 6.59         |  |
| 3            | Videcon Industries Ltd  | 1,762,565             | 6.66   | -                    | -  | -                                  | -  | 6.45         |  |
| 4            | Yes Capital Venture Private Ltd   | 801,828               | 3.03   | -                    | -  | -                                  | -  | 2.94         |  |
| 5            | Koppara Saijeev Thomas  | 750,000               | 2.83   | -                    | -  | -                                  | -  | 2.75         |  |
| 6            | Prime Broking Company (India)   | 562,654               | 2.13   | -                    | -  | -                                  | -  | 2.06         |  |
| 7            | Abhay Agarwal   | 601,270               | 2.27   | -                    | -  | -                                  | -  | 2.20         |  |
| 8            | New Vernon India Ltd  | 480,000               | 1.81   | -                    | -  | -                                  | -  | 1.76         |  |
| <b>TOTAL</b> |   | <b>12,156,573</b>     | <b>45.92</b>   | <b>-</b>             | <b>-</b>   | <b>363,300</b>                     | <b>43.14</b>   | <b>45.83</b> |  |



PRIME SECURITIES LIMITED

Pattern of Shareholding for the Quarter ended September 30, 2015

(II) (a) Statement showing the voting pattern of shareholders, if more than one class of shares/securities is issued by the issuer

Class X: N.A.  
Class Y: N.A.  
Class Z: N.A.

| Category Code | Category of shareholder  | Number of Voting Rights held in each class of securities |         |         | Total Voting Rights (III+IV+V) | Total Voting Rights i.e. (VI) |                            |
|---------------|--|--|---------|---------|--------------------------------|-------------------------------|----------------------------|
|               |  | Class X  | Class Y | Class Z |                                | As a percentage of (A+B)      | As a percentage of (A+B+C) |
|               |  | (III)  | (IV)    | (V)     |                                | (VII)                         | (VIII)                     |
| (A)           | Promoter and Promoter Group  |  |         |         |                                |                               |                            |
| (1)           | Indian   |  |         |         |                                |                               |                            |
|               | (a) Individuals / Hindu Undivided Family   | N.A.   | N.A.    | N.A.    | N.A.                           | N.A.                          | N.A.                       |
|               | (b) Central Government / State Government(s)                                     | N.A.   | N.A.    | N.A.    | N.A.                           | N.A.                          | N.A.                       |
|               | (c) Bodies Corporate   | N.A.   | N.A.    | N.A.    | N.A.                           | N.A.                          | N.A.                       |
|               | (d) Financial Institutions / Banks   | N.A.   | N.A.    | N.A.    | N.A.                           | N.A.                          | N.A.                       |
|               | (e) Any Other (specify)  | N.A.   | N.A.    | N.A.    | N.A.                           | N.A.                          | N.A.                       |
|               | Sub Total (A) (1)  | N.A.   | N.A.    | N.A.    | N.A.                           | N.A.                          | N.A.                       |
| (2)           | Foreign  |  |         |         |                                |                               |                            |
|               | (a) Individuals (Non-Resident Individuals / Foreign Individuals)                 | N.A.   | N.A.    | N.A.    | N.A.                           | N.A.                          | N.A.                       |
|               | (b) Bodies Corporate   | N.A.   | N.A.    | N.A.    | N.A.                           | N.A.                          | N.A.                       |
|               | (c) Institutions   | N.A.   | N.A.    | N.A.    | N.A.                           | N.A.                          | N.A.                       |
|               | (d) Any Other (specify)  | N.A.   | N.A.    | N.A.    | N.A.                           | N.A.                          | N.A.                       |
|               | Sub Total (A) (2)  | N.A.   | N.A.    | N.A.    | N.A.                           | N.A.                          | N.A.                       |
|               | Total Shareholding of Promoter and Promoter Group (A) = (A)(1) + (A)(2)          | N.A.   | N.A.    | N.A.    | N.A.                           | N.A.                          | N.A.                       |
| (B)           | Public Shareholding  |  |         |         |                                |                               |                            |
| (1)           | Institutions   |  |         |         |                                |                               |                            |
|               | (a) Mutual Funds / U/IT  | N.A.   | N.A.    | N.A.    | N.A.                           | N.A.                          | N.A.                       |
|               | (b) Financial Institutions / Banks   | N.A.   | N.A.    | N.A.    | N.A.                           | N.A.                          | N.A.                       |
|               | (c) Central Government / State Government(s)                                     | N.A.   | N.A.    | N.A.    | N.A.                           | N.A.                          | N.A.                       |
|               | (d) Venture Capital Funds  | N.A.   | N.A.    | N.A.    | N.A.                           | N.A.                          | N.A.                       |
|               | (e) Insurance Companies  | N.A.   | N.A.    | N.A.    | N.A.                           | N.A.                          | N.A.                       |
|               | (f) Foreign Institutional Investors  | N.A.   | N.A.    | N.A.    | N.A.                           | N.A.                          | N.A.                       |
|               | (g) Foreign Venture Capital Investors  | N.A.   | N.A.    | N.A.    | N.A.                           | N.A.                          | N.A.                       |
|               | (h) Any Other (specify)  | N.A.   | N.A.    | N.A.    | N.A.                           | N.A.                          | N.A.                       |
|               | Sub Total (B) (1)  | N.A.   | N.A.    | N.A.    | N.A.                           | N.A.                          | N.A.                       |
| (2)           | Non-Institutions   |  |         |         |                                |                               |                            |
|               | (a) Bodies Corporate   | N.A.   | N.A.    | N.A.    | N.A.                           | N.A.                          | N.A.                       |
|               | (b) i. Individual Shareholders holding nominal share capital upto Rs 1 lakh      | N.A.   | N.A.    | N.A.    | N.A.                           | N.A.                          | N.A.                       |
|               | ii. Individual Shareholders holding nominal share capital in excess of Rs 1 lakh | N.A.   | N.A.    | N.A.    | N.A.                           | N.A.                          | N.A.                       |
|               | (c) Any Other (Foreign Companies)  | N.A.   | N.A.    | N.A.    | N.A.                           | N.A.                          | N.A.                       |
|               | Sub Total (B) (2)  | N.A.   | N.A.    | N.A.    | N.A.                           | N.A.                          | N.A.                       |
|               | Total Public Shareholding (B) = (B)(1) + (B)(2)                                  | N.A.   | N.A.    | N.A.    | N.A.                           | N.A.                          | N.A.                       |
|               | TOTAL (A) + (B)  | N.A.   | N.A.    | N.A.    | N.A.                           | N.A.                          | N.A.                       |
| (C)           | Shares held by Custodians and against which Depository Receipts have been issued |  |         |         |                                |                               |                            |
| (1)           | Promoter and Promoter Group  | N.A.   | N.A.    | N.A.    | N.A.                           | N.A.                          | N.A.                       |
| (2)           | Public   | N.A.   | N.A.    | N.A.    | N.A.                           | N.A.                          | N.A.                       |
|               | GRAND TOTAL (A) + (B) + (C)  | N.A.   | N.A.    | N.A.    | N.A.                           | N.A.                          | N.A.                       |

