


CL-35

Statement showing Shareholding Pattern

Name of the Company :		THIRUMALAI CHEMICALS LIMITED	
Scrip Code: 500412 (BSE)		Quarter ended : September 30, 2015	
Scrip Name: TIRUMALCHM (NSE)			
Class of Security :		Equity Shares of face value Rs.10/- each	
Partly paid-up shares	No. of partly paid-up shares	As a % of total no. of partly paid-up shares	As a % of total no. of shares of the Company
Held by promoter/promoters group	Nil	Nil	Nil
Held by public	Nil	Nil	Nil
Total	Nil	Nil	Nil
Outstanding convertible securities:-	No. of outstanding securities	As a % of total No. of outstanding convertible securities	As a % of total no. of shares of the company, assuming full conversion of the convertible securities
Held by promoter/promoter group	Nil	Nil	Nil
Held by public	Nil	Nil	Nil
Total	Nil	Nil	Nil
Warrants:-	No. of warrants	As a % of total no. of warrants	As a % of total no. of shares of the company, assuming full conversion of warrants
Held by promoter/ promoter group	Nil	Nil	Nil
Held by public	Nil	Nil	Nil
Total	Nil	Nil	Nil
Total paid-up capital of the company assuming full conversion of warrants and convertible securities	10,238,812 equity shares of Rs. 10/- each		

For THIRUMALAI CHEMICALS LTD.



 Company Secretary

6/10/2015

Statement Showing Shareholding Pattern as on September 30, 2015

Table (I)(a)								
Category code	Category of Shareholder	Number of Shareholders	Total number of shares	Number of shares held in dematerialized form	Total shareholding as a percentage of total number of shares		Shares Pledged or otherwise encumbered	
					As a percentage of (A+B) ¹	As a percentage of (A+B+C)	Number of shares	As a percentage
(I)	(II)	(III)	(IV)	(V)	(VI)	(VII)	(VIII)	(IX)= (VIII)/(IV)*100
(A)	Shareholding of Promoter and Promoter							
1	Indian							
(a)	Individuals/ Hindu Undivided Family							
		23	1636043	1636029	15.98	15.98	0	0.00
(b)	Central Government/ State Government(s)		0		0.00	0.00	0	
(c)	Bodies Corporate	2	2700182	2700182	26.37	26.37	0	
(d)	Financial Institutions/ Banks		0		0.00	0.00	0	
(e)	Any Others(Specify)		0		0.00	0.00	0	
(e-i)								
(e-ii)								
	Sub Total(A)(1)	25	4336225	4336211	42.35	42.35	0	0.00
2	Foreign							
a	Individuals (Non-Residents Individuals/ Foreign Individuals)				0.00	0.00		0.00
b	Bodies Corporate				0.00	0.00		
c	Institutions				0.00	0.00		
d	Any Others(Specify)				0.00	0.00		
d-i								
d-ii								
	Sub Total(A)(2)	0	0	0	0.00	0.00	0	0.00
	Total Shareholding of Promoter and Promoter Group (A)= (A)(1)+(A)(2)	25	4336225	4336211	42.35	42.35	0	0.00

For THIRUMALAI CHEMICALS LTD.


Company Secretary

6/10/2015

(B)	Public shareholding							
1	Institutions							
(a)	Mutual Funds/ UTI				0.00	0.00		
(b)	Financial Institutions / Banks	13	3028	1779	0.03	0.03		
(c)	Central Government/ State Government(s)				0.00	0.00		
(d)	Venture Capital Funds				0.00	0.00		
(e)	Insurance Companies	3	600		0.01	0.01		
(f)	Foreign Institutional Investors				0.00	0.00		
(g)	Foreign Venture Capital Investors				0.00	0.00		
(h)	Any Other (specify)				0.00	0.00		
(h-i)					0.00	0.00		
(h-ii)					0.00	0.00		
	Sub-Total (B)(1)	16	3628	1779	0.04	0.04	0.00	0.00
B 2	Non-institutions							
(a)	Bodies Corporate	306	581393	574414	5.68	5.68	23991	4.13
(b)	Individuals							
I	Individuals -i. Individual shareholders holding nominal share capital up to Rs 1 lakh	14418	2989742	2651894	29.20	29.20	24575	0.82
II	ii. Individual shareholders holding nominal share capital in excess of Rs. 1 lakh.	33	1775855	1775855	17.34	17.34	300000	16.89
(c)	Any Other (specify) HUF	365	182262	182262				
(c-i)	Clearing Member	115	186853	186853	1.82	1.82	32390	17.33
(c-ii)	NRI (Repat)	139	144277	143742	1.41	1.41		
(c-iii)	NRI (Non Repat)	54	37827	37827	0.37	0.37		
(c-iv)	Trusts	2	750	750	0.01	0.01		
	Sub-Total (B)(2)	15432	5898959	5553597	57.61	57.61	380956	6.46
(B)	Total Public Shareholding (B)= (B)(1)+(B)(2)	15448	5902587	5555376	57.65	57.65	380956	6.45
	TOTAL (A)+(B)	15473	10238812	9891587	100.00	100.00	380956	3.72
(C)	Shares held by Custodians and against which Depository Receipts have been issued							
1	Promoter and Promoter Group							
2	Public							
	Sub-Total (C)	0	0	0			0	0
	GRAND TOTAL (A)+(B)+(C)	15473	10238812	9891587			380956	3.72

For THIRUMALAI CHEMICALS LTD.

J. h
Company Secretary

6/10/2015

(D)(b) Statement showing holding of securities (including shares, warrants, convertible securities) of persons belonging to the category "Promoter and Promoter Group" as on September 30, 2015

Sr.	Name of the shareholder	Details of Shares held			Encumbered shares (*)			Details of warrants			Details of convertible securities		Total shares (including underlying shares assuming full conversion of warrants and convertible securities) as a % of diluted share capital
No.	(i)	(ii)	(iii)	(iv)	(v)	(vi)=(v)/(iii)*100	(vii)	(viii)	(ix)	(x)	(xi)	(xii)	
		Number of shares held	As a % of grand total (A)+(B)+(C)	No.	As a percentage	As a % of grand total (A)+(B)+(C) of sub-clause (i)(a)	Number of warrants held	As a % of total number of warrants of the same class	Number of convertible securities held	As a % of total number of convertible securities of the same class			
1	R.SAMPATH	100	0.00	0	0.00	0.00	0	0	0	0	0.00		
1	R.SAMPATH	208262	2.03	0	0.00	0.00	0	0	0	0	2.03		
1	R.SAMPATH	91215	0.89	0	0.00	0.00	0	0	0	0	0.89		
1	R.SAMPATH	83165	0.81	0	0.00	0.00	0	0	0	0	0.81		
1	RANGASWAMY SAMPATH	16188	0.16	0	0.00	0.00	0	0	0	0	0.16		
1	R.SAMPATH	82807	0.81	0	0.00	0.00	0	0	0	0	0.81		
2	PARTHASARATHY RANGASWAMY	188094	1.84	0	0.00	0.00	0	0	0	0	1.84		
2	PARTHASARATHY RANGASWAMY	49330	0.48	0	0.00	0.00	0	0	0	0	0.48		
2	RANGASWAMY PARTHASARATHY	34926	0.34	0	0.00	0.00	0	0	0	0	0.34		
3	SANTHANAM SUNDARARAJAN	25000	0.24	0	0.00	0.00	0	0	0	0	0.24		
3	SANTHANAM	24452	0.24	0	0.00	0.00	0	0	0	0	0.24		
4	SRIDHAR SUNDARARAJAN	21632	0.21	0	0.00	0.00	0	0	0	0	0.21		
4	SRIDHAR SUNDARARAJAN	20235	0.20	0	0.00	0.00	0	0	0	0	0.20		
5	BHOOMA PARTHASARATHY	213795	2.09	0	0.00	0.00	0	0	0	0	2.09		
5	BHOOMA PARTHASARATHY	48820	0.48	0	0.00	0.00	0	0	0	0	0.48		
6	INDIRA SUNDARARAJAN	182296	1.78	0	0.00	0.00	0	0	0	0	1.78		
7	SUJATHA SAMPATH	93771	0.92	0	0.00	0.00	0	0	0	0	0.92		
8	KALA SUNDARVEDHA	20216	0.20	0	0.00	0.00	0	0	0	0	0.20		
9	S.VARADHARAJAN	29991	0.29	0	0.00	0.00	0	0	0	0	0.29		
10	SRINATH SRIDHAR	24540	0.24	0	0.00	0.00	0	0	0	0	0.24		

For THIRUMALAI CHEMICALS LTD.

Company Secretary
6/10/2015

11	S. VIDHYA	41813	0.41	0	0.00	0.00	0	0	0	0.41
12	S. NARAYAN	17900	0.17	0	0.00	0.00	0	0	0	0.17
13	GEETHA S.	20394	0.20	0	0.00	0.00	0	0	0	0.20
14	JAYALAKSHMI SUNDARARAJAN	406	0.00	0	0.00	0.00	0	0	0	0.00
15	DAYA SRIDHAR	18910	0.18	0	0.00	0.00	0	0	0	0.18
16	RAMYA BHARATHRAM	23696	0.23	0	0.00	0.00	0	0	0	0.23
17	MEERA PARTHASARATHY	188	0.00	0	0.00	0.00	0	0	0	0.00
17	MEERA PARTHASARATHY	20250	0.20	0	0.00	0.00	0	0	0	0.20
18	TARA PARTHASARATHY	188	0.00	0	0.00	0.00	0	0	0	0.00
18	TARA PARTHASARATHY	20000	0.20	0	0.00	0.00	0	0	0	0.20
19	V.S. SUNDARARAJAN	5873	0.06	0	0.00	0.00	0	0	0	0.06
20	UTTARA B.	4000	0.04	0	0.00	0.00	0	0	0	0.04
21	GAYATHRI SAMPATH	3388	0.03	0	0.00	0.00	0	0	0	0.03
22	N. R. SWAMY	188	0.00	0	0.00	0.00	0	0	0	0.00
23	S. SRIDHAR H.U.F	14	0.00	0	0.00	0.00	0	0	0	0.00
C1	ULTRAMARINE & PIGMENTS LTD	2045177	19.97	0	0.00	0.00	0	0	0	19.97
C2	JASMINE LTD	655005	6.40	0	0.00	0.00	0	0	0	6.40
TOTAL		4336225	42.35	0	0.00	0.00	0	0	0	42.35

(*) The term "encumbrance" has the same meaning as assigned to it in regulation 28(3) of the SAST Regulations, 2011

For THIRUMALAI CHEMICALS LTD.

Company Secretary

6/10/2015

(D)(c)(i) Statement showing holding of securities (including shares, warrants, convertible securities) of persons belonging to the category "Public" and holding more than 1% of the total number of shares as on September 30, 2015									
Sr. No.	Name of the shareholder	Number of shares held	Shares as a percentage of total number of shares f.e., Grand Total (A)+(B)+(C) indicated in Statement at para (D)(a) above}	Details of warrants		Details of convertible securities		Total shares (including underlying shares assuming full conversion of warrants and convertible securities) as a % of diluted share capital	
				Number of warrants held	As a % of total number of warrants of the same class	Number of convertible securities held	% w.r.t total number of convertible securities of the same class		
1	ANIL KUMAR GOEL	540000	5.27	0	0	0	0	5.27	
2	SEEMA GOEL	240000	2.34	0	0	0	0	2.34	
3	VINODCHANDRA MANSUKHLAL PAREKH	120507	1.18	0	0	0	0	1.18	
4	MUKUL AGRAWAL	300000	2.93	0	0	0	0	2.93	
TOTAL		1200507	11.73	0	0	0	0	11.73	

For THIRUMALAI CHEMICALS LTD.

Company Secretary

6/10/2015

(D)(d)	Statement showing details of locked-in shares as on September 30, 2015			
Sr. No.	Name of the shareholder	Number of locked-in shares	Locked-in shares as a percentage of total number of shares i.e., Grand Total (A)+(B)+(C) indicated in Statement at para (D)(a) above}	Promoter/ Promoter Group / Public
1	NIL		0	Not Applicable
2			0	
3			0	
4			0	
5			0	
6			0	
7			0	
8			0	
9			0	
TOTAL		0	0	

For THIRUMALAI CHEMICALS LTD.

Company Secretary

6/10/2015

(II)(a) Statement showing details of Depository Receipts (DRs) as September 30, 2015				
Sr. No.	Type of outstanding DR (ADRs, GDRs, SDRs, etc.)	Number of outstanding DRs	Number of shares underlying outstanding DRs	Shares underlying outstanding DRs as a percentage of total number of shares {i.e., Grand Total (A)+(B)+(C) indicated in Statement at para (I)(a) above}
1				0.00
2	NOT APPLICABLE			0.00
3				0.00
4				0.00
5				0.00
6				0.00
7				0.00
8				0.00
9				0.00
TOTAL		0	0	0.00

For THIRUMALAI CHEMICALS LTD.

Company Secretary

6/10/2015

(II)(b) Statement showing holding of Depository Receipts (DRs), where underlying shares held by "promoter/promoter group" are in excess of 1% of the total number of shares				
As on September 30, 2015				
Sr. No.	Name of the DR Holder	Type of outstanding DR (ADRs, GDRs, SDRs, etc.)	Number of shares underlying outstanding DRs	Shares underlying outstanding DRs as a percentage of total number of shares {i.e., Grand Total (A)+(B)+(C) indicated in Statement at para (I)(a) above}
1				0.00
2	NOT APPLICABLE			0.00
3				0.00
4				0.00
5				0.00
6				0.00
7				0.00
8				0.00
9				0.00
TOTAL			0	0.00

For THIRUMALAI CHEMICALS LTD.

Company Secretary


6/10/2015

(III) (a)

Statement showing the voting pattern of shareholders, if more than one class of shares/securities is issued by the issuer for quarter ended September 30, 2015

Not applicable

For THIRUMALAI CHEMICALS LTD.


Company Secretary

6/10/2015