

Introductory sub-table (I)(a)			
Name of the Company: PHILLIPS CARBON BLACK LIMITED			
Scrip Code, Name of the scrip, class of security: 506590 (Bse), PHILIPCARB (Nse),26125 (Cse) Equity Shares			
Quarter ended: 30-09-2015			
Partly paid-up shares:-	No. of partly paid-up shares	As a % of total no. of partly paid-up shares	As a % of total no. of shares of the company
Held by promoter/promoter group	NIL	NIL	NIL
Held by public	1732	100	0.006
Total - D	1732	100	0.006
Outstanding convertible securities:-	No. of outstanding securities	As a % of total no. of outstanding convertible securities	As a % of total no. of shares of the company, assuming full conversion of the convertible securities
Held by promoter/promoter group	NIL	NIL	NIL
Held by public	NIL	NIL	NIL
Total - E	NIL	NIL	NIL
Warrants:-	No. of warrants	As a % of total no. of warrants	As a % of total no. of shares of the company, assuming full conversion of warrants
Held by promoter/promoter group	NIL	NIL	NIL
Held by public	NIL	NIL	NIL
Total - F	NIL	NIL	NIL
Total paid-up capital of the company, assuming full conversion of warrants and convertible securities	34467572		

100

PHILLIPS CARBON BLACK LIMITED
 PHILLIPS CARBON BLACK LTD.
 SECRETARY



Statement Showing Shareholding Pattern


Category code (I)	Category of shareholder(II)	Table (I)(a)					Shares pledged or otherwise encumbered	
		Number of shareholders (III)	Total number of shares (IV)	Number of shares held in dematerialized form (V)	Total shareholding as a percentage of total number of shares		Number of shares	As a percentage (IX) = (VIII/IV)* 100
					As a percentage of (A+B)	As a percentage of (A+B+C) (VII)		
(A)	Shareholding of Promoter and Promoter Group							
1	Indian							
(a)	Individuals/ Hindu Undivided Family	-	-	-	-	-	-	-
(b)	Central Government/ State Government(s)	-	-	-	-	-	-	-
(c)	Bodies Corporate	4	18,461,557	18,461,557	53.562	53.562	-	-
(d)	Financial Institutions/ Banks	-	-	-	-	-	-	-
(e)	Any Other (specify) Person acting in concern	-	-	-	-	-	-	-
	Sub-Total (A)(1)	4	18,461,557	18,461,557	53.562	53.562	-	-
2	Foreign							
(a)	Individuals (Non-Resident Individuals/ Foreign Individuals)	-	-	-	-	-	-	-
(b)	Bodies Corporate	-	-	-	-	-	-	-
(c)	Institutions	-	-	-	-	-	-	-
(d)	Qualified Foreign Investors	-	-	-	-	-	-	-
(e)	Any Other (specify)	-	-	-	-	-	-	-
	Sub-Total (A)(2)	-	-	-	-	-	-	-
	Total Shareholding of Promoter and Promoter Group (A)=(A)(1)+(A)(2)	4	18,461,557	18,461,557	53.562	53.562	-	-
(B)	Public shareholding						NA	NA
1	Institutions						NA	NA
(a)	Mutual Funds/ UTI	3	551,513	549,911	1.600	1.600	-	-
(b)	Financial Institutions/ Banks	31	315,788	314,436	0.916	0.916	-	-
(c)	Central Government/ State Government(s)	1	467,900	467,900	1.358	1.358	-	-
(d)	Insurance Companies	-	-	-	-	-	-	-
(e)	FII's	5	2,219,285	2,219,285	6.439	6.439	-	-
(f)	Qualified Foreign Investors	-	-	-	-	-	-	-
(g)	Foreign Venture Capital	-	-	-	-	-	-	-
(h)	Any Other (specify)	-	-	-	-	-	-	-
	Sub-Total (B)(1)	40	3,554,486	3,551,532	10.313	10.313	-	-
2	Non-institutions						NA	NA
(a)	Bodies Corporate	469	3,157,637	3,149,562	9.161	9.161	-	-
(b)	Individuals						-	-
	i. Individual shareholders holding nominal share capital up to Rs. 1 lakh.	29,156	5,990,502	5,216,328	17.380	17.380	-	-
	ii. Individual shareholders holding nominal share capital in excess of Rs. 1 lakh.	57	2,415,706	2,402,373	7.009	7.009	-	-
(c)	Any Other (Specify) 1.Directors	-	-	-	-	-	-	-
	2. Relatives	-	-	-	-	-	-	-
	3. Clearing Member	119	117,018	117,018	0.340	0.340	-	-
	4. Trust	2	10,700	10,700	0.031	0.031	-	-
	5. Office Bearers	-	-	-	-	-	-	-
	6. NRIs	625	229,602	165,112	0.666	0.666	-	-
	7. NRN	120	74,130	74,130	0.215	0.215	-	-
	8. Hindu Undivided Family	628	456,234	456,234	1.324	1.324	-	-
	9. Foreign National	-	-	-	-	-	-	-
	10. Foreign Company	-	-	-	-	-	-	-
	Sub-Total (B)(2)	31,176	12,451,529	11,591,457	36.125	36.125	-	-
	Total Public Shareholding (B)=(B)(1)+(B)(2)	31,216	16,006,015	15,142,989	46.438	46.438	NA	NA
	TOTAL (A)+(B)	31,220	34,467,572	33,604,546	100.000	100.000	0.00	0.00
(C)	Shares held by Custodians and against which Depository Receipts have been issued						NA	NA
	1 Promoter & Promoter Group	-	-	-	-	-	-	-
	2 Public	-	-	-	-	-	-	-
	GRAND TOTAL (A)+(B)+(C)	31,220	34,467,572	33,604,546	100.000	100.000	0.00	0.00



(1)(b) Statement showing holding of securities (including shares, warrants, convertible securities) of persons belonging to the category "Promoter and Promoter Group"

Sr. No.	Name of the shareholder	Details of Shares held			Encumbered shares (*)			Details of warrants		Details of convertible securities		Total shares (including underlying sha assuming full conversion of warrants and convertible securities) as a of diluted share capital
		Number of shares held	As a % of grand total (A)+(B)+(C)	Category	No.	As a percentage	% of grand total (A)+(B)+(C) of sub-clause (1)(a)	Number of warrants held	As a % total number of warrants of the same class	Number of convertible securities held	As a % total number of convertible securities of the same class	
(i)	(ii)	(iii)	(iv)		(v)	(vi)=(v)/(iii)*100	(vii)	(viii)	(ix)	(x)	(xi)	(xii)
1	RAINBOW INVESTMENTS LIMITED AAACR3915Q	17216074	49.949	Promoter Group								
2	DOTEX MERCHANDISE PRIVATE LTD. AAACD9470A	1155000	3.351									
3	STEL HOLDINGS LIMITED PAN:AADC3332H	90383	0.262	Promoter Group								
4	SAREGAMA INDIA LIMITED PAN:AAACT9815B	100	0.000	Promoter Group								
TOTAL		18461557	53.562		0	0.00	0.000					

(*) The term "encumbrance" has the same meaning as assigned to it in regulation 28(3) of the SAST Regulations, 2011


 SECRETARY



(I)(c)(i) Statement showing holding of securities (including shares, warrants, convertible securities) of persons belonging to the category "Public" and holding more than 1% of the total number of shares

Sr. No.	Name of the shareholder	Number of shares held	Shares as a percentage of total number of shares {i.e., Grand Total (A)+(B)+(C) indicated in Statement at para (I)(a) above}	Details of warrants		Details of convertible		Total shares (including underlying shares assuming full conversion of warrants and convertible securities) as a % of diluted share capital
				Number of warrants held	As a % total number of warrants of the same class	Number of convertible securities held	% w.r.t total number of convertible securities of the same class	
1	NATIONAL WESTMINSTER BANK PLC AS TRUSTEE OF THE JUPITER INDIA FUND PAN:AABTT4862E	1000000	2.90					
2	ELARA CAPITAL PLC A/C ELARA GLOBAL FUNDS - ELARA EMERGING MARKETS FUND	856698	2.49					
3	BNK CAPITAL MARKETS LTD. AABC84140N	764500	2.22					
4	DSP BLACKROCK BALANCED FUND AAAJD0430B	549911	1.60					
5	KERALA STATE INDUSTRIAL DEVELOPMENT CORPORATION	467900	1.36					
6	CHANDRA SINGH LODHA AABPL9834C	395846	1.15					
	TOTAL	4034855	11.72					

SECRETARY

SECRETARY



(I)(c)(ii) Statement showing holding of securities (including shares, warrants, convertible securities) of persons (together with PAC) belonging to the category "Public" and holding more than 5% of the total number of shares of the company

Sr. No.	Name(s) of the shareholder(s) and the Persons Acting in Concert (PAC) with them	Number of shares	Shares as a percentage of total number of shares {i.e., Grand Total (A)+(B)+(C) indicated in Statement at para (I)(a) above}	Details of warrants		Details of convertible		Total shares (including underlying shares assuming full conversion of warrants and convertible securities) as a % of diluted share capital
				Number of warrants	As a % total number of warrants of the same class	Number of convertible securities held	% w.r.t total number of convertible securities of the same class	
1		0	0.00					
TOTAL		0		0		0		0


[Handwritten Signature]
 SECRETARY



(I)(d) Statement showing details of locked-in shares

Sr. No.	Name of the shareholder	CATEGORY	Number of locked-in shares	Locked-in shares as a percentage of total number of shares {i.e., Grand Total (A)+(B)+(C) indicated in Statement at para (I)(a) above}
TOTAL				

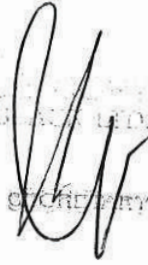
SECRETARY



(II)(a) Statement showing details of Depository Receipts (DRs)

Sr. No.	Type of outstanding DR (ADRs, GDRs, SDRs, etc.)	Number of outstanding DRs	Number of shares underlying outstanding DRs	Shares underlying outstanding DRs as a percentage of total number of shares {i.e., Grand Total (A)+(B)+(C) indicated in Statement at para (I)(a) above}
1				
TOTAL				

SECRETARY



(II)(b) Statement showing holding of Depository Receipts (DRs), where underlying shares held by "promoter/promoter group" are in excess of 1% of the total number of shares

Sr. No.	Name of the DR Holder	Type of outstanding DR (ADRs, GDRs, SDRs, etc.)	Number of shares underlying outstanding DRs	Shares underlying outstanding DRs as a percentage of total number of shares {i.e., Grand Total (A)+(B)+(C) indicated in Statement at para (I)(a) above}
TOTAL				



(III) (a) Statement showing the voting pattern of shareholders,
if more than one class of shares/securities is issued by the issuer.

Category code	Category of shareholder	Number of Voting Rights held in each class of securities	Total Voting Rights (III+IV+V)	Total Voting Rights i.e. (VI)
(I)	(II)	(III)	(VI)	(VII)
	NA	-		


SECRETARY

