


(1)(a) STATEMENT SHOWING SHAREHOLDING PATTERN IN CLAUSE-35			
NAME OF THE COMPANY: GULF OIL CORPORATION LIMITED		Name of the Scrip: GULFCORP	
SCRIP CODE:	506480		
Class of Security:	Equity		
QUARTER ENDED:	30.09.2015		
Partly paid-up shares	No. of partly paid-up shares	As a % of total no. of partly paid-up shares	As a % of total no. of shares of the Company.
Held by promoter/promoter group	0	0	0
Held by Public	0	0	0
Total:	0	0	0
Outstanding convertible securities:		As a % of total no. of outstanding convertible securities.	As a % of total no. of shares of the Company assuming full conversion of the convertible securities
Held by promoter/promoter group	0	0	0
Held by Public	0	0	0
Total:	0	0	0
Warrants:	No. of warrants	As a % of total no. of warrants	As a % of total no. of shares of the Company, assuming full conversion of warrants
Held by promoter/promoter group	0	0	0
Held by Public	0	0	0
Total:	0	0	0
Total paid-up capital of the Company, assuming full conversion of warrants and convertible securities	49572490	0	100.00




CATEGORY CODE	CATEGORY OF SHAREHOLDER	NO OF SHAREHOLDERS	TOTAL NUMBER OF SHARES	NO OF SHARES HELD IN DEMATERIALIZED FORM	TOTAL SHAREHOLDING AS A % OF TOTAL NO OF SHARES			SHARES PLEDGE OR OTHERWISE
					AS a PERCENTAGE of (A+B)	As a PERCENTAGE of (A+B+C)	NUMBER OF SHARES	
(i)	(ii)	(iii)	(iv)	(v)	(vi)	(vii)	(viii)	(ix)=(viii)/(v)*100
(A)	PROMOTER AND PROMOTER GROUP							
(1)	INDIAN							
(a)	Individual / HUF	0	0	0	0.00	0.00	0	0.00
(b)	Central Government/State Government(s)	0	0	0	0.00	0.00	0	0.00
(c)	Bodies Corporate	0	0	0	0.00	0.00	0	0.00
(d)	Financial Institutions / Banks	0	0	0	0.00	0.00	0	0.00
(e)	Others	0	0	0	0.00	0.00	0	0.00
	Sub-Total A(1) :	0	0	0	0.00	0.00	0	0.00
(2)	FOREIGN							
(a)	Individuals (NRIs/Foreign Individuals)	0	0	0	0.00	0.00	0	0.00
(b)	Bodies Corporate	1	32193167	32193167	64.94	64.94	0	0.00
(c)	Institutions	0	0	0	0.00	0.00	0	0.00
(d)	Qualified Foreign Investor	0	0	0	0.00	0.00	0	0.00
(e)	Others	0	0	0	0.00	0.00	0	0.00
	Sub-Total A(2) :	1	32193167	32193167	64.94	64.94	0	0.00
	Total A=A(1)+A(2)	1	32193167	32193167	64.94	64.94	0	0.00




CATEGORY CODE	CATEGORY OF SHAREHOLDER	NO OF SHAREHOLDERS	TOTAL NUMBER OF SHARES	NO OF SHARES HELD IN DEMATERIALIZED FORM	TOTAL SHAREHOLDING AS A % OF TOTAL NO OF SHARES			SHARES PLEDGE OR OTHERWISE	
					(IV)	(V)	As a PERCENTAGE of (A+B)	As a PERCENTAGE of (A+B+C)	NUMBER OF SHARES
(I)	(II)								
(B)	PUBLIC SHAREHOLDING								
(1)	INSTITUTIONS								
(a)	Mutual Funds /UTI	5	2154569	2154569		4.35	4.35		
(b)	Financial Institutions /Banks	6	952466	952466		1.92	1.92		
(c)	Central Government / State Government(s)	1	149490	0		0.30	0.30		
(d)	Venture Capital Funds	0	0	0		0.00	0.00		
(e)	Insurance Companies	0	0	0		0.00	0.00		
(f)	Foreign Institutional Investors	13	3613980	3613980		7.29	7.29		
(g)	Foreign Venture Capital Investors	0	0	0		0.00	0.00		
(h)	Qualified Foreign Investor	0	0	0		0.00	0.00		
(i)	Others	0	0	0		0.00	0.00		
	Sub-Total B(1) :	25	6870505	6720895		13.86	13.86		
(2)	NON-INSTITUTIONS								
(a)	Bodies Corporate	462	1010105	992075		2.04	2.04		
(b)	Individuals								
	(i) Individuals holding nominal share capital upto Rs.1 lakh	52344	6126407	5329170		12.36	12.36		
	(ii) Individuals holding nominal share capital in excess of Rs.1 lakh	17	1786534	1666846		3.60	3.60		
(c)	Others								
	COMPANY SECRETARY	1	1	1		0.00	0.00		
	CLEARING MEMBERS	50	10656	10656		0.02	0.02		
	NON RESIDENT INDIANS	245	240532	237150		0.49	0.49		
	OVERSEAS CORPORATE BODIES	1	1333333	1333333		2.69	2.69		



CATEGORY CODE	CATEGORY OF SHAREHOLDER	NO OF SHAREHOLDERS	TOTAL NUMBER OF SHARES	NO OF SHARES HELD IN DEMATERIALIZED FORM	TOTAL SHAREHOLDING AS A % OF TOTAL NO OF SHARES			SHARES PLEDGE OR OTHERWISE
					AS a PERCENTAGE of (A+B)	As a PERCENTAGE of (A+B+C)	AS a PERCENTAGE OF (X)=(VIII)/(V)*100	
(I)	(II)	(III)	(IV)	(V)	(VI)	(VII)	(VIII)	(IX)
	TRUSTS	1	1250	1250	0.00	0.00		
(d)	Qualified Foreign Investor	0	0	0	0.00	0.00		
	Sub-Total B(2) :	53121	10508818	9570481	21.20	21.20		
	Total B=B(1)+B(2) :	53146	17379323	16291376	35.06	35.06		
	Total (A+B) :	53147	49572490	48484543	100.00	100.00		
(C)	Shares held by custodians, against which Depository Receipts have been issued							
(1)	Promoter and Promoter Group							
(2)	Public	0	0	0	0.00	0.00		
	GRAND TOTAL (A+B+C) :	53147	49572490	48484543	100.00	0.00	0	0.00



Statement showing holding of securities (including shares, warrants, convertible securities) of persons belonging to the category "Promoter and Promoter Group"												
Sr.No	Name of the Shareholder	Details of Shares held			Encumbered shares (*)			Details of Warrants		Details of convertible securities		Total Shares (including underlying shares assuming full conversion of warrants and convertible securities) as a % of diluted share capital
		No. of Shares held	As a % of grand total (A)+(B)+(C)	Pledge Shares	AS a percentage	AS a % of grand total (A) + (B) + (C) of sub-clause (I)(a)	Number of warrants held	As a % total number of warrants the same class	Number of convertible securities held	As a % total number of convertible securities of the same class		
(I)	(II)	(III)	(IV)	(V)	(VI)=(V)/(III)*100	(VII)	(VIII)	(IX)	(X)	(XI)	(XII)	
1	HINDUJA POWER LIMITED (MAURITIUS)	32193167	64.94	0	0.00	0.00	0	0.00	0	0.00	0.00	64.94
	TOTAL :	32193167	64.94	0	0.00	0.00	0	0.00	0	0.00	0.00	64.94



(j)(c)(i)	Statement showing holding of securities (including shares, warrants, convertible securities) of persons belonging to the category "Public" and holding more than 1% of the total number of shares									
	Sr. No.	Name of the shareholder	Number of shares held	Shares as a percentage of total number of shares (i.e., Grant total (A)+(B)+(C) indicated in Statement at para (j)(a) above)	Details of warrants		Details of convertible securities		Total shares (including underlying shares assuming full conversion of warrants and convertible securities) as a % of diluted share capital)	
Number of warrants held					As a % total number of warrants the same class	Number of convertible securities held	% w.r.t total number of convertible securities of the same class			
1	NEW LEAINA INVESTMENTS LIMITED	1588452	3.20	0	0.00	0	0.00	3.20		
2	IAM LIMITED	1333333	2.69	0	0.00	0	0.00	2.69		
3	RELIANCE CAPITAL TRUSTEE CO LTD-A/C	1023492	2.06	0	0.00	0	0.00	2.06		
4	RELIANCE MID & SMALL CAP FUND	927367	1.87	0	0.00	0	0.00	1.87		
5	AFRIN DIA	853478	1.72	0	0.00	0	0.00	1.72		
6	BRIDGE INDIA FUND									
	RELIANCE CAPITAL TRUSTEE CO LTD A/C- RELIANCE REGULAR SAVINGS FUND- BALANCED OPTION	724904	1.46	0	0.00	0	0.00	1.46		
7	THE NEW INDIA ASSURANCE COMPANY LIMITED	722929	1.46	0	0.00	0	0.00	1.46		
	TOTAL :	7173955	14.47	0	0.00	0	0.00	14.47		



Statement showing holding of securities (including shares, warrants, convertible securities) of persons (together with PAC) (I)(c)(ii) belonging to the category "Public" and holding more than 5% of the total number of shares of the company								
Sr.No.	Name(s) of the shareholder(s) and the Persons Acting in Concert (PAC) with them	Number of shares held	Shares as a percentage of total number of shares {i.e., Grant total (A)+(B)+(C) indicated in Statement at para (I)(a) above}	Details of warrants		Details of convertible securities		Total shares (including underlying shares assuming full conversion of warrants and convertible securities) as a % of diluted share capital)
				Number of warrants held	As a % total number of warrants of the same class	Number of convertible securities held	% w.r.t total number of convertible securities of the same class	
	TOTAL :	0		0	0	0	0	0



STATEMENT SHOWING DETAILS OF LOCKED-IN SHARES"			
(i)(d)			
Sr.No.	Name of the shareholder	Number of locked-in shares	Locked-in shares as a (%) percentage of total number of shares (i.e, Grand Total (A)+(B)+(C) indicated in Statement at para (l)(a) above)
			Promoter/Promoter Group/Public
		0	0
TOTAL :		0	0



STATEMENT SHOWING DETAILS OF DEPOSITORY RECEIPTS (DRS)			
(ii)(a)			
Sr.No.	Type of outstanding DR (ADRs,GDRs,SDRs,etc.)	Number of outstanding DRS	Number of shares underlying outstanding DRS
		0	0
TOTAL :		0	0
			Shares underlying outstanding DRS as a percentage of total number of shares (i.e., Grand Total (A)+(B)+(C) indicated in Statement at Para(ii)(a) above}



(II)(b)	Statement showing Holding of Depository Receipts (DRs), where underlying shares held by "Promoter/Promoter group" are in excess of 1% of the total number shares.			
Sr.No.	Name of the DR Holder	Type of outstanding DR (ADRs,GDRs,SDRs, etc.)	Number of shares underlying outstanding DRs	Shares underlying outstanding DRs as a percentage of total number of shares (i.e., Grand Total (A)+(B)+(C) indicated in Statement at para(I)(a) above}
	TOTAL :		0	0

