



(1)(a) STATEMENT SHOWING SHAREHOLDING PATTERN IN CLAUSE-35			
NAME OF THE COMPANY:PVP VENTURES LTD			
SCRIP CODE:	517556	Name of the Scrip: PVP	
Class of Security:			
QUARTER ENDED:	30/09/2015		
Partly paid-up shares	No. of partly paid-up shares	As a % of total no. of partly paid-up shares	As a % of total no. of shares of the Company.
Held by promoter/promoter group	0	0	0
Held by Public	0	0	0
Total:	0	0	0
Outstanding convertible securities:	No. of outstanding securities	As a % of total no. of outstanding convertible securities.	As a % of total no. of shares of the Company assuming full conversion of the convertible securities
Held by promoter/promoter group	0	0	0
Held by Public	13289	100	2.59
Total:	13289	100	2.59
Warrants:	No. of warrants	As a % of total no. of warrants	As a % of total no. of shares of the Company, assuming full conversion of warrants
Held by promoter/promoter group	0	0	0
Held by Public	0	0	0
Total:	0	0	0
Total paid-up capital of the Company, assuming full conversion of warrants and convertible securities	251566916	0	100.00
<p>Note: These 13,289 Fully Convertible Debentures of Rs.1,00,000/- each (FCDs) were issued and allotted to Platex Limited, the Promoter group company ('Platex') in accordance with Clause 4.1.2(ii) read with 4.2.1 of the Scheme of Amalgamation between erstwhile PVP Ventures Private Limited and the Company, which was sanctioned by the Hon'ble High Court of Madras at Chennai vide its Order dated April 25, 2008 in the Company petition No. 90 of 2008 ('the Scheme'). In terms of their issuance, Platex may choose to convert or redeem these FCDs. However, PVP Ventures Limited and Platex has agreed to extend these FCDs redemption/conversion anytime upto March 31, 2016 which was taken on record by the Board at its Meeting held on March 18, 2013. In future if Platex chooses to convert, in terms of the Scheme, it will get further 65,14,215 equity shares of the Company. However, Platex Limited has transferred the aforementioned 13,289 FCDs to India Investment II PTE Limited on September 04, 2014 which was approved by the Board of Directors at its Meeting held on September 04, 2014.</p>			



CATEGORY CODE	CATEGORY OF SHAREHOLDER	TOTAL SHAREHOLDING AS A % OF TOTAL NO OF SHARES					SHARES PLEDGE OR OTHERWISE ENCUMBERED	
		NO OF SHAREHOLDERS	TOTAL NUMBER OF SHARES	NO OF SHARES HELD IN DEMATERIALIZED FORM	AS a PERCENTAGE of (A+B)	As a PERCENTAGE of (A+B+C)	NUMBER OF SHARES	AS a PERCENTAGE
(I)	(II)	(III)	(IV)	(V)	(VI)	(VII)	(VIII)	(IX)=(VIII)/(IV)*100
(A)	PROMOTER AND PROMOTER GROUP							
(1)	INDIAN							
(a)	Individual /HUF	2	8378000	8378000	3.42	3.42	7878000	94.03
(b)	Central Government/State Government(s)	0	0	0	0.00	0.00	0	0.00
(c)	Bodies Corporate	0	0	0	0.00	0.00	0	0.00
(d)	Financial Institutions / Banks	0	0	0	0.00	0.00	0	0.00
(e)	Others	0	0	0	0.00	0.00	0	0.00
	Sub-Total A(1) :	2	8378000	8378000	3.42	3.42	7878000	94.03
(2)	FOREIGN							
(a)	Individuals (NRIs/Foreign Individuals)	0	0	0	0.00	0.00	0	0.00
(b)	Bodies Corporate	1	132612766	132612766	54.14	54.12	0	0.00
(c)	Institutions	0	0	0	0.00	0.00	0	0.00
(d)	Qualified Foreign Investor	0	0	0	0.00	0.00	0	0.00
(e)	Others	0	0	0	0.00	0.00	0	0.00
	Sub-Total A(2) :	1	132612766	132612766	54.14	54.12	0	0.00
	Total A=A(1)+A(2)	3	140990766	140990766	57.56	57.53	7878000	5.59
(B)	PUBLIC SHAREHOLDING							
(1)	INSTITUTIONS							
(a)	Mutual Funds /UTI	1	300	300	0.00	0.00	0	0.00
(b)	Financial Institutions /Banks	2	446340	446340	0.18	0.18	0	0.00
(c)	Central Government / State Government(s)	0	0	0	0.00	0.00	0	0.00
(d)	Venture Capital Funds	0	0	0	0.00	0.00	0	0.00
(e)	Insurance Companies	0	0	0	0.00	0.00	0	0.00
(f)	Foreign Institutional Investors	0	0	0	0.00	0.00	0	0.00
(g)	Foreign Venture Capital Investors	0	0	0	0.00	0.00	0	0.00
(h)	Qualified Foreign Investor	0	0	0	0.00	0.00	0	0.00
(i)	Others	0	0	0	0.00	0.00	0	0.00
	Sub-Total B(1) :	3	446640	446640	0.18	0.18	0	0.00
(2)	NON-INSTITUTIONS							
(a)	Bodies Corporate	671	13560581	13560581	5.54	5.53	0	0.00
(b)	Individuals							
	(i) Individuals holding nominal share capital upto Rs.1 lakh	28185	20724777	20615953	8.46	8.46	0	0.00
	(ii) Individuals holding nominal share capital in excess of Rs.1 lakh	703	39926461	39873961	16.30	16.29	0	0.00
(c)	Others							
	FOREIGN BODIES	1	24505270	24505270	10.00	10.00	0	0.00
	CLEARING MEMBERS	38	213039	213039	0.09	0.09	0	0.00
	NON RESIDENT INDIANS	279	4592648	4449938	1.87	1.87	0	0.00
	OVERSEAS CORPORATE BODIES	1	300	300	0.00	0.00	0	0.00
	TRUSTS	1	1	1	0.00	0.00	0	0.00
(d)	Qualified Foreign Investor	0	0	0	0.00	0.00	0	0.00
	Sub-Total B(2) :	29879	103523077	103219043	42.26	42.25	0	0.00
	Total B=B(1)+B(2) :	29882	103969717	103665683	42.44	42.43	0	0.00
	Total (A+B) :	29885	244960483	244656449	100.00	99.96	7878000	3.22
(C)	Shares held by custodians, against which Depository Receipts have been issued							
(1)	Promoter and Promoter Group	0	0	0	0.00	0	0	0
(2)	Public	1	92218	92218	0.00	0.04	0	0.00
	GRAND TOTAL (A+B+C) :	29886	245052701	244748667	0.00	100.00	7878000	3.21




(I)(b) Sr.No	Statement showing holding of securities (including shares, warrants, convertible securities) of persons belonging to the category "Promoter and Promoter Group"											
	Details of Shares held		Encumbered shares (*)			Details of Warrants			Details of convertible securities		Total Shares (including underlying shares assuming full conversion of warrants and convertible securities) as a % of diluted share capital	
(I)	(II)	(III)	(IV)	Pledge Shares (V)	AS a percentage (VI)=(V)/(III)*100	AS a % of grand total (A) + (B) + (C) of sub-clause (I)(a) (VII)	(VIII)	(IX)	(X)	(XI)		(XII)
1	PLATEX LIMITED	132612766	54.12	0	0.00	0.00		0	0.00	0	0.00	52.71
2	SUREDDI JHANSI	6878000	2.81	6878000	100.00	2.81		0	0.00	0	0.00	2.73
3	POTLURI SAI PADMA	1500000	0.61	1000000	66.67	0.41		0	0.00	0	0.00	0.60
	TOTAL :	140990766	57.53	7878000	5.59	3.21		0	0.00	0	0.00	56.05



Statement showing holding of securities (including shares, warrants, convertible securities) of persons belonging to the category "Public" and holding more than 1% of the total number of shares						
(l)(c)(i) Sr.No.	Name of the shareholder	Number of shares held	Shares as a percentage of total number of shares (i.e., Grant total (A)+(B)+(C) indicated in Statement at para (l)(a) above}	Details of warrants		Total shares (including underlying shares assuming full conversion of warrants and convertible securities) as a % of diluted share capital)
				Number of warrants held	As a % total number of warrants of the same class	% w.r.t total number of convertible securities of the same class
1	SSG INDIA OPPORTUNITIES I LIMITED	24505270	10.00	0	0.00	0.00
2	ARASU VADASIRUVELUR RAJAVELU	3801627	1.55	0	0.00	0.00
3	INDIA INVESTMENT II PTE LIMITED	0	0.00	0	0.00	100.00
	TOTAL :	28306897	11.55	0	0.00	0.00

Statement showing holding of securities (including shares, warrants, convertible securities) of persons (together with PAC) belonging to the category "Public" and holding more than 5% of the total number of shares of the company						
(l)(c)(ii) Sr.No.	D	Number of shares held	Shares as a percentage of total number of shares (i.e., Grant total (A)+(B)+(C) indicated in Statement at para (l)(a) above}	Details of warrants		Total shares (including underlying shares assuming full conversion of warrants and convertible securities) as a % of diluted share capital)
				Number of warrants held	As a % total number of warrants of the same class	% w.r.t total number of convertible securities of the same class
1	SSG INDIA OPPORTUNITIES I LIMITED	24505270	10.00	0	0.00	0.00
	TOTAL :	24505270	10.00	0	0.00	0.00



(I)(d)	STATEMENT SHOWING DETAILS OF LOCKED-IN SHARES"			
Sr.No.	Name of the shareholder	Number of locked-in shares	Locked-in shares as a (%) percentage of total number of shares {i.e, Grand Total (A)+(B)+(C) Indicated in Statement at para (I)(a) above}	Promoter/Promoter Group/Public
	Nil	0	0	0
	TOTAL :	0	0	0

(II)(a)	STATEMENT SHOWING DETAILS OF DEPOSITORY RECEIPTS (DRS)			
Sr.No.	Type of outstanding DR (ADRs,GDRs,SDRs,etc.)	Number of outstanding DRs	Number of shares underlying outstanding DRs	Shares underlying outstanding DRs as a percentage of total number of shares {i.e., Grand Total (A)+(B)+(C) indicated in Statement at Para(I)(a) above}
1	GDR	922180	92218	0.04
	TOTAL :	922180	92218	0.04

(II)(b)	Statement showing Holding of Depository Receipts (DRs), where underlying shares held by "Promoter/Promoter group" are in excess of 1% of the total number shares.			
Sr.No.	Name of the DR Holder	Type of outstanding DR (ADRs,GDRs,SDRs,etc.)	Number of shares underlying outstanding DRs	Shares underlying outstanding DRs as a percentage of total number of shares {i.e., Grand Total (A)+(B)+(C) indicated in Statement at para(I)(a) above}
	Nil		0	0
	TOTAL :		0	0

