



MSP STEEL & POWER LIMITED

(An ISO 9001 : 2008, 14001 : 2004 OHSAS 18001 : 2007 Certified Company)

Corporate Office : 16/S, Block - A, New Alipore, Kolkata - 700 053, Ph. : +91-33-4005 7777, 4014 5678

Fax : +91-33-4005 7799, 2398 2239, Email : contactus@mspsteel.com, Web : www.mspsteel.com

CIN No. : L27109WB1968PLC027399

Date : 16th October, 2015

To,
The Manager,
BSE Limited
Phirozee Jeejeebhoy Towers
Dalal Street
Mumbai- 400 001

Dear Sir,

Sub: Revised shareholding pattern for the first quarter ended 30th June, 2015

In reference to our letter dated 15th July, 2015 bearing reference no. MSPL /SE /2015-16 we would like to inform you that the share holding pattern as submitted vide the above mentioned letter inadvertently discloses the no. of pledge shares as 5,88,79,500 shares.

In this regard we would like to inform you that the pledge data as disclosed in the share holding pattern (i.e. 5,88,79,500 shares) represents the unconfirmed pledged, i.e the promoters and promoter group companies has initiated the pledge and were not confirmed by the pledgee DP till 30th June, 2015. These unconfirmed pledged shares were inadvertently written as pledged shares in the shareholding pattern as provided by the Registrar & Transfer Agents. Further on re-verifying the data as downloaded from the NSDL the RTA corrected the same and provided the rectified shareholding pattern and the letter for the same, which are attached herewith for your record and reference.

We regret the inconvenience caused and request you to update in your records revised the shareholding pattern as attached herewith.

Thanking You,

Yours Sincerely,
For MSP STEEL & POWER LTD.

RUCHI GARG
COMPANY SECRETARY

Encl. As above

Regd. Office :

1, Crooked Lane, Kolkata - 700 069, Ph. : +91-33-2248 3795, Fax : +91-33-2248 1720

Works :

Village & P.O. : Jamgaon, Dist. : Raigarh, Pin - 496 001, Chattisgarh

Ph. : 07762-264449/51/52/53, Fax : 07762-264450

MSP Gold


THERMEX[®] TMT BARS
STRUCTURAL STEEL

(1)(a) STATEMENT SHOWING SHAREHOLDING PATTERN IN CLAUSE-35

NAME OF THE COMPANY: MSP STEEL & POWER LIMITED				
SCRIP CODE:	532650	Name of the Scrip: MSP STEEL & POWER LIMITED		
Class of Security:	Equity			
QUARTER ENDED:	30/06/2015			
Partly paid-up shares	No. of partly paid-up shares	As a % of total no. of partly paid-up shares	As a % of total no. of shares of the Company.	
Held by promoter/promoter group	0	0	0	
Held by Public	0	0	0	
Total:	0	0	0	
Outstanding convertible securities:	No. of outstanding securities	As a % of total no. of outstanding convertible securities.	As a % of total no. of shares of the Company assuming full conversion of the convertible securities	
Held by promoter/promoter group	0	0	0	
Held by Public	0	0	0	
Total:	0	0	0	
Warrants:	No. of warrants	As a % of total no. of warrants	As a % of total no. of shares of the Company, assuming full conversion of warrants	
Held by promoter/promoter group	0	0	0	
Held by Public	0	0	0	
Total:	0	0	0	
Total paid-up capital of the Company, assuming full conversion of warrants and convertible securities	88100000	0	100.00	

For MSP Steel & Power Limited

Company Secretary



CATEGORY CODE	CATEGORY OF SHAREHOLDER	NO OF SHAREHOLDERS	TOTAL NUMBER OF SHARES	NO OF SHARES HELD IN DEMATERIALIZED FORM	TOTAL SHAREHOLDING AS A % OF TOTAL NO OF SHARES		SHARES PLEDGE OR OTHERWISE ENCUMBERED		
					AS a PERCENTAGE of (A+B) (VI)	AS a PERCENTAGE of (A+B+C) (VII)	NUMBER OF SHARES (VIII)	AS a PERCENTAGE (IX)=(VIII)/(IV)*100	
(A)	PROMOTER AND PROMOTER GROUP								
(1)	INDIAN								
(a)	Individual /HUF	11	2303240	2303240	2.61	2.61	0	0.00	
(b)	Central Government/State Government(s)	0	0	0	0.00	0.00	0	0.00	
(c)	Bodies Corporate	15	61040260	61040260	69.29	69.29	0	0.00	
(d)	Financial Institutions / Banks	0	0	0	0.00	0.00	0	0.00	
(e)	Others	0	0	0	0.00	0.00	0	0.00	
	Sub-Total A(1) :	26	63343500	63343500	71.90	71.90	0	0.00	
(2)	FOREIGN								
(a)	Individuals (NRIs/Foreign Individuals)	0	0	0	0.00	0.00	0	0.00	
(b)	Bodies Corporate	0	0	0	0.00	0.00	0	0.00	
(c)	Institutions	0	0	0	0.00	0.00	0	0.00	
(d)	Qualified Foreign Investor	0	0	0	0.00	0.00	0	0.00	
(e)	Others	0	0	0	0.00	0.00	0	0.00	
	Sub-Total A(2) :	0	0	0	0.00	0.00	0	0.00	
	Total A=A(1)+A(2)	26	63343500	63343500	71.90	71.90	0	0.00	
(B)	PUBLIC SHAREHOLDING								
(1)	INSTITUTIONS								
(a)	Mutual Funds /UTI	0	0	0	0.00	0.00	0	0.00	
(b)	Financial Institutions / Banks	1	254990	254990	0.29	0.29	0	0.00	
(c)	Central Government / State Government(s)	0	0	0	0.00	0.00	0	0.00	
(d)	Venture Capital Funds	0	0	0	0.00	0.00	0	0.00	
(e)	Insurance Companies	0	0	0	0.00	0.00	0	0.00	
(f)	Foreign Institutional Investors	0	0	0	0.00	0.00	0	0.00	
(g)	Foreign Venture Capital Investors	0	0	0	0.00	0.00	0	0.00	
(h)	Qualified Foreign Investor	0	0	0	0.00	0.00	0	0.00	
(i)	Others	0	0	0	0.00	0.00	0	0.00	
	Sub-Total B(1) :	1	254990	254990	0.29	0.29	0	0.00	
(2)	NON-INSTITUTIONS								
(a)	Bodies Corporate	287	16898071	16898071	19.18	19.18	0	0.00	
(b)	Individuals								
	(i) Individuals holding nominal share capital upto Rs.1 lakh	10835	4825559	4813754	5.48	5.48	0	0.00	
	(ii) Individuals holding nominal share capital in excess of Rs.1 lakh	83	2554032	2502632	2.90	2.90	0	0.00	
(c)	Others								
	CLEARING MEMBERS	12	6238	6238	0.01	0.01	0	0.00	
	NON RESIDENT INDIANS	112	217610	217610	0.25	0.25	0	0.00	
(d)	Qualified Foreign Investor	0	0	0	0.00	0.00	0	0.00	
	Sub-Total B(2) :	11029	24501510	24438305	27.81	27.81	0	0.00	
	Total B=B(1)+B(2) :	11030	24756500	24693295	28.10	28.10	0	0.00	
	Total (A+B) :	11056	88100000	88036795	100.00	100.00	0	0.00	
(C)	Shares held by custodians, against which Depository Receipts have been issued								
(1)	Promoter and Promoter Group								
(2)	Public	0	0	0	0.00	0.00	0	0.00	
	GRAND TOTAL (A+B+C) :	11056	88100000	88036795	100.00	100.00	0	0.00	

For MSP Steel & Power Limited


Company Secretary

Parag

(i)(b)	Statement showing holding of securities (including shares, warrants, convertible securities) of persons belonging to the category "Promoter and Promoter Group"	Details of Shares held			Encumbered shares (*)			Details of Warrants			Details of convertible securities			Total Shares (including underlying shares assuming full conversion of warrants and convertible securities) as a % of diluted share capital
		(ii)	(iii)	(iv)	(v)	(vi)=[v]/(iii)*100	(vii)	(viii)	(ix)	(x)	(xi)	(xii)		
Sr.No	Name of the Shareholder	No. of Shares held	As a % of grand total (A)+(B)+(C)	Pledge Shares	AS a percentage	As a % of grand total (A) + (B) + (C) of sub-clause (i)(a)	Number of warrants held	As a % total number of warrants of the same class	Number of convertible securities held	As a % total number of convertible securities of the same class				
1	MSP SPONGE IRON LIMITED	24736500	28.08	0	0.00	0.00	0	0.00	0	0.00	28.08			
2	ADHUNIK GASES LTD.	5554000	6.30	0	0.00	0.00	0	0.00	0	0.00	6.30			
3	MSP INFOTECH PVT LTD	4430000	5.03	0	0.00	0.00	0	0.00	0	0.00	5.03			
4	ILEX PRIVATE LIMITED	4115000	4.67	0	0.00	0.00	0	0.00	0	0.00	4.67			
5	B.S CONFIN PVT. LTD.	3530000	4.01	0	0.00	0.00	0	0.00	0	0.00	4.01			
6	HIGH TIME HOLDINGS PVT. LTD.	3025000	3.43	0	0.00	0.00	0	0.00	0	0.00	3.43			
7	MSP INFOTECH PVT. LTD.	2799760	3.18	0	0.00	0.00	0	0.00	0	0.00	3.18			
8	EMERALD TRADELINK PVT. LTD.	2500000	2.84	0	0.00	0.00	0	0.00	0	0.00	2.84			
9	RAJNATH VYAPAAR PRIVATE LIMITED	2500000	2.84	0	0.00	0.00	0	0.00	0	0.00	2.84			
10	AA ESS TRADELINKS PVT. LTD.	1900000	2.16	0	0.00	0.00	0	0.00	0	0.00	2.16			
11	DEXO TRADING PVT. LTD.	1575000	1.79	0	0.00	0.00	0	0.00	0	0.00	1.79			
12	K. C. TEKOFINE PVT. LTD.	1215000	1.38	0	0.00	0.00	0	0.00	0	0.00	1.38			
13	SIKHAR COMMOTRADE PVT. LTD.	1160000	1.32	0	0.00	0.00	0	0.00	0	0.00	1.32			
14	RAJ SECURITIES LTD.	1000000	1.14	0	0.00	0.00	0	0.00	0	0.00	1.14			
15	LARIGO INVESTMENT PRIVATE LIMITED	1000000	1.14	0	0.00	0.00	0	0.00	0	0.00	1.14			
16	KIRAN AGRAWAL	486000	0.55	0	0.00	0.00	0	0.00	0	0.00	0.55			
17	NISHA AGRAWAL	336500	0.38	0	0.00	0.00	0	0.00	0	0.00	0.38			
18	MANISH AGRAWAL	309000	0.35	0	0.00	0.00	0	0.00	0	0.00	0.35			
19	PRANAY AGRAWAL	306000	0.35	0	0.00	0.00	0	0.00	0	0.00	0.35			
20	SAKET AGRAWAL	204000	0.23	0	0.00	0.00	0	0.00	0	0.00	0.23			
21	PURAN MAL AGRAWAL	186620	0.21	0	0.00	0.00	0	0.00	0	0.00	0.21			
22	ANYA AGRAWAL	170000	0.19	0	0.00	0.00	0	0.00	0	0.00	0.19			
23	SURESH KUMAR AGRAWAL	141000	0.16	0	0.00	0.00	0	0.00	0	0.00	0.16			
24	ARAV AGRAWAL	110000	0.12	0	0.00	0.00	0	0.00	0	0.00	0.12			
25	PURAN MAL AGRAWAL	29000	0.03	0	0.00	0.00	0	0.00	0	0.00	0.03			
26	SURESH KUMAR AGRAWAL	25120	0.03	0	0.00	0.00	0	0.00	0	0.00	0.03			
	TOTAL :	63343500	71.90	0	0.00	0.00	0	0.00	0	0.00	71.90			

For MSP Steel & Power Limited


Company Secretary



(I)(c)(i)	Statement showing holding of securities (including shares, warrants, convertible securities) of persons belonging to the category "Public" and holding more than 1% of the total number of shares								
Sr.No.	Name of the shareholder	Number of shares held	Shares as a percentage of total number of shares (i.e., Grant total (A)+(B)+(C) indicated in Statement at para (I)(a) above)	Details of warrants		Details of convertible securities		Total shares (including underlying shares assuming full conversion of warrants and convertible securities) as a % of diluted share capital)	
				Number of warrants held	As a % total number of warrants of the same class	Number of convertible securities held	% w.r.t total number of convertible securities of the same class		
1	ANUBHAV VINCOM PRIVATE LIMITED	3500000	3.97	0	0.00	0	0.00		3.97
2	PANCHWATI AGENCIES PRIVATE LIMITED	3500000	3.97	0	0.00	0	0.00		3.97
3	S. K. FINTEX PRIVATE LIMITED	1632171	1.85	0	0.00	0	0.00		1.85
4	SAMBHAV MERCANTILES PVT. LTD	1544000	1.75	0	0.00	0	0.00		1.75
5	MOHIT VYAPAAR PVT. LTD.	1488940	1.69	0	0.00	0	0.00		1.69
6	RAVI BUSINESS SERVICES PVT. LTD.	1020449	1.16	0	0.00	0	0.00		1.16
TOTAL :		12685560	14.40	0	0.00	0	0.00		14.40

For MSP Steel & Power Limited


Company Secretary



(1)(c)(ii)	Statement showing holding of securities (including shares, warrants, convertible securities) of persons (together with PAC) belonging to the category "Public" and holding more than 5% of the total number of shares	Number of shares held	Shares as a percentage of total number of shares (i.e., Grant total (A)+(B)+(C) indicated in Statement at para (1)(a) above)	Details of warrants		Details of convertible securities		Total shares (including underlying shares assuming full conversion of warrants and convertible securities) as a % of diluted share capital)
Sr.No.	Name(s) of the shareholder(s) and the Persons Acting in Concert (PAC) with them	Number of shares held	Shares as a percentage of total number of shares (i.e., Grant total (A)+(B)+(C) indicated in Statement at para (1)(a) above)	Number of warrants held	As a % total number of warrants of the same class	Number of convertible securities held	% w.r.t total number of convertible securities of the same class	
	TOTAL :	0	0	0	0	0	0	0

For MSP Steel & Power Limited


Company Secretary



STATEMENT SHOWING DETAILS OF LOCKED-IN SHARES"			
(1)(d)			
Sr.No.	Name of the shareholder	Number of locked-in shares	Locked-in shares as a (%) percentage of total number of shares (i.e. Grand Total (A)+(B)+(C) Indicated in Statement at para (1)(a) above}
1	ILEX PRIVATE LIMITED	4115000	4.67
2	EMERALD TRADELINK PVT. LTD.	2500000	2.84
3	RAJNATH VYAPAAR PRIVATE LIMITED	2315000	2.63
4	HIGH TIME HOLDINGS PVT. LTD.	1525000	1.73
5	HIGH TIME HOLDINGS PVT. LTD.	1500000	1.70
6	B S CONF-IN PVT. LTD.	1250000	1.42
7	K. C. TEXOFFINE PVT. LTD.	1215000	1.38
8	ADHUNIK GASES LTD.	1200000	1.36
9	RAJ SECURITIES LTD.	1000000	1.14
10	LARIGO INVESTMENT PRIVATE LIMITED	1000000	1.14
	TOTAL :	17620000	20.00

For MSP Steel & Power Limited


Company Secretary



STATEMENT SHOWING DETAILS OF DEPOSITORY RECEIPTS (DRS)			
(II)(a)			
Sr.No.	Type of outstanding DR (ADRs,GDRs,SDRs,etc.)	Number of outstanding DRS	Number of shares underlying outstanding DRS
			Shares underlying outstanding DRS as a percentage of total number of shares [i.e., Grand Total (A)+(B)+(C) indicated in Statement at Para(I)(a) above]
	TOTAL :	0	0


For MSP Steel & Power Limited

Company Secretary



(ii)(b)	Statement showing Holding of Depository Receipts (DRs), where underlying shares held by "Promoter/Promoter group" are in excess of 1% of the total number shares.			
Sr.No.	Name of the DR Holder	Type of outstanding DR (ADRs, GDRs, SDRs, etc.)	Number of shares underlying outstanding DRs	Shares underlying outstanding DRs as a percentage of total number of shares {i.e., Grand Total (A)+(B)+(C) indicated in Statement at para(i)(a) above}
	TOTAL :		0	0

For MSP Steel & Power Limited


Company Secretary

R/MSP/4
15th October, 2015

The Company Secretary
MSP Steel & Power Limited
16/S, Block 'A', New Alipore
KOLKATA - 700 053

Madam,


SUB : PROMOTER PLEDGE DATA

This is with regard to the shareholding pattern for the quarter ended 30th June, 2015; on re-verifying the data downloaded from NSDL we find that the Promoters shares amounting to 58879500 shares represents the unconfirmed pledge shares i.e., the Promoter & Promoter Group Companies had initiated the pledge and were not confirmed by the pledgee Depository Participant till June 30, 2015.

While regretting the error crept at our end and inconvenience caused to you in this regard, we request you to take up the matter with the Stock Exchanges to update the correct information.

Thanking you,

Yours faithfully,
for KARVY COMPUTERSHARE PVT LTD.,


VARALAKSHMI
ASST. GENERAL MANAGER



Karvy Computershare Private Limited

Corporate office: "Karvy Selenium Tower B", Plot No. 31 & 32, Financial District, Nanakramguda, Gachibowli, Hyderabad- 500 032, Telangana, INDIA, T: +91-40-67162222, 33211000, F: +91-40-23420814, e-mail: support@karvy.com

Registered Office: Karvy House, 46, Avenue 4, Street No. 1, Banjara Hills, Hyderabad - 500 034.
T: +91-40-2331-2454/2332-0751/752/251 | F: +91-40-2331-1068 | www.karvy.com | www.karvycomputershare.com | CIN: U74140TG2003PTC041636

Australia | Bahrain | Canada | Channel Islands | Germany | Hong Kong | Ireland | New Zealand | Philippines | South Africa | United Kingdom | USA