


(1)(a) Statement showing Shareholding Pattern


Name of the Company : JMD Telefilms Industries Limited			
Name of the scrip : JMDTELEFILM			
Scrip Code : 511092		Class of Security : Equity Shares	
Quarter ended: 30th September 2015			
Partly paid-up shares:-	No. of partly paid-up shares	As a % of total no. of partly paid-up shares	As a % of total no. of shares of the company
Held by promoter/promoters group	Nil	Nil	Nil
Held by public	Nil	Nil	Nil
Total	Nil	Nil	Nil
Outstanding convertible securities:-	No. of outstanding securities	As a % of total No. of outstanding convertible securities	As a % of total no. of shares of the company, assuming full conversion of the convertible securities
Held by promoter/promoter group	Nil	Nil	Nil
Held by public	Nil	Nil	Nil
Total	Nil	Nil	Nil
Warrants:-	No. of warrants	As a % of total no. of warrants	As a % of total no. of shares of the company, assuming full conversion of warrants
Held by promoter/ promoter group	Nil	Nil	Nil
Held by public	Nil	Nil	Nil
Total	Nil	Nil	Nil
Total paid-up capital of the company assuming full conversion of warrants and convertible securities	144,292,000		



(1)(a) Statement showing Shareholding Pattern under Clause 35 of the Listing Agreement

Name of the Company:		JMD TELEFILMS INDUSTRIES LIMITED						
Scrip Code : 511092		Quarter ended:			30th September 2015			
Category Code	Category of shareholder	Number of shareholders	Total number of shares	Number of shares held in dematerialized form	Total shareholding as a percentage of total number of		Shares Pledged or otherwise encumbered	
					As a percentage of (A+B)	As a percentage of (A+B+C)	Number of Shares	As a Percentage
(A)	Shareholding of Promoter and Promoter Group						(VIII)	(IX)=(VIII)/(VI)*100
-1	Indian							
(a)	Individuals/ Hindu Undivided Family	6	1,000,000	1,000,000	0.69%	0.69%		
(b)	Central Government/ State Government(s)	-	-	-	0.00%	0.00%		
(c)	Bodies Corporate	2	4,600,000	4,600,000	3.19%	3.19%	-	-
(d)	Financial Institutions/ Banks	-	-	-	0.00%	0.00%	-	-
(e)	Any Other	-	-	-	0.00%	0.00%	-	-
	(specify) - Directors	1	25,000,000	25,000,000	17.33%	17.33%	25,000,000	100.00%
	Sub-Total (A)(1)	9	30,600,000	30,600,000	21.21%	21.21%	-	-
-2	Foreign				0.00%	0.00%		
(a)	Individuals (Non-Resident Individuals/ Foreign Individuals)	-	-	-	0.00%	0.00%	-	-
(b)	Bodies Corporate	-	-	-	0.00%	0.00%	-	-
(c)	Institutions	-	-	-	0.00%	0.00%	-	-
(d)	Qualified Foreign Investor	-	-	-	0.00%	0.00%	-	-
(e)	Any Other (specify)	-	-	-	0.00%	0.00%	-	-
	Sub-Total (A)(2)	-	-	-	0.00%	0.00%	-	-
	Total Shareholding of Promoter and Promoter Group (A)=	9	30,600,000	30,600,000	21.21%	21.21%	25,000,000	100.00%
(B)	Public shareholding				0.00%	0.00%	N.A.	N.A.
-1	Institutions				0.00%	0.00%	N.A.	N.A.
(a)	Mutual Funds/ UTI	-	-	-	0.00%	0.00%		
(b)	Financial Institutions/ Banks	-	-	-	0.00%	0.00%		
(c)	Central Government/ State Government(s)	-	-	-	0.00%	0.00%		
(d)	Venture Capital Funds	-	-	-	0.00%	0.00%		
(e)	Insurance Companies	-	-	-	0.00%	0.00%		
(f)	Foreign Institutional Investors	-	-	-	0.00%	0.00%		
(g)	Foreign Venture Capital Investors	-	-	-	0.00%	0.00%		
(h)	Qualified Foreign Investors	-	-	-	0.00%	0.00%		
(i)	Any Other (specify)	-	-	-	0.00%	0.00%		
	Sub-Total (B)(1)	-	-	-	0.00%	0.00%		
-2	Non-institutions				0.00%	0.00%		
(a)	Bodies Corporate	174	86,564,922	86,564,922	59.99%	59.99%	N.A.	N.A.
(b)	Individuals -				0.00%	0.00%		
i.	Individual shareholders holding nominal share capital up to Rs. 1 lakh.	1,687	6,231,729	6,207,567	4.32%	4.32%		
ii.	Individual shareholders holding nominal share capital in excess of Rs. 1 lakh.	31	19,417,771	18,417,771	13.46%	13.46%		
(c)	Qualified Foreign Investors	-	-	-	0.00%	0.00%		
(d)	Any Other (specify)							
	NRI (Repatriate & Non-Repatriate)	14	31,111	31,111	0.02%	0.02%		
	Hindu Undivided Family	70	1,433,703	1,433,703	0.99%	0.99%		
	Clearing Member	6	12,764	12,764	0.01%	0.01%		
	Sub-Total (B)(2)	1,982	113,692,000	112,667,838	78.79%	78.79%		
	Total Public Shareholding (B)= (B)(1)+(B)(2)	1,982	113,692,000	112,667,838	78.79%	78.79%	N.A.	N.A.
	TOTAL (A)+(B)	1,991	144,292,000	143,267,838	100.00%	100.00%	25,000,000	17.33%
(C)	Shares held by Custodians and against which Depository Receipts have been issued				0.00%	0.00%		
							N.A.	N.A.
(1)	Promoter and Promoter Group	-	-	-	0.00%	0.00%	-	-
(2)	Public	-	-	-	0.00%	0.00%	N.A.	N.A.
	GRAND TOTAL (C)	-	-	-	-	-		
	GRAND TOTAL (A)+(B)+(C)	1,991	144,292,000	143,267,838	100.00%	100.00%	25,000,000	17.33%

Notes : Not Any




Statement showing Shareholdings of persons belonging to the category "Promoter and Promoter Group."

Sr. No.	Name of the shareholder	Details of Shares held		Encumbered Shares		Details of Warrants		Details of Convertible Securities		Total shares (including underlying shares assuming full conversion of warrants and convertible securities) as a % of diluted share capital
		Number of shares	As a % of Grand Total (A)+(B)+(C)	Number	As a Percentage (A)+(B)+(C) of Sub-Clause (I)(a)	Number of Warrants held	As a % of Total No. of Warrants of the same Class	Number of Convertible Securities held	As a % of Total No. of Convertible Securities of the same Class	
(I)	(II)	(III)	(IV)	(V)	(VI)=(V)/(III)*100	(VII)	(XI)	(X)	(XII)	
1	Kailash Prasad Purohit	25,000,000	17.33%	25,000,000	100.00	17.33%	-	-	-	17.33%
2	Unisys Softwares & Holding Ind Ltd.	4,000,000	2.77%	-	-	-	-	-	-	2.77%
3	JMD Sounds Limited	600,000	0.42%	-	-	-	-	-	-	0.42%
4	Jagdish Pd. Purohit (Saurabh Family Trust)	250,000	0.17%	-	-	-	-	-	-	0.17%
5	Pavan Kr. Purohit (Adarsh Trust)	200,000	0.14%	-	-	-	-	-	-	0.14%
6	Kailash Prasad Purohit (Renuka Trust)	150,000	0.10%	-	-	-	-	-	-	0.10%
7	Sushil Kr. Purohit (Priyanka Trust)	150,000	0.10%	-	-	-	-	-	-	0.10%
8	Anil Kr. Purohit (Madhav Trust)	150,000	0.10%	-	-	-	-	-	-	0.10%
9	Anil Kr. Purohit (Madhav Vinyas)	100,000	0.07%	-	-	-	-	-	-	0.07%
	TOTAL	30,600,000	21.21%	25,000,000	100.00%	17.33%	-	-	-	21.21%

Statement showing holding of securities (including shares, warrants, convertible securities) of persons belonging to the category "Public" and holding more than 1% of the total number of shares.

Sr. No.	Name of the shareholder	Total Shares Held		Details of Warrants		Details of Convertible Securities		Total shares (including underlying shares assuming full conversion of warrants and convertible securities) as a % of diluted share capital
		Number of shares	As a % of Grand Total (A)+(B)+(C)	Number of Warrants held	As a % of Total No. of Warrants of the same Class	Number of Convertible Securities held	As a % of Total No. of Warrants of the same Class	
(I)	(II)	(III)	(IV)	(V)	(VI)	(VII)	(VIII)	(IX)
1	Giant Sales Private Limited	7,174,804	4.97%	-	-	-	-	4.97%
2	Brijdham Deacom Private Limited	6,998,472	4.85%	-	-	-	-	4.85%
3	Greenview Dealers Private Limited	6,664,712	4.62%	-	-	-	-	4.62%
4	Premnagar Vinimay Private Limited	6,664,712	4.62%	-	-	-	-	4.62%
5	Decent Vincom Private Limited	5,597,104	3.88%	-	-	-	-	3.88%
6	Compass Distributors Private Limited	4,450,000	3.08%	-	-	-	-	3.08%
7	Religare Invest Limited	4,210,168	2.92%	-	-	-	-	2.92%
8	Forum Suppliers Private Limited	3,887,490	2.69%	-	-	-	-	2.69%
9	Mayurpankh Vincom Private Limited	3,272,918	2.27%	-	-	-	-	2.27%
10	Suntchi Capital Private Limited	3,264,518	2.26%	-	-	-	-	2.26%
11	Flame Dealers Private Limited	3,136,000	2.17%	-	-	-	-	2.17%




Continued on Next Page

Sr. No.	Name of the shareholder	Total Shares Held		Details of Warrants		Details of Convertible Securities		Total shares (including underlying shares assuming full conversion of warrants and convertible securities) as a % of diluted share capital
		Number of shares	As a % of Grand Total (A) + (B) + (C)	Number of Warrants held	As a % of Total No. of Warrants of the same Class	Number of Convertible Securities held	As a % of Total No. of Warrants of the same Class	
(I)	(II)	(III)	(IV)	(V)	(VI)	(VII)	(VIII)	(IX)
12	Navdurga Investment Consultants Pvt. Ltd.	2,981,250	2.07%	-	-	-	-	2.07%
13	Fort Vintrade Private Limited	2,940,000	2.04%	-	-	-	-	2.04%
14	Astbhuj Construction Private Limited	2,876,566	1.99%	-	-	-	-	1.99%
15	Devender Kumar	2,261,500	1.57%	-	-	-	-	1.57%
16	Subhash Kr. Kedia	2,242,110	1.55%	-	-	-	-	1.55%
17	One Source Techmedia Ltd.	2,049,074	1.42%	-	-	-	-	1.42%
18	Nityanand Plaza Private Limited	2,000,000	1.39%	-	-	-	-	1.39%
19	Sumangalam Financial Advisory Pvt. Ltd.	1,986,304	1.38%	-	-	-	-	1.38%
20	Faiflnk Housing Private Limited	1,750,000	1.21%	-	-	-	-	1.21%
21	Prafulla Das	1,525,900	1.06%	-	-	-	-	1.06%
	TOTAL	77,934,132	54.01%					54.01%

(I)(c)(ii) Statement showing holding of securities (including shares, warrants, convertible securities) of persons (together with PAC) belonging to the category "Public" and holding more than 5% of the total number of shares of the company

Sr. No.	Name(s) of the shareholder(s) and the Persons Acting in Concert (PAC) with them	Total Shares Held		Details of Warrants		Details of Convertible Securities		Total shares (including underlying shares assuming full conversion of warrants and convertible securities) as a % of diluted share capital
		Number of shares	As a % of Grand Total (A) + (B) + (C)	Number of Warrants held	As a % of Total No. of Warrants of the same Class	Number of Convertible Securities held	As a % of Total No. of Warrants of the same Class	
1	N.A.	-	0.00%	-	-	-	-	0.00%
	Total		0.00%					0.00%



Name of the Company:	JMD TELEFILMS INDUSTRIES LIMITED	
Scrip Code: 511092	Quarter ended:	30th September 2015

(I)(d) Statement showing details of locked-in shares				
Sr. No.	Name of the shareholder	Number of locked-in shares	Locked-in shares as a percentage of total number of shares {i.e., Grand Total (A)+(B)+(C) indicated in Statement at para (I)(a) above}	Promoter / Promoter Group / Public
1	N.A.		0.000%	
2	N.A.		0.000%	
TOTAL			0.000%	

(II)(a) Statement showing details of Depository Receipts (DRs)				
Sr. No.	Type of outstanding DR (ADRs, GDRs, SDRs, etc.)	Number of outstanding DRs	Number of shares underlying outstanding DRs	Shares underlying outstanding DRs as a percentage of total number of shares {i.e., Grand Total (A)+(B)+(C) indicated in Statement at para (I)(a) above}
1				
2				
TOTAL				

(II)(b) Statement showing Holding of Depository Receipts (DRs), where underlying shares are in excess of 1% of the total number of shares

Sr. No.	Name of the DR Holder	Type of outstanding DR (ADRs, GDRs, SDRs, etc.)	Number of shares underlying outstanding DRs	Shares underlying outstanding DRs as a percentage of total number of shares {i.e., Grand Total (A)+(B)+(C) indicated in Statement at para (I)(a) above}
1				
2				
TOTAL				

