
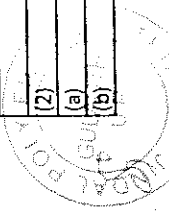


(1)(a) STATEMENT SHOWING SHAREHOLDING PATTERN IN CLAUSE-35				
NAME OF THE COMPANY: JINDAL POLY FILMS LIMITED		Name of the Scrip:		
SCRIP CODE:	500227			
Class of Security:				
QUARTER ENDED:	30/09/2015			
		As a % of total no. of partly paid-up shares	As a % of total no. of partly paid-up shares	As a % of total no. of shares of the Company.
Partly paid-up shares				
Held by promoter/promoter group		0	0	0
Held by Public		0	0	0
Total:		0	0	0
				As a % of total no. of shares of the Company assuming full conversion of the convertible securities
Outstanding convertible securities:		No. of outstanding securities	As a % of total no. of outstanding convertible securities.	
Held by promoter/promoter group		0	0	0
Held by Public		0	0	0
Total:		0	0	0
				As a % of total no. of shares of the Company, assuming full conversion of warrants
Warrants:		No. of warrants	As a % of total no. of warrants	
Held by promoter/promoter group		0	0	0
Held by Public		0	0	0
Total:		0	0	0
Total paid-up capital of the Company, assuming full conversion of warrants and convertible securities		42047713	0	100.00




18

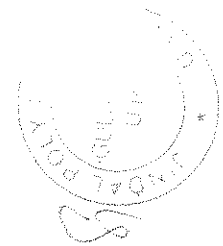
CATEGORY CODE	CATEGORY OF SHAREHOLDER (II)	NO OF SHAREHOLDERS (III)	TOTAL NUMBER OF SHARES (IV)	NO OF SHARES HELD IN DEMATERIALIZED FORM (V)	TOTAL SHAREHOLDING AS A % OF TOTAL NO OF SHARES		SHARES PLEDGE OR OTHERWISE ENCUMBERED		
					AS a PERCENTAGE of (A+B) (VI)	As a PERCENTAGE of (A+B+C) (VII)	NUMBER OF SHARES (VIII)	AS a PERCENTAGE (IX)=(VIII)/(IV)*100	
(A)	PROMOTER AND PROMOTER GROUP								
(1)	INDIAN								
(a)	Individual/HUF	8	31378752	31378752	74.63	74.63	0	0.00	0.00
(b)	Central Government/State Government(s)	0	0	0	0.00	0.00	0	0.00	0.00
(c)	Bodies Corporate	0	0	0	0.00	0.00	0	0.00	0.00
(d)	Financial Institutions / Banks	0	0	0	0.00	0.00	0	0.00	0.00
(e)	Others	0	0	0	0.00	0.00	0	0.00	0.00
	Sub-Total A(1) :	8	31378752	31378752	74.63	74.63	0	0.00	0.00
(2)	FOREIGN								
(a)	Individuals (NRIs/Foreign Individuals)	0	0	0	0.00	0.00	0	0.00	0.00
(b)	Bodies Corporate	0	0	0	0.00	0.00	0	0.00	0.00
(c)	Institutions	0	0	0	0.00	0.00	0	0.00	0.00
(d)	Qualified Foreign Investor	0	0	0	0.00	0.00	0	0.00	0.00
(e)	Others	0	0	0	0.00	0.00	0	0.00	0.00
	Sub-Total A(2) :	0	0	0	0.00	0.00	0	0.00	0.00
	Total A=A(1)+A(2)	8	31378752	31378752	74.63	74.63	0	0.00	0.00
(B)	PUBLIC SHAREHOLDING								
(1)	INSTITUTIONS								
(a)	Mutual Funds /UTI	0	0	0	0.00	0.00	0	0.00	0.00
(b)	Financial Institutions /Banks	3	22175	22175	0.05	0.05	0	0.00	0.00
(c)	Central Government / State Government(s)	0	0	0	0.00	0.00	0	0.00	0.00
(d)	Venture Capital Funds	0	0	0	0.00	0.00	0	0.00	0.00
(e)	Insurance Companies	0	0	0	0.00	0.00	0	0.00	0.00
(f)	Foreign Institutional Investors	34	1067662	1067662	2.54	2.54	0	0.00	0.00
(g)	Foreign Venture Capital Investors	0	0	0	0.00	0.00	0	0.00	0.00
(h)	Qualified Foreign Investor	0	0	0	0.00	0.00	0	0.00	0.00
(i)	Others	0	0	0	0.00	0.00	0	0.00	0.00
	Sub-Total B(1) :	37	1089837	1089837	2.59	2.59	0	0.00	0.00
(2)	NON-INSTITUTIONS								
(a)	Bodies Corporate	654	2192347	2184347	5.21	5.21	0	0.00	0.00
(b)	Individuals								




CATEGORY CODE	CATEGORY OF SHAREHOLDER	NO OF SHAREHOLDERS (iii)	TOTAL NUMBER OF SHARES (iv)	NO OF SHARES HELD IN DEMATERIALIZED FORM (v)	TOTAL SHAREHOLDING AS A % OF TOTAL NO OF SHARES		SHARES PLEDGE OR OTHERWISE ENCUMBERED		
					AS a PERCENTAGE of (A+B) (vi)	As a PERCENTAGE of (A+B+C) (vii)	NUMBER OF SHARES (viii)	AS a PERCENTAGE (ix)=(viii)/(iv)*100	
(i)	(ii)								
	(i) Individuals holding nominal share capital upto Rs.1 lakh	24624	4665763	4323857	11.10	11.10			
	(ii) Individuals holding nominal share capital in excess of Rs.1 lakh	60	2475653	2475653	5.89	5.89			
(c)	Others								
	CLEARING MEMBERS	152	101272	101272	0.24	0.24			
	NON RESIDENT INDIANS	306	143985	143985	0.34	0.34			
	TRUSTS	1	104	104	0.00	0.00			
(d)	Qualified Foreign Investor	0	0	0	0.00	0.00			
	Sub-Total B(2) :	25797	9579124	9229218	22.78	22.78			
	Total B=B(1)+B(2) :	25834	10668961	10319055	25.37	25.37			
	Total (A+B) :	25842	42047713	41697807	100.00	100.00			
(C)	Shares held by custodians, against which Depository Receipts have been issued								
(1)	Promoter and Promoter Group	0	0	0	0.00	0.00			
(2)	Public								
	GRAND TOTAL (A+B+C) :	25842	42047713	41697807	100.00	100.00	0	0	0.00



Statement showing holding of securities (including shares, warrants, convertible securities) of persons belonging to the category "Promoter and Promoter Group"														
Sr.No	Name of the Shareholder	Details of Shares held			Encumbered shares (*)			Details of Warrants			Details of convertible securities		Total Shares (including underlying shares assuming full conversion of warrants and convertible securities) as a % of diluted share capital	
		No. of Shares held (iii)	As a % of grand total (A)+(B)+(C) (iv)	Pledge Shares (v)	AS a percentage (vi)=(v)/(iii)*100 (vii)	AS a % of grand total (A) + (B) + (C) of sub-clause (i) (a) (viii)	Number of warrants held (ix)	As a % total number of warrants of the same class (x)	Number of convertible securities held (xi)	As a % total number of convertible securities of the same class (xii)	(xiii)			
1	SOYUZ TRADING COMPANY LIMITED	11848266	28.18	0	0.00	0	0.00	0	0.00	0	0.00	0	0.00	28.18
2	JINDAL PHOTO INVESTMENTS LTD.	11450302	27.23	0	0.00	0	0.00	0	0.00	0	0.00	0	0.00	27.23
3	RISHI TRADING COMPANY LTD	4999056	11.89	0	0.00	0	0.00	0	0.00	0	0.00	0	0.00	11.89
4	CONSOLIDATED FINVEST AND HOLDINGS LIMITED	1521700	3.62	0	0.00	0	0.00	0	0.00	0	0.00	0	0.00	3.62
5	SHYAM SUNDER JINDAL	743200	1.77	0	0.00	0	0.00	0	0.00	0	0.00	0	0.00	1.77
6	AAKRITI JINDAL	450000	1.07	0	0.00	0	0.00	0	0.00	0	0.00	0	0.00	1.07
7	CONSOLIDATED PHOTO & FINVEST LTD.	246228	0.59	0	0.00	0	0.00	0	0.00	0	0.00	0	0.00	0.59
8	BHAVESH JINDAL	120000	0.29	0	0.00	0	0.00	0	0.00	0	0.00	0	0.00	0.29
	TOTAL :	31378752	74.63	0	0.00	0	0.00	0	0.00	0	0.00	0	0.00	74.63

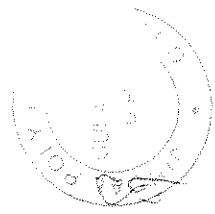


Statement showing holding of securities (including shares, warrants, convertible securities) of persons belonging to the category "Public" and holding more than 1% of the total number of shares						
Sr.No.	Name of the shareholder	Number of shares held	Shares as a percentage of total number of shares (i.e., Grant total (A)+(B)+(C) indicated in Statement at para (I)(a) above)	Details of warrants		Total shares (including underlying shares assuming full conversion of warrants and convertible securities) as a % of diluted share capital
				Number of warrants held	As a % total number of warrants of the same class	
				Details of convertible securities		
				Number of convertible securities held	% w.r.t total number of convertible securities of the same class	
				0	0	0
TOTAL :				0	0	0

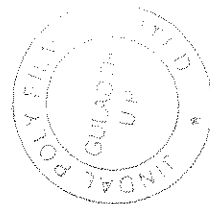


89

Statement showing holding of securities (including shares, warrants, convertible securities) of persons (together with PAC) belonging to the category "Public" and holding more than 5% of the total number of shares of the company						
Sr.No.	Name(s) of the shareholder(s) and the Persons Acting in Concert (PAC) with shares held	Number of shares held	Shares as a percentage of total number of shares (i.e., Grant total (A)+(B)+(C) indicated in Statement at para (1)(a) above)	Details of warrants		Total shares (including underlying shares assuming full conversion of warrants and convertible securities) as a % of diluted share capital
				Number of warrants held	As a % total number of warrants of the same class	
				Details of convertible securities		
				Number of convertible securities held	% w.r.t total number of convertible securities of the same class	
				0	0	0
TOTAL :				0	0	0



STATEMENT SHOWING DETAILS OF LOCKED-IN SHARES"			
(1)(d)			
Sr.No.	Name of the shareholder	Number of locked-in shares	Locked-in shares as a (%) percentage of total number of shares {i.e, Grand Total (A)+(B)+(C) Indicated in Statement at para (1)(a) above}
			Promoter/Promoter Group/Public
TOTAL :		0	0



68

Statement showing Holding of Depository Receipts (DRs), where underlying shares held by "Promoter/Promoter group" are in excess of 1% of the total number shares.				
(ii)(b)				
Sr.No.	Name of the DR Holder	Type of outstanding DR (ADRs,GDRs,SDRs, etc.)	Number of shares underlying outstanding DRs	Shares underlying outstanding DRs as a percentage of total number of shares [i.e., Grand Total (A)+(B)+(C) indicated in Statement at para(i)(a) above]
TOTAL :				0



STATEMENT SHOWING DETAILS OF DEPOSITORY RECEIPTS (DRS)			
(II)(a)			
	Number of outstanding DRs	Number of shares underlying outstanding DRs	Shares underlying outstanding DRs as a percentage of total number of shares {i.e., Grand Total (A)+(B)+(C) indicated in Statement at Para(I)(a) above}
Sr.No.	Type of outstanding DR (ADRs,GDRs,SDRs,etc.)		
		0	0
TOTAL :			0

