

NAME OF THE COMPANY : SAMBANDAM SPINNINGS MILLS LTD
 SCRIP CODE : S21240
 QUARTER ENDED :
 SHAREHOLDING PATTERN AS ON : 30-SEP-2015


CLAUSE 35
 Introductory sub-table (1)(a)

CLASS OF SECURITY : EQUITY

Partly paid-up shares:-	No. of partly paid-up shares	As a % of total no. of shares	As a % of total no. of shares of the company
Held by promoter/promoter group	—	—	—
Held by public	—	—	—
Total - D	NIL	NIL	NIL
Outstanding convertible securities:-	No. of outstanding securities	As a % of total no. of outstanding convertible securities	As a % of total no. of shares of the company, assuming full conversion of the convertible securities
Held by promoter/promoter group	N.A	N.A	N.A
Held by public			
Total - E			
Warrants:-	No. of warrants	As a % of total no. of warrants	As a % of total no. of shares of the company, assuming full conversion of warrants
Held by promoter/promoter group			
Held by public	N.A	N.A	N.A
Total - F			
Total paid-up capital of the company, assuming full conversion of convertible securities	4264600		

All the shares of our company are fully paid and there is no - partly paid shares. Our company has not issued any convertible securities or warrants.

(R.S. SHANMUGAM)
 COMPANY SECRETARY



CLAUSE 4th
Introductory sub-table (I)(a)

NAME OF THE COMPANY : SAMBANDAM SPINNING MILLS LTD
 SCRIP CODE : E21240
 QUARTER ENDED : NAME OF THE SCRIP : SAMBANDAM SP
 SHAREHOLDING PATTERN AS ON : 30-SEP-2015
 CLASS OF SECURITY : EQUITY

STATEMENT SHOWING SHAREHOLDING PATTERN
 TABLE (I)(a)

CATEGORY OF SHARE HOLDER CODE	NO. OF HOLDERS	TOTAL NO. OF SHARES	SHARES IN DEBIT	TOTAL SHAREHOLDING AS A PERCENTAGE OF TOTAL NUMBER OF SHARES	AS A % OF (A+B) (VI)	AS A % OF (A+B+C) (VII)	Number of Shares (VIII)	As a Percentage (IX) = (VII)/(IV)*100
A. SHAREHOLDING OF PROMOTER AND PROMOTER GROUP								
1. INDIAN								
a. INDIVIDUALS/HINDU UNDIVIDED FAMILY	30	2046710	2045540	47.9930	47.9930	0	0.0000	
b. CENTRAL GOVERNMENT/ STATE GOVERNMENT(S)	0	0	0	0.0000	0.0000	0	0.0000	
c. BODIES CORPORATE	0	0	0	0.0000	0.0000	0	0.0000	
d. FINANCIAL INSTITUTIONS/ BANKS	0	0	0	0.0000	0.0000	0	0.0000	
e. ANY OTHER								
SUB - TOTAL (A)(1)	30	2046710	2045540	47.9930	47.9930	0	0.0000	
2. FOREIGN								
a. INDIVIDUALS (NON-RESIDENT INDIVIDUALS/ FOREIGN INDIVIDUALS)	0	0	0	0.0000	0.0000	0	0.0000	
b. BODIES CORPORATE	0	0	0	0.0000	0.0000	0	0.0000	
c. INSTITUTIONS	0	0	0	0.0000	0.0000	0	0.0000	
d. QUALIFIED FOREIGN INVESTOR	0	0	0	0.0000	0.0000	0	0.0000	
e. ANY OTHER								
SUB - TOTAL (A)(2)	0	0	0	0.0000	0.0000	0	0.0000	
TOTAL SHARE HOLDING OF PROMOTER AND PROMOTER GROUP (A) = (A)(1)+(A)(2)	30	2046710	2045540	47.9930	47.9930	0	0.0000	

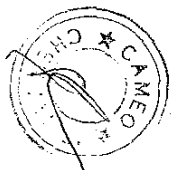


CLAUSE 35
Introductory sub-table (1)(c)

NAME OF THE COMPANY : SAMBANDAM SPINNING MILLS LTD
 SCRIIP CODE : S21240
 QUARTER ENDED : 30-Sep-2015
 SHAREHOLDING PATTERN AS ON : 30-Sep-2015
 , NAME OF THE SCRIIP : SAMBANDAM SP
 , CLASS OF SECURITY : EQUITY

STATEMENT SHOWING SHAREHOLDING PATTERN
 TABLE (I)(a)

(I) CATEGORY OF SHARE HOLDER CODE	(II) NO. OF HOLDERS	(III) TOTAL NO. OF SHARES	(IV) SHARES IN DEMAT	(V) TOTAL SHAREHOLDING AS A PERCENTAGE OF TOTAL NUMBER OF SHARES	AS A % OF (A+B) (VI)	AS A % OF (A+B+C) (VII)	Number of Shares (VIII)	As a Percentage (IX) = (VIII)/(IV)*100
B. PUBLIC SHAREHOLDING								
1. INSTITUTIONS								
a. MUTUAL FUNDS/UTI	0	0	0	0.0000	0.0000	0.0000	NA	NA
b. FINANCIAL INSTITUTIONS/ BANKS	1	76590	76590	1.7959	1.7959	1.7959	NA	NA
c. CENTRAL GOVERNMENT/ STATE GOVERNMENT(S)	0	0	0	0.0000	0.0000	0.0000	NA	NA
d. VENTURE CAPITAL FUNDS	0	0	0	0.0000	0.0000	0.0000	NA	NA
e. INSURANCE COMPANIES	0	0	0	0.0000	0.0000	0.0000	NA	NA
f. FOREIGN INSTITUTIONAL INVESTORS	0	0	0	0.0000	0.0000	0.0000	NA	NA
g. FOREIGN VENTURE CAPITAL INVESTORS	0	0	0	0.0000	0.0000	0.0000	NA	NA
h. QUALIFIED FOREIGN INVESTOR	0	0	0	0.0000	0.0000	0.0000	NA	NA
i. ANY OTHER	0	0	0	0.0000	0.0000	0.0000	NA	NA
SUB - TOTAL (B)(1)								
	1	76590	76590	1.7959	1.7959	1.7959	NA	NA




CLAUSE 35
Introductory sub-table (I)(a)

NAME OF THE COMPANY : SAMBANDAM SPINNING MILLS LTD
 SCRIPE CODE : 521240
 QUARTER ENDED : NAME OF THE SCRIPE : SAMBANDAM SP
 SHAREHOLDING PATTERN AS ON : 30-Sep-2015
 CLASS OF SECURITY : EQUITY

STATEMENT SHOWING SHAREHOLDING PATTERN
TABLE (I)(a)

DATE CATEGORY SHARE HOLDER CODE	CATEGORY OF SHARE HOLDER (II)	NO. OF HOLDERS (III)	TOTAL NO. OF SHARES (IV)	SHARES IN DEBIT (V)	TOTAL SHAREHOLDING AS A PERCENTAGE OF TOTAL NUMBER OF SHARES (VI)	AS A % OF (A+B) (VI)	AS A % OF (A+B+C) (VII)	Number of Shares (VIII)	AS a Percentage (VIII)/(IV)*100 (IX)
2. NON-INSTITUTIONS									
a.	BODIES CORPORATE	75	140094	138294	3.2850	3.2850	NA	NA	NA
b.	INDIVIDUALS - INDIVIDUAL SHAREHOLDERS HOLDING NOMINAL SHARE CAPITAL UP TO RS. 1 LAKH	3420	719536	565342	16.8722	16.8722	NA	NA	NA
	II INDIVIDUAL SHAREHOLDERS HOLDING NOMINAL SHARE CAPITAL IN EXCESS OF RS. 1 LAKH	33	1103223	904803	25.8593	25.8593	NA	NA	NA
c. QUALIFIED FOREIGN INVESTOR									
		0	0	0	0.0000	0.0000	NA	NA	NA
d. ANY OTHER									
	CLEARING MEMBERS	1	10	10	0.0002	0.0002	NA	NA	NA
	HINDU UNDIVIDED FAMILIES	90	171207	171207	4.0146	4.0146	NA	NA	NA
	NON RESIDENT INDIANS	12	7230	7230	0.1695	0.1695	NA	NA	NA
		103	178447	178447	4.1843	4.1843	NA	NA	NA
SUB - TOTAL (B)(2)									
		3631	2141300	1786886	50.2110	50.2110	NA	NA	NA
TOTAL PUBLIC SHAREHOLDING									
(B)	=(B)(1)+(B)(2)	3632	2217690	1863476	52.0069	52.0069	NA	NA	NA
TOTAL (A)+(B)									
		3662	4264600	3909016	100.0000	100.0000	0	0.0000	0.0000



DATE GDY CODE	CATEGORY OF SHARE HOLDER	NO. OF HOLDERS	TOTAL NO. OF SHARES	SHARES IN DEMAT	TOTAL SHAREHOLDING AS A PERCENTAGE OF TOTAL NUMBER OF SHARES		SHARES PLEDGED OR OTHERWISE ENCUMBERED	
(I)	(II)	(III)	(IV)	(V)	AS A % OF (A+B) (VI)	AS A % OF (A+B+C) (VII)	Number of shares (VIII)	As a percentage (IX)= (VIII)/(IV)*100
C. SHARES HELD BY CUSTODIANS AND AGAINST WHICH DEPOSITORY RECEIPTS HAVE BEEN ISSUED								
	Promoter and Promoter Group Public	0 0	0 0	0 0	0.0000 0.0000	0.0000 0.0000	NA NA	NA NA
	TOTAL CUSTODIAN (C)	0	0	0	0.0000	0.0000	NA	NA
	GRAND TOTAL (A)+(B)+(C)	3662	4264600	3909016		100.0000	0	0.0000




SAMBANDAM SPINNING MILLS LTD
 (1)(b) Statement showing holding of securities (including shares, warrants, convertible securities) of persons belonging to the category "Promoter and Promoter Group" - 30-Sep-2015

Sr.No	Name of the shareholder	Details of Shares held			Encumbered shares (*)			Details of warrants			Details of convertible securities			Total shares (including underlying)
		No. of Shares held	As a % of grand total (A)+(B)+(C)	As a % of grand total (A)+(B)+(C) of sub-clause (I)(a)	No. of Shares held	As a percentage (VI)=(V)/(III)*100	As a % of grand total (A)+(B)+(C) of sub-clause (I)(a)	Number of warrants held	As a % total number of warrants of the same class	Number of convertible securities held	As a % total number of convertible securities of the same class	Number of convertible securities held	As a % total number of convertible securities of the same class	
(I)	(II)	(III)	(IV)	(V)	(VI)=(V)/(III)*100	(VII)	(VIII)	(IX)	(X)	(XI)	(XII)	(XIII)	(XIV)	
1	S P SAMBANDAM (SHUF)	1170	0.0274	0.0000	0	0.0000	0	0.0000	0	0.0000	0	0.0000	0.0274	
2	S DEVARAJAN	35265	9.2216	0.0000	0	0.0000	0	0.0000	0	0.0000	0	0.0000	9.2216	
3	S JEGARAJAN	140846	10.3373	0.0000	0	0.0000	0	0.0000	0	0.0000	0	0.0000	10.3373	
4	S DINAKARAN	359379	8.4387	0.0000	0	0.0000	0	0.0000	0	0.0000	0	0.0000	8.4387	
5	R SELVARAJAN	2440	0.0619	0.0000	0	0.0000	0	0.0000	0	0.0000	0	0.0000	0.0619	
6	A R ANNAPALAI	1182	0.0277	0.0000	0	0.0000	0	0.0000	0	0.0000	0	0.0000	0.0277	
7	A R NATARAJAN	192390	4.5113	0.0000	0	0.0000	0	0.0000	0	0.0000	0	0.0000	4.5113	
8	W USHA	14250	0.3341	0.0000	0	0.0000	0	0.0000	0	0.0000	0	0.0000	0.3341	
9	A G VEENKATESAN	75024	1.7592	0.0000	0	0.0000	0	0.0000	0	0.0000	0	0.0000	1.7592	
10	V KALAVANI	51	0.0011	0.0000	0	0.0000	0	0.0000	0	0.0000	0	0.0000	0.0011	
11	A SARAVU	200	0.0046	0.0000	0	0.0000	0	0.0000	0	0.0000	0	0.0000	0.0046	
12	D SUDHAKARAN	77060	1.8069	0.0000	0	0.0000	0	0.0000	0	0.0000	0	0.0000	1.8069	
13	S P SAMBANDAM	50750	1.1900	0.0000	0	0.0000	0	0.0000	0	0.0000	0	0.0000	1.1900	
14	PARAMESHWARI JEGARAJAN	22300	0.5229	0.0000	0	0.0000	0	0.0000	0	0.0000	0	0.0000	0.5229	
15	D SARADHARAN	101180	2.3725	0.0000	0	0.0000	0	0.0000	0	0.0000	0	0.0000	2.3725	
16	J SAKTHIVEL	14800	0.3470	0.0000	0	0.0000	0	0.0000	0	0.0000	0	0.0000	0.3470	
17	D MANJULA	30240	0.7161	0.0000	0	0.0000	0	0.0000	0	0.0000	0	0.0000	0.7161	
18	D MINUSAKTHIPRIYA	4000	0.0937	0.0000	0	0.0000	0	0.0000	0	0.0000	0	0.0000	0.0937	
19	D NIRANJANKUMAR	4300	0.1006	0.0000	0	0.0000	0	0.0000	0	0.0000	0	0.0000	0.1006	
20	J RATNA	26540	0.6223	0.0000	0	0.0000	0	0.0000	0	0.0000	0	0.0000	0.6223	
21	D ANILPANA	400	0.0093	0.0000	0	0.0000	0	0.0000	0	0.0000	0	0.0000	0.0093	
22	RATHIPRIYA D	41580	0.9750	0.0000	0	0.0000	0	0.0000	0	0.0000	0	0.0000	0.9750	
23	S DINAKARAN	28975	0.6794	0.0000	0	0.0000	0	0.0000	0	0.0000	0	0.0000	0.6794	
24	S DEVARAJAN	45895	1.0761	0.0000	0	0.0000	0	0.0000	0	0.0000	0	0.0000	1.0761	
25	S JEGARAJAN	28975	0.6794	0.0000	0	0.0000	0	0.0000	0	0.0000	0	0.0000	0.6794	
26	S SIVAKUMAR	3080	0.0722	0.0000	0	0.0000	0	0.0000	0	0.0000	0	0.0000	0.0722	
27	D SENTHILLATHAN	35550	0.9046	0.0000	0	0.0000	0	0.0000	0	0.0000	0	0.0000	0.9046	
28	V VALPINDLA	37160	0.8713	0.0000	0	0.0000	0	0.0000	0	0.0000	0	0.0000	0.8713	
29	S. SIVAKUMAR	2848	0.0702	0.0000	0	0.0000	0	0.0000	0	0.0000	0	0.0000	0.0702	
30	DEVARAJAN S.	5850	0.1371	0.0000	0	0.0000	0	0.0000	0	0.0000	0	0.0000	0.1371	
TOTAL		2046710	47.9930	0.0000	0	0.0000	0	0.0000	0	0.0000	0	0.0000	47.9930	



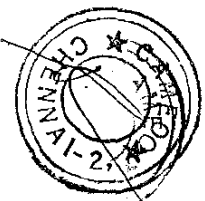
SAMBANDAM SPINNING MILLS LTD
 (1)(c)(i) Statement showing holding of securities (including shares, warrants, convertible securities) of persons belonging to the category "Public" and holding more than 1% of the total number of shares - 30-Sep-2015

Sr.No	Name of the shareholder	No. of Shares held	Shares as a Percentage of total number of shares (A)+(B)+(C) Total	Details of warrants		Details of convertible securities		Total shares (including underlying shares assuming full conversion of warrants and convertible securities) as a % of diluted share capital
				Number of warrants held	As a % of total number of warrants of the same class	Number of convertible securities held	% w.r.t total number of convertible securities	
1	IS SANTHI	48020	1.1260	0	0.0000	0	0.0000	1.1260
2	IN PURNDDI	61880	1.4510	0	0.0000	0	0.0000	1.4510
3	VINODCHANDRA PARIJUKH AL PAREKH	136518	3.2011	0	0.0000	0	0.0000	3.2011
4	CHANDRIKA VINODCHANDRA PAREKH	61351	1.4386	0	0.0000	0	0.0000	1.4386
5	SANJEEV VINODCHANDRA PAREKH	67533	1.5835	0	0.0000	0	0.0000	1.5835
6	GENERAL INSURANCE CORPORATION OF INDIA	76590	1.7959	0	0.0000	0	0.0000	1.7959
7	KANDAGIRI SPINNING MILLS LIMITED	50000	2.1103	0	0.0000	0	0.0000	2.1103
8	SEENA GOEL	65000	1.5241	0	0.0000	0	0.0000	1.5241
9	ANIL KUMAR GOEL	57000	1.3365	0	0.0000	0	0.0000	1.3365
	TOTAL	633892	15.5675	0	0.0000	0	0.0000	15.5675



SAMBANDAM SPINNING MILLS LTD
 (1)(d) STATEMENT SHOWING DETAILS OF LOCKED-IN SHARES -30-Sep-2015

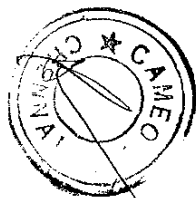
SL.NO/NAME OF THE SHARE HOLDER	NUMBER OF LOCKED IN SHARES	LOCKED IN SHARES AS A % OF TOTAL NUMBER OF SHARES	PROMOTER / PROMOTER GROUP / PUBLIC
MIL			



SAMBANDAM SPINNING MILLS LTD

(11)(a) STATEMENT SHOWING DETAILS OF DEPOSITORY RECEIPTS (DRs) - 30-Sep-2015

SL.NO]	TYPE OF OUTSTANDING DR	NUMBER OF OUTSTANDING DRs	NUMBER OF SHARES UNDERLYING OUTSTANDING DRs	SHARES UNDERLYING OUTSTANDING DRs AS A % OF TOTAL NUMBER OF SHARES (i.e., GRAND TOTAL (A)+(B)+(C) INDICATED IN STATEMENT AT PARA (1)(a) (A)+(B)+(C) INDICATED IN STATEMENT AT PARA (1)(a) (A)+(B)+(C) (A)+(B)+(C) (A)+(B)+(C) (A)+(B)+(C)
NIL	NIL	NIL	NIL	NIL



SAMBANDAM SPINNING MILLS LTD

(II)(b) STATEMENT SHOWING HOLDING OF DEPOSITORY RECEIPTS (DRs), WHERE UNDERLYING SHARES HELD BY PROMOTER/PROMOTER GROUP ARE IN EXCESS OF 1% OF THE TOTAL NUMBER OF SHARES - 30-Sep-2015

Sl.No	NAME OF THE DR HOLDER	TYPE OF OUTSTANDING DR (ADRs, GDRs, SDRs, etc.)	NUMBER OF SHARES UNDERLYING OUTSTANDING DRs	SHARES UNDERLYING OUTSTANDING DRs AS A % OF TOTAL NUMBER OF SHARES (i.e., GRAND TOTAL (A)+(B)+(C) INDICATED IN STATEMENT AT PARA (I)(a) ABOVE)
	NIL			

