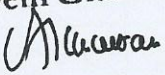
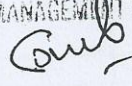


## Introductory sub-table (I)(a)

Name of the Company : TRIVENI GLASS LIMITED			
Scrip Code : BSE: 502281			
Class of security : EQUITY			
Quarter ended : 30.09.2015			
<b>Partly paid-up shares:-</b>			
	No. of partly paid-up shares	As a % of total no. of partly paid-up shares	As a % of total no. of shares of the company
Held by promoter/promoter group	0	0.00	0.00
Held by public	0	0.00	0.00
<b>Total - D</b>	<b>0</b>	<b>0.00</b>	<b>0.00</b>
<b>Outstanding convertible securities:-</b>			
	No. of outstanding securities	As a % of total no. of outstanding convertible securities	As a % of total no. of shares of the company, assuming full conversion of the convertible securities
Held by promoter/promoter group	0	0.00	0.00
Held by public		0.00	0.00
<b>Total - E</b>	<b>0</b>	<b>0.00</b>	<b>0.00</b>
<b>Warrants:-</b>			
	No. of warrants	As a % of total no. of warrants	As a % of total no. of shares of the company, assuming full conversion of warrants
Held by promoter/promoter group	0	0.00	0.00
Held by public	0	0.00	0.00
<b>Total - F</b>	<b>0</b>	<b>0.00</b>	<b>0.00</b>
Total paid-up capital of the company, assuming full conversion of warrants and convertible securities	Rs.126194340/- (12619434 shares of Rs.10/- each)		

For Triveni Glass Ltd.  
  
**Director Finance**

CD MANAGEMENT SERVICES (P) LTD.  
  
 Registrars



**Statement Showing Shareholding Pattern**

TGL-300915

Category code	Category of Shareholder	Number of Shareholders	Table I(a)		Total shareholding as a percentage of total number of shares		Shares Pledged or otherwise encumbered	
			Total number of shares	Number of shares held in dematerialized form	As a percentage of (A+B) <sup>1</sup>	As a percentage of (A+B+C)	Number of shares	As a percentage
			(IV)	(V)	(VI)	(VII)	(VIII)	(IX) = (VIII)/(IV)*100
(I)	(II)	(III)	(IV)	(V)	(VI)	(VII)	(VIII)	(IX) = (VIII)/(IV)*100
(A)	<b>Shareholding of Promoter and Promoter Group<sup>2</sup></b>						N.A	N.A
1	<b>Indian</b>							
(a)	Individuals/ Hindu Undivided Family	16	610896	476427	4.84	4.84	307716	50.37
(b)	Central Government/ State Government(s)							
(c)	Bodies Corporate	6	219506	196092	1.74	1.74	0	0.00
(d)	Financial Institutions/ Banks							
(e)	Any Others(Specify)							
(e-i)								
(e-ii)								
	<b>Sub Total(A)(1)</b>	<b>22</b>	<b>830402</b>	<b>672519</b>	<b>6.58</b>	<b>6.58</b>	<b>307716</b>	<b>37.06</b>
2	<b>Foreign</b>							
a	Individuals (Non-Residents Individuals/ Foreign Individuals)							
b	Bodies Corporate							
c	Institutions							
d	Qualified Foreign Investor							
e	Any Others(Specify)							
(e-i)								
(e-ii)								
	<b>Sub Total(A)(2)</b>	<b>0</b>	<b>0</b>	<b>0</b>	<b>0.00</b>	<b>0.00</b>	<b>0</b>	<b>0.00</b>
	<b>Total Shareholding of Promoter and Promoter Group (A)= (A)(1)+(A)(2)</b>	<b>22</b>	<b>830402</b>	<b>672519</b>	<b>6.58</b>	<b>6.58</b>	<b>307716</b>	<b>37.06</b>
(B)	<b>Public shareholding</b>							
1	<b>Institutions</b>							
(a)	Mutual Funds/ UTI	4	5716	0	0.05	0.05		
(b)	Financial Institutions / Banks	13	3536234	3532684	28.02	28.02		
(c)	Central Government/ State Government(s)							
(d)	Venture Capital Funds							
(e)	Insurance Companies	1	432516	432516	3.43	3.43		
(f)	Foreign Institutional Investors	1	500	0	0.00	0.00		
(g)	Foreign Venture Capital Investors							
(h)	Qualified Foreign Investor							
(i)	Any Other (specify)							
(i-i)								
(i-ii)								
	<b>Sub-Total (B)(1)</b>	<b>19</b>	<b>3974966</b>	<b>3965200</b>	<b>31.50</b>	<b>31.50</b>		

**For Triyeni Glass Ltd.**  
*[Signature]*  
**Director Finance**

**CG MANAGEMENT SERVICES (P) LTD.**  
*[Signature]*  
**Registrars**



<b>B 2</b>	<b>Non-institutions</b>							
(a)	Bodies Corporate	198	2389016	2348686	18.93	18.93		
(b)	Individuals							
I	Individuals -i. Individual shareholders holding nominal share capital up to Rs 1 lakh	12214	3193807	2683561	25.31	25.31		
II	ii. Individual shareholders holding nominal share capital in excess of	54	2034763	2021711	16.12	16.12		
(c)	Qualified Foreign Investor							
(d)	Any Other (specify)							
(d-i)	Non-Resident Individuals	386	126203	50203	1.00	1.00		
(d-ii)	Overseas Body Coporate	2	27600	0	0.22	0.22		
(d-iii)	Trust	1	150	150	0.00	0.00		
(d-iv)	Clearing Member	21	42527	42527	0.34	0.34		
	<b>Sub-Total (B)(2)</b>	<b>12876</b>	<b>7814066</b>	<b>7146838</b>	<b>61.92</b>	<b>61.92</b>	<b>0</b>	<b>0.00</b>
<b>(B)</b>	<b>Total Public Shareholding (B)= (B)(1)+(B)(2)</b>	<b>12895</b>	<b>11789032</b>	<b>11112038</b>	<b>93.42</b>	<b>93.42</b>	<b>0</b>	<b>0.00</b>
	<b>TOTAL (A)+(B)</b>	<b>12917</b>	<b>12619434</b>	<b>11784557</b>	<b>100.00</b>	<b>100.00</b>	<b>307716</b>	<b>2.44</b>
<b>(C)</b>	<b>Shares held by Custodians and against which Depository Receipts have been issued</b>							
1	Promoter and Promoter Group							
2	Public							
	<b>Sub-Total ( C )</b>	<b>0</b>	<b>0</b>	<b>0</b>	<b>0.00</b>	<b>0.00</b>	<b>0</b>	<b>0.00</b>
	<b>GRAND TOTAL ( A )+( B )+( C )</b>	<b>12917</b>	<b>12619434</b>	<b>11784557</b>	<b>100.00</b>	<b>100.00</b>	<b>307716</b>	<b>2.44</b>

**For Triveni Glass Ltd.**

*M. Chandra*  
**Director Finance**

CD MARGALYONTE SERVICES (P) LTD.

*Triveni*  
Registrars

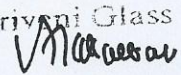



(1)(b) Statement showing holding of securities (including shares, warrants, convertible securities) of persons belonging to the category "Promoter and Promoter Group"

TGL-300915

Sr. No.	Name of the shareholder	Details of Shares held		Encumbered shares (*)			Details of warrants		Details of convertible securities		Total shares (including underlying shares assuming full conversion of warrants and convertible securities) as a % of diluted share capital
		Number of shares held	As a % of grand total (A)+(B)+(C)	No.	As a percentage	As a % of grand total (A)+(B)+(C) of sub-clause (1)(a)	Number of warrants held	As a % total number of warrants of the same class	Number of convertible securities held	As a % total number of convertible securities of the same class	
(i)	(ii)	(iii)	(iv)	(v)	(vi)=(v)/(iii)*100	(vii)	(viii)	(ix)	(x)	(xi)	(xii)
1	J.K.AGRAWAL	252000	2.00	252000	100.00	2.00	0	0.00	0	0.00	2.00
2	SANDHYA AGRAWAL	28600	0.23	0	0.00	0.00	0	0.00	0	0.00	0.23
3	NEETU AGRAWAL	21383	0.17	0	0.00	0.00	0	0.00	0	0.00	0.17
4	SMITA AGRAWAL	19149	0.15	0	0.00	0.00	0	0.00	0	0.00	0.15
5	KHOOSBO AGARWAL	60050	0.48	0	0.00	0.00	0	0.00	0	0.00	0.48
6	MEETA AGARWAL	55716	0.44	55716	100.00	0.44	0	0.00	0	0.00	0.44
7	N K AGRAWAL	14000	0.11	0	0.00	0.00	0	0.00	0	0.00	0.11
8	NEELAM GUPTA	150	0.00	0	0.00	0.00	0	0.00	0	0.00	0.00
9	P N AGARWAL	29831	0.23	0	0.00	0.00	0	0.00	0	0.00	0.23
10	USHA AGARWAL	25050	0.20	0	0.00	0.00	0	0.00	0	0.00	0.20
11	RAJEEV AGARWAL	11683	0.09	0	0.00	0.00	0	0.00	0	0.00	0.09
12	AMLA SINGHLA	867	0.01	0	0.00	0.00	0	0.00	0	0.00	0.01
13	NIKHITA AGARWAL	5451	0.04	0	0.00	0.00	0	0.00	0	0.00	0.04
14	SANGEETA AGARWAL	6866	0.05	0	0.00	0.00	0	0.00	0	0.00	0.05
15	D N AGRAWAL	54100	0.43	0	0.00	0.00	0	0.00	0	0.00	0.43
16	SHAKUNTALA DEVI	26000	0.21	0	0.00	0.00	0	0.00	0	0.00	0.21
17	ASIAN INDUSTRIAL DEVELOPMENT CO.03A00156	50	0.00	0	0.00	0.00	0	0.00	0	0.00	0.00
18	HINDUSTHAN SAFETY GLASS WORKS LTD.(03L00704)	50	0.00	0	0.00	0.00	0	0.00	0	0.00	0.00
19	TSG CREDIT CAPITAL (P) LTD. (IN30154919443317)	9965	0.08	0	0.00	0.00	0	0.00	0	0.00	0.08
20	SHISHIR HOLDINGS(P) LTD.(10015977 & 04S00762)	1114	0.01	0	0.00	0.00	0	0.00	0	0.00	0.01
21	UP SAFETY GLASS WORKS (P) LTD.(03L00702 & IN30133019603612)	38348	0.30	0	0.00	0.00	0	0.00	0	0.00	0.30
22	DECANS SAFTY GLASS WORKS (P) LTD.(D'mat) (IN30231610060863 & 03100700)	169979	1.35	0	0.00	0.00	0	0.00	0	0.00	1.35
<b>TOTAL</b>		<b>830402</b>	<b>6.58</b>	<b>307716</b>	<b>37.06</b>	<b>2.44</b>	<b>0</b>	<b>0.00</b>	<b>0</b>	<b>0.00</b>	<b>6.58</b>
Note: (*) - More than one folio clubbed											

(\*) The term "encumbrance" has the same meaning as assigned to it in regulation 28(3) of the SAST Regulations, 2011

For Trivani Glass Ltd.  
  
 Director Finance

CG MANAGEMENT SERVICES (P) LTD.  
  
 Registrars



(I)(c)(i) Statement showing holding of securities (including shares, warrants, convertible securities) of persons belonging to the category "Public" and holding more than 1% of the total number of shares

TGL-300915

Sr. No.	Name of the shareholder	Number of shares held	Shares as a percentage of total number of shares (i.e., Grand Total (A)+(B)+(C) indicated in Statement at para (I)(a) above)	Details of warrants		Details of convertible securities		Total shares (including underlying shares assuming full conversion of warrants and convertible securities) as a % of diluted share capital
				Number of warrants held	As a % total number of warrants of the same class	Number of convertible securities held	% w.r.t total number of convertible securities of the same class	
1	Life Insurance Corpn. of India PAN - AAACL0582H	432516	3.43	0	0.00	0	0.00	3.43
2	GIL Leasing & Hire Purchase Pvt.Ltd. PAN -	260566	2.06	0	0.00	0	0.00	2.06
3	GIL Real Estate Pvt.Ltd. PAN - AAACG8415E	552374	4.38	0	0.00	0	0.00	4.38
4	PRB Finance Co.Pvt.Ltd. PAN - AABCP3552A	264900	2.10	0	0.00	0	0.00	2.10
5	Stressed Asset Stabilization Fund PAN - AAETS8709G	3531134	27.98	0	0.00	0	0.00	27.98
6	CNI Research Ltd. PAN-AACCC2842H	579295	4.59	0	0.00	0	0.00	4.59
7	Kavita K Jain PAN - AADPJ5687M	225000	1.78	0	0.00	0	0.00	1.78
8	Narinder Jit Singh PAN : ABBPS5477K	129083	1.02	0	0.00	0	0.00	1.02
9	Dipak Kanayalal Shah PAN : AVEPS4654B	128000	1.02	0	0.00	0	0.00	1.02
10	Hemant Kumar Gupta PAN AIOPG9523G	135684	1.08					1.08
<b>TOTAL</b>		<b>6238552</b>	<b>49.44</b>	<b>0</b>	<b>0.00</b>	<b>0</b>	<b>0.00</b>	<b>49.44</b>
Note : (*) - More than one folio clubbed								

**For Triveni Glass Ltd.**

*M. Chatter*  
**Director Finance**

GD MANAGEMENT SERVICES (P) LTD.

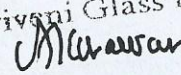
*Om*  
Registrar

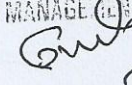


(I)(c)(ii) Statement showing holding of securities (including shares, warrants, convertible securities) of persons (together with PAC) belonging to the category "Public" and holding more than 5% of the total number of shares of the company

TGL-300915

Sr. No.	Name(s) of the shareholder(s) and the Persons Acting in Concert (PAC) with them	Number of shares	Shares as a percentage of total number of shares (i.e., Grand Total (A)+(B)+(C) indicated in Statement at para (I)(a) above)	Details of warrants		Details of convertible securities		Total shares (including underlying shares assuming full conversion of warrants and convertible securities) as a % of diluted share capital
				Number of warrants	As a % total number of warrants of the same class	Number of convertible securities held	% w.r.t total number of convertible securities of the same class	
1	Stressed Asset Stabilization Fund	3531134	27.98	0	0.00	0	0.00	27.98
		3531134	27.98	0	0.00	0	0.00	27.98
TOTAL								
Note : (*) - More than one folio clubbed								

For Triveni Glass Ltd.  
  
 Director Finance

GB MANAGE (INT) SERVICES (P) LTD.  
  
 Registrars















