

(I)(a) Statement showing Shareholding Pattern


Name of the Company:	EUROTEX INDUSTRIES AND EXPORTS LIMITED
Scrip Code, Name of the scrip, class of security:	521014 - EUROTEXIND - EQUITY
Quarter ended:	30.09.2015

Partly paid-up shares:-	No. of partly paid-up shares	As a % of total no. of partly paid-up shares	As a % of total no. of shares of the company
Held by Promoter / Promoters Group	0	0.00	0.00
Held by public	0	0.00	0.00
Total	0	0.00	0.00
Outstanding convertible securities:-	No. of outstanding securities	As a % of total No. of outstanding convertible securities	As a % of total no. of shares of the company, assuming full conversion of the convertible securities
Held by Promoter / Promoters Group	0	0.00	0.00
Held by public	0	0.00	0.00
Total	0	0.00	0.00
Warrants:-	No. of warrants	As a % of total no. of warrants	As a % of total no. of shares of the company, assuming full conversion of warrants
Held by Promoter / Promoters Group	0	0.00	0.00
Held by public	0	0.00	0.00
Total	0	0.00	0.00
Total paid-up capital of the company assuming full conversion of warrants and convertible securities		8749865	



Face Value 10.00

(I) Category code	(II) Category of shareholder	(III) Number of shareholders	(IV) Total number of shares	(V) Number of shares held in dematerialised form	(VI) As a percentage of (A+B)	(VII) As a percentage of (A+B+C)	(VIII) Number of shares pledged or otherwise encumbered	(IX) As a percentage of (VIII)/(VII)*100
(A)	Shareholding of Promoter and Promoter Group							
1	Indian							
(a)	Individuals/Hindu Undivided Family	9	174,935,000	174,935,000	1.9993	1.9993	0.000	0.0000
(b)	Central Government/State Government(s)	0	0.000	0.000	0.0000	0.0000	0.000	0.0000
(c)	Bodies Corporate	4	6,036,692,000	6,036,692,000	68.9918	68.9918	0.000	0.0000
(d)	Financial Institutions / Banks	0	0.000	0.000	0.0000	0.0000	0.000	0.0000
(e)	Any Other (specify)	0	0.000	0.000	0.0000	0.0000	0.000	0.0000
	Sub Total (A)(1)	13	6,211,627,000	6,211,627,000	70.9911	70.9911	0.0000	0.0000
2	Foreign							
(a)	Individuals (Non-Resident Individuals/Foreign Individuals)	0	0.000	0.000	0.0000	0.0000	0.000	0.0000
(b)	Bodies Corporate	0	0.000	0.000	0.0000	0.0000	0.000	0.0000
(c)	Institutions	0	0.000	0.000	0.0000	0.0000	0.000	0.0000
(d)	Any Other (specify)	0	0.000	0.000	0.0000	0.0000	0.000	0.0000
	Sub Total (A)(2)	0	0.000	0.000	0.0000	0.0000	0.0000	0.0000
	Total Shareholding of Promoter and Promoter Group (A)=(A)(1)+(A)(2)	13	6,211,627,000	6,211,627,000	70.9911	70.9911	0.0000	0.0000
(B)	Public shareholding							
1	Institutions							
(a)	Mutual Funds/UTI	8	7,850,000	0.000	0.0897	0.0897		
(b)	Financial Institutions / Banks	5	1,180,000	100,000	0.0135	0.0135		
(c)	Central Government/State Government(s)	1	44,650,000	44,650,000	0.5103	0.5103		
(d)	Venture Capital Funds	0	0.000	0.000	0.0000	0.0000		
(e)	Insurance Companies	0	0.000	0.000	0.0000	0.0000		
(f)	Foreign Institutional Investors	0	0.000	0.000	0.0000	0.0000		
(g)	Foreign Venture Capital Investors	0	0.000	0.000	0.0000	0.0000		
(h)	Any Other (specify)	0	0.000	0.000	0.0000	0.0000		
	Sub Total (B) (1)	14	53,680,000	44,750,000	0.6135	0.6135		



2	Non-institutions											
(a)	Bodies Corporate			168,400.000		156,756.000		1.9246		1.9246		
(b) i)	Individuals - shareholders holding nominal share capital up to Rs. 1 Lakh	6,718	1,677,885.000			1,257,895.000		19.1761		19.1761		
ii)	Individual shareholders holding nominal share capital in excess of Rs. 1 Lakh	20	577,189.000			577,189.000		6.5965		6.5965		
(c)	Non Residents											
i	NRI Rep	15	59,011.000			58,203.000		0.6744		0.6744		
ii	NRI Non -Rept	7	2,073.000			2,073.000		0.0237		0.0237		
iii	OCB	0	0.000			0.000		0.0000		0.0000		
iv	Foreign Bodies	0	0.000			0.000		0.0000		0.0000		
v	Foreign National	0	0.000			0.000		0.0000		0.0000		
vi	Any Other	0	0.000			0.000		0.0000		0.0000		
	Sub Total (B)(2)	6,871	2,484,558.000			2,052,116.000		28.3954		28.3954		
	Total Public Shareholding (B)=-{(B)(1)+{(B)(2)	6,885	2,538,238.000			2,096,866.000		29.0089		29.0089	N.A	N.A
(C)	Total (A)+{(B)	6,898	8,749,865			8,308,493		100.0000		100.0000		
	Shares held by custodians and against which Depository Receipts have been issued											
i	Promoter and Promoter Group	0	0.000			0.000		xxxx		0.0000	N.A	N.A
ii	Public	0	0.000			0.000		xxxx		0.0000	N.A	N.A
	Total Shares held by custodians and against which Depository Receipts have been issued	0	0.000			0.000		xxxx		0.0000	N.A	N.A
	GRAND TOTAL (A)+{(B)+{(C)	6,898	8,749,865.000			8,308,493.000		xxxxx		100.0000	0.0000	0.0000




**(I)(b) Statement showing Shareholding of persons belonging to the category -
"Promoter and Promoter Group"**

Name of the Company: EUROTEX INDUSTRIES AND EXPORTS LIMITED
Scrip Code, Name of the scrip: BSE: 521014 NSE: EUROTEXIND
Class of Security: EQUITY
Quarter Ended: 30.09.2015

**(I)(b) Statement showing Shareholding of persons belonging to the category
Promoter and Promoter Group**

30-Sep-15

Sr. No.	DP ID	Client Id	Name of the shareholder	Total Shares held Number of shares	As a percentage of grand total (A)+(B)+(C)	Shares pledged or otherwise encumbered Number	As a percentage (VI) = (V)/(III)*100	As a % of grand total (A)+(B)+(C) of sub clause (I)(a)	No of Folios
(i)			(ii)	(iii)	(iv)	(v)	(vi)	(vii)	
1	IN300183	12449310	PATODIA SYNTEX LTD	3794812	43.3699	0	0.0000	0.0000	1
2	IN300450	14087517	PBM POLYTEX LIMITED	2231980	25.5087	0	0.0000	0.0000	1
3	IN303069	10121789	RAJIV AGENCIES PVT LTD	7200	0.0823	0	0.0000	0.0000	1
4	IN303069	10121535	THRUST INVST MGT CONS PVT LTD	2700	0.0309	0	0.0000	0.0000	1
5	IN303069	10120583	KRISHAN KUMAR PATODIA	58242	0.6656	0	0.0000	0.0000	1
6	IN302679	30909157	HARI PRASAD SIOTIA	42218	0.4825	0	0.0000	0.0000	1
7	12029700	30392	NARAYAN PATODIA	36000	0.4114	0	0.0000	0.0000	1
8	IN300183	10806500	SHRI RAJIV PATODIA	19300	0.2206	0	0.0000	0.0000	1
9	IN303069	10120591	SHAILJA PATODIA	8800	0.1006	0	0.0000	0.0000	1
10	IN303069	10121334	VEDIKA PATODIA	5000	0.0571	0	0.0000	0.0000	1
11	IN303069	10121326	RITVIKA PATODIA	5000	0.0571	0	0.0000	0.0000	1
12	IN300450	14073418	GOPAL PATODIA	195	0.0022	0	0.0000	0.0000	1
13	IN300450	13444580	MADHU PATODIA	180	0.0021	0	0.0000	0.0000	1
TOTAL				6211627	70.9910	0	0.0000	0.0000	13



(I)©ii Statement showing Shareholding of persons (together with PAC) belonging to the category "Public" and holding more than 5% of the total number of shares

Name of the Company:

EUROTEX INDUSTRIES AND EXPORTS LIMITED

Scrip Code, Name of the scrip:

BSE: 521014 NSE: EUROTEXIND

Class of Security:

EQUITY

Quarter Ended:

30.09.2015

(I)(c) Statement showing Shareholding of persons belonging to the category "Public" and holding more than 5% of the total number of shares				30-Sep-15
Sr. No.	DP ID	Client Id	Name of the shareholder	No of Folios
				Shares as a percentage of total number of shares {i.e., Grand Total (A)+(B)+(C) indicated in Statement at para (I)(a) above}
TOTAL			0	0



(I)(c) Statement showing Shareholding of persons belonging to the category "Public" and holding more than 1% of the total number of shares

Name of the Company:

EUROTEX INDUSTRIES AND EXPORTS LIMITED

Script Code, Name of the scrip:

BSE: 521014 NSE: EUROTEXIND


Class of Security:

EQUITY

Quarter Ended:


30.09.2015

(I)(c)	Statement showing Shareholding of persons belonging to the category "Public" and holding more than 1% of the total number of shares		Statement showing Shareholding of persons belonging to the category "Public" and holding more than 1% of the total number of shares		30-Sep-15	
Sl. No.	DP ID	Client Id	Name of the shareholder	Number of shares	Shares as a percentage of total number of shares {i.e., Grand Total (A)+(B)+(C) indicated in Statement at para (I)(a) above}	No of Folios
1	12027000	00007351	SANTOSH SITARAM GOENKA	178045	2.0348	1
TOTAL				178045	2.0348	1



(l)(d) Statement showing details of locked-in shares


NAME OF THE COMPANY: EUROTEX INDUSTRIES AND EXPORTS LIMITED
SCRIP CODE, NAME OF THE SCRIP: BSE: 521014 NSE: EUROTEXIND
CLASS OF SECURITY: EQUITY
QUARTER ENDED: 30.09.2015

<u>(l)(d) Statement showing details of locked-in shares</u>		30-Sep-15
Sr. No.	Name of the shareholder	Category of Shareholder
		Lock in date
		Number of locked-in shares
		Locked-in shares as a percentage of total number of shares (i.e., Grand Total (A)+(B)+(C) indicated in Statement at para (l)(a) above}
		
TOTAL		0
		0

(II)(a) Statement showing details of Depository Receipts (DRs)

NAME OF THE COMPANY: EUROTEX INDUSTRIES AND EXPORTS LIMITED
SCRIP CODE, NAME OF THE SCRIP: BSE: 521014 NSE: EUROTEXIND
CLASS OF SECURITY: EQUITY
QUARTER ENDED: 30.09.2015

(II)(a) Statement showing details of Depository Receipts (DRs)		30-Sep-15	
Sr. No.	Type of outstanding DR (ADRs, GDRs, SDRs, etc.)	Number of outstanding DRs	No of Folios
		0	
		0	
TOTAL		0	0



(II)(b) Statement showing Holding of Depository Receipts (DRs), where underlying shares held by 'Promoter / Promoter Group' are in excess of 1% of the total number of shares

Name of the Company: EUROTEX INDUSTRIES AND EXPORTS LIMITED
Scrip Code, Name of the scrip: BSE: 521014 NSE: EUROTIXIND
Class of Security EQUITY
Quarter Ended: 30.09.2015

(II)(b) Statement showing Holding of Depository Receipts (DRs), where underlying shares held by 'promoter / promoter group' are in excess of 1% of the total number of shares				30-Sep-15	
Sr. No.	DP ID	Client Id	Name of the DR Holder	No of Folios	
			Type of outstanding DR (ADRs, GDRs, SDRs, etc.)	Number of shares underlying outstanding DRs	
			Shares underlying outstanding DRs as a percentage of total number of shares {i.e., Grand Total (A)+(B)+(C)}	No of Folios	
				0	0
TOTAL				0	0

