

PART-1
CONSOLIDATED UNAUDITED FINANCIAL RESULTS FOR THE QUARTER AND HALF YEAR ENDED SEPTEMBER 30, 2015

(Rs. in Lacs except for shares and EPS)


Sl No.	PARTICULARS	Quarter Ended			Half Year Ended		Year Ended
		30.09.2015 (Unaudited)	30.06.2015 (Unaudited)	30.09.2014 (Unaudited)	30.09.2015 (Unaudited)	30.09.2014 (Unaudited)	31.03.2015 (Audited)
1	Income from Operations						
	Gross Sales Manufacturing	97,523.29	98,322.68	84020.46	1,95,845.97	1,65,857.70	3,34,609.88
	Less: Excise Duty	11,092.00	11,022.11	8903.20	22,114.11	18,230.08	34,345.68
	Net Manufacturing Sales	86,431.29	87,300.57	75,117.26	1,73,731.86	1,47,627.62	3,00,264.20
	Trading Sales	19,221.65	9,205.26	236.29	28,426.91	652.19	1,113.48
	Total Income from Operations (Net)	1,05,652.94	96,505.83	75,353.55	2,02,158.77	1,48,279.81	3,01,377.68
2	Expenses						
	(a) Consumption of Raw Materials	76,805.16	75,655.25	68,707.70	1,52,460.41	1,32,909.16	2,69,946.73
	(b) Purchase of traded goods	18,653.83	9,012.08	216.84	27,665.91	604.46	1,090.61
	(c) Changes in inventories of finished goods, work in progress and stock in trade.	(379.80)	2,561.37	(1,179.89)	2,181.57	47.74	(393.07)
	(d) Employees Benefit Expense	1,499.12	1,382.65	857.02	2,881.77	1,661.04	3,924.45
	(e) Depreciation & Amortisation Expense	764.87	726.00	478.02	1,490.87	937.81	2,200.72
	(f) Other Expenditure (Any item exceeding 10% of the total expenses relating to continuing operations to be shown separately)	2,170.94	2,269.06	1,827.99	4,440.00	3,227.49	8,490.40
	Total Expenses	99,514.12	91,606.41	70,907.68	1,91,120.53	1,39,387.70	2,85,259.84
3	Profit / (Loss) from operations before other income, finance costs and exceptional items (1-2)	6,138.82	4,899.42	4,445.87	11,038.24	8,892.11	16,117.84
4	Other Income	209.67	156.21	54.70	365.88	163.44	300.04
5	Profit from ordinary activities before finance cost and exceptional items	6,348.49	5,055.63	4,500.57	11,404.12	9,055.55	16,417.88
6	Finance Costs	1,675.15	1,614.17	1,670.95	3,289.32	3,257.34	6,645.29
7	Profit from ordinary activities after finance costs but before exceptional items	4,673.34	3,441.46	2,829.62	8,114.80	5,798.21	9,772.59
8	Exceptional Item	1,615.76	142.38	-	1,758.14	-	5.30
9	Profit from ordinary activities before Tax	3,057.58	3,299.08	2,829.62	6,356.66	5,798.21	9,767.29
10	Tax Expense						
	-Current Tax	1,110.11	926.12	354.85	2,036.23	1,001.55	1,157.53
	-Deferred Tax	(60.38)	188.45	538.93	128.07	874.50	2,234.09
11	Net Profit from ordinary activities after tax	2,007.85	2,184.51	1,935.84	4,192.36	3,922.16	6,375.67
12	Extraordinary Item (net of tax expenses)	-	-	-	-	-	-
13	Net Profit for the period	2,007.85	2,184.51	1,935.85	4,192.36	3,922.16	6,375.67
14	Share of profit/(loss) of associates	-	-	-	-	-	-
15	Minority Interest	-	-	-	-	-	-
16	Net Profit/(loss) after taxes, minority interest and share of profit/ (loss) of associated (13+14+15)	2,007.85	2,184.51	1,935.85	4,192.36	3,922.16	6,375.67
17	Paid-up Equity Shares Capital (Face value of Rs. 10/- each)	2,343.86	2,343.86	2,343.86	2,343.86	2,343.86	2,343.86
18	Reserves excluding Revaluation Reserve, as per Balance Sheet of Previous Year	-	-	-	-	-	44,865.54
19 (i)	Earning Per Shares (EPS before extraordinary items)						
	- Basic (in Rupees, not annualised)	8.57	9.32	8.26	17.89	16.73	27.20
	- Diluted (in Rupees, not annualised)	8.57	9.32	8.26	17.89	16.73	27.20
19 (ii)	Earning Per Shares (EPS after extraordinary items)						
	- Basic (in Rupees, not annualised)	8.57	9.32	8.26	17.89	16.73	27.20
	- Diluted (in Rupees, not annualised)	8.57	9.32	8.26	17.89	16.73	27.20

PART-2 Select Information for the Quarter and Half Year Ended September 30, 2015

Sl No.	PARTICULARS	Quarter Ended			Half Year Ended		Year Ended
		30.09.2015 (Unaudited)	30.06.2015 (Unaudited)	30.09.2014 (Unaudited)	30.09.2015 (Unaudited)	30.09.2014 (Unaudited)	31.03.2015 (Audited)
A	PARTICULARS OF SHAREHOLDING						
1	Public Shareholding						
	-Number of Shares	1,35,06,999	1,35,06,999	1,31,85,099	1,35,06,999	1,31,85,099	1,34,85,099
	-Percentage of Shareholding	57.627	57.627	56.254	57.627	56.254	57.534
2	Promoters & Promoter Group Shareholding						
	a) Pledged/Encumbered						
	-Number of Shares	0	0	0	0	0	0
	-Percentage to total Promoter Shareholding	0.000	0.000	0.000	0.000	0.000	0.000
	-Percentage to total Share Capital	0.000	0.000	0.000	0.000	0.000	0.000
	b) Non-encumbered						
	-Number of Shares	99,31,637	99,31,637	1,02,53,537	99,31,637	1,02,53,537	99,53,537
	-Percentage to total Promoter Shareholding	100.000	100.000	100.000	100.000	100.000	100.000
	-Percentage to total Share Capital	42.373	42.373	43.746	42.373	43.746	42.466

Particulars	3 months ended as on 30-09-2015
B. Investor Complaints	
Pending at the beginning of the quarter	Nil
Received during the quarter	Nil
Disposed during the quarter	Nil
Remaining unresolved during the quarter	Nil

[Signature]
9/11/15



APL Apollo Tubes Limited

Regd. Office: 37, Hargobind Enclave, Vikas Marg, New Delhi - 110 092

PART-1 STANDALONE UNAUDITED FINANCIAL RESULTS FOR THE QUARTER AND HALF YEAR ENDED SEPTEMBER 30, 2015

(Rs. in Lacs except for shares and EPS)


Sl No.	PARTICULARS	Quarter Ended			Half Year Ended		Year Ended
		30.09.2015 (Unaudited)	30.06.2015 (Unaudited)	30.09.2014 (Unaudited)	30.09.2015 (Unaudited)	30.09.2014 (Unaudited)	31.03.2015 (Audited)
1	Income from Operations						
	(a) Net Sales /Income from Operations:						
	Gross Sales Mfg	49,558.94	50,198.38	47,125.06	99,757.32	96,438.69	1,91,699.76
	Less:Excise Duty	5,564.65	5,180.65	5,276.51	10,745.30	10,494.03	20,079.72
	Net Manufacturing Sales	43,994.29	45,017.73	41,848.55	89,012.02	85,944.66	1,71,620.04
	Trading Sales	22,631.70	16,315.78	6,610.79	38,947.48	15,808.83	30,090.91
	Total Income from Operations (Net)	66,625.99	61,333.51	48,459.34	1,27,959.50	1,01,753.49	2,01,710.95
2	Expenses						
	(a) Consumption of Raw Materials	39,956.53	39,666.40	38,585.97	79,622.93	79,552.78	1,53,035.37
	(b) Purchase of traded goods	22,225.04	15,952.31	6,545.34	38,177.35	15,655.41	29,471.42
	(c) Changes in inventories of finished goods, work in progress and stock in trade.	23.66	1,506.29	(555.45)	1,529.95	(1,013.55)	1,669.29
	(d) Employees Benefit Expense	864.86	808.42	455.23	1,673.28	893.96	2,332.59
	(e) Depreciation & Amortisation Expense	387.87	388.85	323.56	776.72	636.83	1,201.28
	(f) Other Expenditure (Any item exceeding 10% of the total expenses relating to continuing operations to be shown separately)	1,203.17	1,169.84	920.39	2,373.01	2,070.34	5,754.39
	Total Expenses	64,661.13	59,492.11	46,275.04	1,24,153.24	97,795.77	1,93,464.34
3	Profit / (Loss) from operations before other income, finance costs and exceptional items (1-2)	1,964.86	1,841.40	2,184.30	3,806.26	3,957.72	8,246.61
4	Other Income	1,613.86	83.69	-	1,697.55	108.74	1,182.64
5	Profit from ordinary activities before finance cost and exceptional items	3,578.72	1,925.09	2,184.30	5,503.81	4,066.46	9,429.25
6	Finance Costs	1,184.41	1,211.14	1,173.99	2,395.55	2,235.11	5,015.36
7	Profit from ordinary activities after finance costs but before exceptional items	2,394.31	713.95	1,010.31	3,108.26	1,831.35	4,413.89
8	Exceptional Item	1,615.76	142.38	-	1,758.14	-	(9.28)
9	Profit from ordinary activities before Tax	778.55	571.57	1,010.31	1,350.12	1,831.35	4,423.17
10	Tax Expense						
	-Current Tax	160.54	123.37	162.39	283.91	288.83	281.82
	-Deferred Tax	(371.58)	70.99	182.23	(300.59)	329.85	996.00
11	Net Profit from ordinary activities after tax	989.59	377.21	665.69	1,366.80	1,212.67	3,145.35
12	Extraordinary Item (net of tax expenses)	-	-	-	-	-	-
13	Net Profit for the period	989.59	377.21	665.69	1,366.80	1,212.67	3,145.35
14	Share of profit/(loss) of associates	-	-	-	-	-	-
	Net Profit/(loss) after taxes, minority interest and share of profit/ (loss) of associated (13+14+15)	989.59	377.21	665.69	1,366.80	1,212.67	3,145.35
16	Paid-up Equity Shares Capital (Face value of Rs. 10/- each)	2,343.86	2,343.86	2,343.86	2,343.86	2,343.86	2,343.86
17	Reserves excluding Revaluation Reserve, as per Balance Sheet of Previous Year	-	-	-	-	-	31,837.47
18i	Earning Per Shares (EPS before extraordinary items)						
	- Basic (in Rupees, not annualised)	4.22	1.61	2.84	5.83	5.17	13.42
	- Diluted (in Rupees, not annualised)	4.22	1.61	2.84	5.83	5.17	13.42
18ii	Earning Per Shares (EPS after extraordinary items)						
	- Basic (in Rupees, not annualised)	4.22	1.61	2.84	5.83	5.17	13.42
	- Diluted (in Rupees, not annualised)	4.22	1.61	2.84	5.83	5.17	13.42

PART-2 Select Information for the Quarter and Half Year Ended September 30, 2015

Sl No.	PARTICULARS	Quarter Ended			Half Year Ended		Year Ended
		30.09.2015 (Unaudited)	30.06.2015 (Unaudited)	30.09.2014 (Unaudited)	30.09.2015 (Unaudited)	30.09.2014 (Unaudited)	31.03.2015 (Audited)
A	PARTICULARS OF SHAREHOLDING						
1	Public Shareholding						
	-Number of Shares	1,35,06,999	1,35,06,999	1,31,85,099	1,35,06,999	1,31,85,099	1,34,85,099
	-Percentage of Shareholding	57.627	57.627	56.254	57.627	56.254	57.534
2	Promoters & Promoter Group Shareholding						
	a) Pledged/Encumbered						
	-Number of Shares	0	0	0	0	0	0
	-Percentage to total Promoter Shareholding	0.000	0.000	0.000	0.000	0.000	0.000
	-Percentage to total Share Capital	0.000	0.000	0.000	0.000	0.000	0.000
	b) Non-encumbered						
	-Number of Shares	99,31,637	99,31,637	1,02,53,637	99,31,637	1,02,53,637	99,53,637
	-Percentage to total Promoter Shareholding	100.000	100.000	100.000	100.000	100.000	100.000
	-Percentage to total Share Capital	42.373	42.373	43.746	42.373	43.746	42.466

Particulars	3 months ended as on 30-09-2015
B. Investor Complaints	
Pending at the beginning of the quarter	Nil
Received during the quarter	Nil
Disposed during the quarter	Nil
Remaining unresolved during the quarter	Nil

9/10/15




APL Apollo Tubes Limited
Regd. Office: 37, Hargobind Enclave, Vikas Marg, New Delhi – 110 092

Statement of Assets and Liabilities

Rs. in lacs

Equity and Liabilities	Standalone		Consolidated	
	As at September 30, 2015	As at March 31, 2015	As at September 30, 2015	As at March 31, 2015
	(Unaudited)	(Audited)	(Unaudited)	(Audited)
(1) Shareholder's Funds				
(a) Share Capital	2,343.86	2,343.86	2,343.86	2,343.86
(b) Reserves and Surplus	33,411.28	31,837.47	49,080.19	44,865.54
(2) Non-Current Liabilities				
(a) Long-Term Borrowings	17,471.36	8,360.07	23,093.80	14,166.58
(b) Deferred Tax Liabilities (Net)	4,153.84	4,454.43	7,574.08	7,446.01
(c) Other Long Term Liabilities	5.00	5.00	7.00	7.00
(d) Long Term Provisions	163.61	119.21	353.93	301.69
(3) Current Liabilities				
(a) Short-Term Borrowings	29,019.82	27,204.68	39,605.54	29,255.81
(b) Trade Payables	12,815.62	3,976.09	17,180.25	20,627.80
(c) Other Current Liabilities	6,634.43	6,969.97	8,725.81	6,295.01
(d) Short-Term Provisions	522.10	2,007.42	1,289.18	3,694.57
Total Equity and Liabilities	1,06,540.92	87,278.20	1,49,253.64	1,29,003.87
II. ASSETS				
(1) Non-Current Assets				
(a) Fixed Assets	33,242.69	31,886.90	61,712.80	59,510.26
(b) Goodwill on Consolidation	-	-	1,990.00	1,990.00
(c) Non-current investments	9,134.50	8,809.57	1,458.47	1,906.47
(d) Long term loans and advances	7,396.10	6,659.39	4,576.17	3,724.68
(e) Other non-current assets	-	1,149.48	3.12	1,152.60
(2) Current Assets				
(a) Inventories	24,334.37	18,334.58	41,136.81	31,956.93
(b) Trade receivables	26,240.70	13,226.68	27,325.01	17,949.08
(c) Cash and cash equivalents	1,686.33	945.09	2,352.19	1,920.70
(d) Short-term loans and advances	4,245.99	5,321.10	8,341.52	7,894.13
(e) Other current assets	260.24	945.41	357.55	999.02
Total Assets	1,06,540.92	87,278.20	1,49,253.64	1,29,003.87

APL
9/16/15



Notes

The above Unaudited Financial Results have been reviewed by Audit Committee and approved and taken on record by the Board of Directors in their meetings held on November 9, 2015.

#The Statutory Auditors have carried out the 'Limited Review' of the standalone financial results of the Company for the quarter and half year ended September 30, 2015 in accordance with Clause 41 of the listing agreement.

The consolidated financial results have been prepared in accordance with the AS-21 issued by the ICAI and comprise the financial results of APL Apollo Tubes Ltd. and its' wholly owned subsidiaries.

Current tax expenses are net off MAT Credit entitlement, if any.

The above consolidated results for the quarter and six months ended September 30, 2015 includes Inventory Loss of Rs. 13.52 crores and 34.54 crores respectively due to reduction in steel prices during the period.

During the period ended September 30, 2015, the brand image expenses carry forward from the previous year aggregating Rs. 17.58 crores have been fully written off.

The standalone results of the company are available at company's and stock exchanges' website i.e. www.aplapollo.com, www.nseindia.com and www.bseindia.com.

The Company operates only in one segment i.e. manufacturing of Infrastructure Products.


Previous year/ period figures have been regrouped / reclassified / recasted, wherever necessary.

Delhi 110 092
November 9, 2015

for **APL APOLLO TUBES LIMITED**


ASHOK K. GUPTA
MANAGING DIRECTOR


www.aplapollo.com



**INDEPENDENT AUDITORS' REVIEW REPORT
TO THE BOARD OF DIRECTORS OF
APL APOLLO TUBES LIMITED**

1. We have reviewed the accompanying Statement of Standalone Unaudited Financial Results of **APL APOLLO TUBES LIMITED** ("the Company") for the Quarter and half year ended September 30, 2015 ("the Statement"), being submitted by the Company pursuant to the requirement of Clause 41 of the Listing Agreements with the Stock Exchanges, except for the disclosures in Part II - Select Information referred to in paragraph 4 below. This Statement is the responsibility of the Company's Management and has been approved by the Board of Directors. Our responsibility is to issue a report on the Statement based on our review.
2. We conducted our review of the Statement in accordance with the Standard on Review Engagements (SRE) 2410 'Review of Interim Financial Information Performed by the Independent Auditor of the Entity', issued by the Institute of Chartered Accountants of India. This Standard requires that we plan and perform the review to obtain moderate assurance as to whether the Statement is free of material misstatement. A review is limited primarily to inquiries of Company personnel and analytical procedures applied to financial data and thus provides less assurance than an audit. We have not performed an audit and, accordingly, we do not express an audit opinion.
3. Based on our review conducted as stated above, nothing has come to our attention that causes us to believe that the accompanying Statement, prepared in accordance with the Accounting Standards specified under Section 133 of the Companies Act, 2013, read with Rule 7 of the Companies (Accounts) Rules, 2014 and other accounting principles generally accepted in India, has not disclosed the information required to be disclosed in terms of Clause 41 of the Listing Agreements with the Stock Exchanges, including the manner in which it is to be disclosed, or that it contains any material misstatement.
4. Further, we also report that we have traced the number of shares as well as the percentage of shareholding in respect of the aggregate amount of public shareholding and the number of shares as well as the percentage of shares pledged/encumbered and non-encumbered in respect of the aggregate amount of promoters and promoter group shareholding in terms of Clause 35 of the Listing Agreements with the Stock Exchanges and the particulars relating to investor complaints disclosed in Part II - Select Information for the Quarter and half year ended September 30, 2015 of the Statement, from the details furnished by the Registrars.

For **DELOITTE HASKINS & SELLS LLP**
Chartered Accountants
(Firm's Registration No. 117366W/W-100018)



RASHIM TANDON
Partner
(Membership No. 95540)

New Delhi
November 9, 2015