

Best Eastern Hotels Ltd.

CIN : L99999MH1943PLC040199

Regd. Offi.: 401, Chartered House, 293/297, Dr. C. H. Street,

Near Marine Lines Church, Mumbai-400 002.

☎ : 022-2207 8191 / 8292 ● Fax : 2206 1324

email : booking@ushaascot.com ● www : ushaascot.com




**UNAUDITED FINANCIAL RESULTS (PROVISIONAL)
FOR THE QUARTER & HALF YEAR ENDED ON 30TH SEPTEMBER, 2015**

(Rs. In Lakhs)

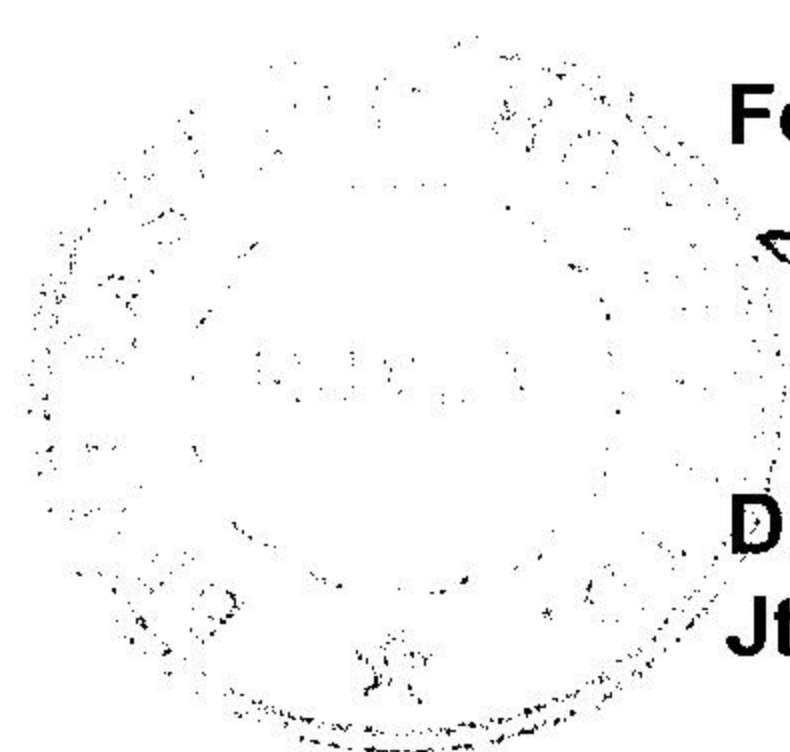
| Sl. No | Particulars | Quarter ended (30/09/2015) | Quarter ended (30/06/2015) | Quarter ended (30/09/2014) | Half Year ended (30/09/2015) | Half Year ended (30/09/2014) | Year ended (31/03/2015) |
|--------|---|----------------------------|----------------------------|----------------------------|------------------------------|------------------------------|-------------------------|
| | | Unaudited & Reviewed | Unaudited & Reviewed | Unaudited & Reviewed | Unaudited & Reviewed | Unaudited & Reviewed | Audited |
| 1 | (a) Net Sales/Income from Operations | 76.75 | 166.26 | 70.32 | 243.01 | 239.90 | 484.73 |
| | (b) Other Operating Income | - | - | 0.22 | - | 0.22 | 0.60 |
| 2 | <u>Expenditure</u> | | | | | | |
| | a. Increase/decrease in stock in trade and work in progress | - | - | - | - | - | - |
| | b. Consumption of raw materials | 8.43 | 20.14 | 10.03 | 28.57 | 37.96 | 68.20 |
| | c. Purchase of traded goods | 2.43 | 1.42 | 0.88 | 3.85 | 3.12 | 5.06 |
| | d. Employees cost | 30.24 | 33.06 | 30.68 | 63.30 | 59.51 | 122.81 |
| | e. Depreciation | 15.51 | 15.52 | 13.47 | 31.03 | 26.94 | 62.06 |
| | f. Power & fuel | 9.63 | 12.80 | 8.72 | 22.43 | 22.55 | 43.01 |
| | g. Other expenditure | 18.30 | 43.06 | 21.10 | 61.36 | 60.74 | 113.43 |
| | h. Total | 84.54 | 126.00 | 84.88 | 210.54 | 210.82 | 414.57 |
| 3 | Profit from Operations before Other Income, Interest and Exceptional Items (1-2) | (7.79) | 40.26 | (14.34) | 32.47 | 29.30 | 70.76 |
| 4 | Other Income | - | - | - | - | - | 2.71 |
| 5 | Profit before Interest and Exceptional Items (3+4) | (7.79) | 40.26 | (14.34) | 32.47 | 29.30 | 73.47 |
| 6 | Interest | 8.75 | 9.62 | 4.92 | 18.37 | 9.67 | 22.95 |
| 7 | Profit after Interest but before Exceptional Items (5-6) | (16.54) | 30.64 | (19.26) | 14.10 | 19.63 | 50.52 |
| 8 | Exceptional items | - | - | - | - | - | - |
| 9 | Profit (+)/ Loss (-) from Ordinary Activities before tax (7+8) | (16.54) | 30.64 | (19.26) | 14.10 | 19.63 | 50.52 |
| 10 | Tax expense | (4.64) | 9.95 | (10.12) | 5.31 | 3.44 | 12.48 |
| 11 | Net Profit (+)/ Loss (-) from Ordinary Activities after tax (9-10) | (11.90) | 20.69 | (9.14) | 8.79 | 16.19 | 38.04 |
| 12 | Extraordinary Items (net of tax expense) | - | - | - | - | - | - |
| 13 | Net Profit(+)/ Loss(-) for the period (11-12) | (11.90) | 20.69 | (9.14) | 8.79 | 16.19 | 38.04 |
| 14 | Paid-up equity share capital (Face Value of Rs.2/- each) | 168.50 | 168.50 | 168.50 | 168.50 | 168.50 | 168.50 |
| 15 | Reserves excluding Revaluation Reserves as per balance sheet of previous accounting year | - | - | - | - | - | 127.85 |
| 16 | Earnings Per Share (EPS) | | | | | | |
| | a) Basic and diluted EPS before Extraordinary items for the period, for the year to date and for the previous year (not to be annualized) | (0.07) | 0.12 | (0.05) | 0.05 | 0.10 | 0.12 |
| | b) Basic and diluted EPS after Extraordinary items for the period, for the year to date and for the previous year (not to be annualized) | (0.07) | 0.12 | (0.05) | 0.05 | 0.10 | 0.12 |
| 17 | Public Shareholding | | | | | | |
| | - No. of shares | 4,212,500 | 4,212,500 | 4,212,500 | 4,212,500 | 4,212,500 | 4,212,500 |
| | - Percentage of shareholding | 25.00 | 25.00 | 25.00 | 25.00 | 25.00 | 25.00 |
| 18 | Promoters & promoter group shareholding | | | | | | |
| | a) Pledged / Encumbered | | | | | | |
| | - No. of shares | - | - | - | - | - | - |
| | Percentage of shares (as a % of the total shareholding of promoter and promoter group) | - | - | - | - | - | - |
| | Percentage of shares (as a % of the total total share capital of the company) | - | - | - | - | - | - |
| | b) Non Encumbered | | | | | | |
| | - No. of shares | 12,637,500 | 12,637,500 | 12,637,500 | 12,637,500 | 12,637,500 | 12,637,500 |
| | Percentage of shares (as a % of the total shareholding of promoter and promoter group) | 100.00 | 100.00 | 100.00 | 100.00 | 100.00 | 100.00 |
| | Percentage of shares (as a % of the total share capital of the company) | 75.00 | 75.00 | 75.00 | 75.00 | 75.00 | 75.00 |

Cont.....2



| Statement of Assets and Liabilities | | As at Half year ended on 30/9/2015 Unaudited | As at Half year ended on 30/9/2014 Unaudited |
|-------------------------------------|--|--|--|
| Particulars | | | |
| A | EQUITY AND LIABILITIES | | |
| 1 | Shareholders' funds | | |
| | (a) Share capital | 288.50 | 288.50 |
| | (b) Reserves and surplus | 136.58 | 155.79 |
| | (c) Money received against share warrants | - | - |
| | Sub-total - Shareholders' funds | 425.08 | 444.29 |
| 2 | Share application money pending allotment | - | - |
| 3 | Minority interest * | - | - |
| 4 | Non-current liabilities | | |
| | (a) Long-term borrowings | 63.78 | 169.14 |
| | (b) Deferred tax liabilities (net) | 75.76 | 77.11 |
| | (c) Other long-term liabilities | - | - |
| | (d) Long-term provisions | - | - |
| | Sub-total - Non-current liabilities | 139.54 | 246.25 |
| 5 | Current liabilities | | |
| | (a) Short-term borrowings | 225.68 | 36.85 |
| | (b) Trade payables | 37.27 | 58.95 |
| | (c) Other current liabilities | 77.61 | 44.74 |
| | (d) Short-term provisions | 11.56 | 12.12 |
| | Sub-total - Current liabilities | 352.12 | 152.66 |
| | TOTAL - EQUITY AND LIABILITIES | 916.74 | 843.20 |
| B | ASSETS | | |
| 1 | Non-current assets | | |
| | (a) Fixed assets | 815.88 | 767.12 |
| | (b) Goodwill on consolidation * | - | - |
| | (c) Non-current investments | - | - |
| | (d) Deferred tax assets (net) | - | - |
| | (e) Long-term loans and advances | - | - |
| | (f) Other non-current assets | - | - |
| | Sub-total - Non-current assets | 815.88 | 767.12 |
| 2 | Current assets | | |
| | (a) Current investments | - | - |
| | (b) Inventories | 10.01 | 7.62 |
| | (c) Trade receivables | 7.91 | 7.63 |
| | (d) Cash and cash equivalents | 50.54 | 15.33 |
| | (e) Short-term loans and advances | 32.40 | 45.50 |
| | (f) Other current assets | - | - |
| | Sub-total - Current assets | 100.86 | 76.08 |
| | TOTAL - ASSETS | 916.74 | 843.20 |

For Best Eastern Hotels Ltd.

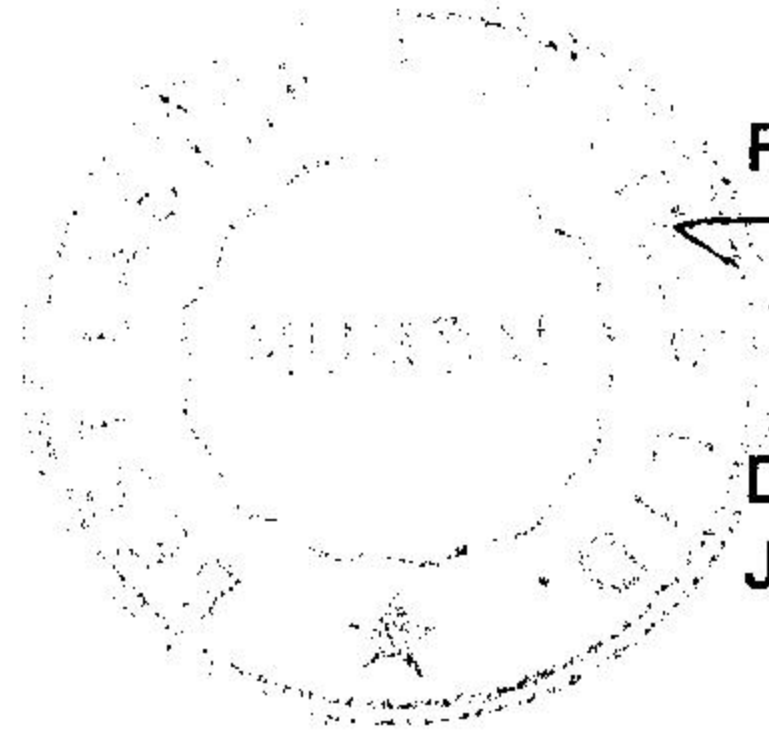


Dilip V. Kothari
Dilip V. Kothari
Jt. Managing Director

Mumbai, 14th November, 2015

Notes:

- 1 The above financial results have been taken on record at the meeting of the Board of Directors held on 14/11/2015.
- 2 As the Company's business fall within a single segment, the disclosure requirement of Accounting Standard (AS-17) "Segment Reporting" issued by the institute of Chartered Accountants of India is not applicable.
- 3 The Company did not have any investor complaints pending at the beginning of the Quarter, did not receive any investor complaints during the quarter and hence there are no complaints lying unresolved at the end of quarter on 30th September, 2015.
- 4 The statutory auditors have carried out a limited review of the accounts for the quarter ended 30/09/2015.
- 5 Previous Quarter/Year figures have been regrouped / rearranged / re-stated wherever considered necessary.



For Best Eastern Hotels Ltd.

Dilip V. Kothari
Dilip V. Kothari
Jt. Managing Director

Mumbai, 14th November, 2015




AMAR BAFNA & ASSOCIATES
CHARTERED ACCOUNTANTS

LIMITED REVIEW REPORT

To,
The Board of Directors,
Best Eastern Hotels Ltd.
401, Chartered House,
293/299, Dr. C. H. Street,
Mumbai – 400 002

1. We have received the accompanying statement of unaudited financial results of **Best Eastern Hotels Ltd.** for the quarter ended September 30, 2015 except for the disclosures regarding 'Public Shareholding' and 'Promoter and Promoter Group Shareholding' which have been traced from disclosures made by the management and have not been audited by us. This statement is the responsibility of the Company's Management and has been approved by the board of Directors / Committee of Board of Directors. Our responsibility is to issue a report on these financial statements based on our review.
2. We conducted our review in accordance with the Standard on Review Engagement (SRE) 2400, "Engagements to Review Financial Statements issued by the Institute of Chartered Accountants of India. This standard requires that we plan & perform the review to obtain moderate assurance as to whether the financial statements are free of material statement. A review is limited primarily to enquiries of company personnel and an analytical procedure applied to financial data and thus provides less assurance than an audit. We have not performed an audit and accordingly, we do not express an audit opinion.
3. Based on our review conducted as above, nothing has come to our attention that causes us to believe that the accompanying statement of unaudited financial results prepared in all material respects, in accordance with applicable accounting standards as per Section 133 of the Companies Act, 2013, read with Rule 7 of the Companies (Accounts) Rules, 2014 and other recognized accounting practices and policies has not disclosed the information required to be disclosed in terms of Clause 41 of the Listing Agreement, including the manner in which it is to be disclosed, or that it contains any material misstatement.

For Amar Bafna & Associates
Chartered Accountants
Firm Regn. No. 114854W


Amar Bafna
Partner
Membership No.: 048639
Place : Mumbai
Date : 14/11/2015

