


**Aurionpro Solutions Limited**

**Statement of Standalone Unaudited Financial Results for the quarter and half year ended 30 September 2015**

							(Rs.in Lakhs)	
PART-I	Sr. No.	Particulars	Quarter ended			Half year ended		
			30 September 2015	30 June 2015	30 September 2014	30 September 2015	30 September 2014	Year ended 31 March 2015
			Unaudited	Unaudited	Unaudited	Unaudited	Unaudited	Audited
1		<b>Income from Operations</b>						
	(a)	Net sales / income from operations	3,649.09	4,368.57	6,272.72	8,017.66	12,539.88	
	(b)	Other operating income	-	-	-	-	-	
		<b>Total income from operations</b>	<b>3,649.09</b>	<b>4,368.57</b>	<b>6,272.72</b>	<b>8,017.66</b>	<b>12,539.88</b>	
2		<b>Expenses</b>						
	(a)	Software development and related expenses	804.06	656.41	3,782.31	1,460.47	6,854.81	
	(b)	Changes in inventories of finished goods, work-in-progress and stock-in-trade	(114.14)	174.55	15.00	60.41	754.25	
	(c)	Employee benefits expense	1,967.01	1,912.85	1,498.86	3,879.86	2,828.85	
	(d)	Depreciation and amortisation expense	223.17	204.40	161.60	427.57	321.08	
	(e)	Other expenses	614.03	961.43	707.82	1,575.46	1,266.59	
		<b>Total expenses</b>	<b>3,494.13</b>	<b>3,909.64</b>	<b>6,165.59</b>	<b>7,403.77</b>	<b>12,025.58</b>	
3		Profit from operations before other income, finance costs and exceptional items (1-2)	154.96	458.93	107.13	613.89	514.30	
4		Other income	673.64	441.43	497.64	1,115.07	584.36	
5		<b>Profit from ordinary activities before finance costs and exceptional items (3+4)</b>	<b>828.60</b>	<b>900.36</b>	<b>604.77</b>	<b>1,728.96</b>	<b>1,098.66</b>	
6		Finance costs	216.99	184.61	238.35	401.60	495.26	
7		<b>Profit from ordinary activities after finance costs but before exceptional items (5-6)</b>	<b>611.61</b>	<b>715.75</b>	<b>366.42</b>	<b>1,327.36</b>	<b>603.40</b>	
8		Exceptional items	-	-	-	-	-	
9		<b>Profit from ordinary activities before tax ( 7-8 )</b>	<b>611.61</b>	<b>715.75</b>	<b>366.42</b>	<b>1,327.36</b>	<b>603.40</b>	
10		Tax expenses	245.35	173.44	46.38	418.79	120.26	
11		<b>Net profit from ordinary activities after tax ( 9-10 )</b>	<b>366.26</b>	<b>542.31</b>	<b>320.04</b>	<b>908.57</b>	<b>483.14</b>	
12		Extraordinary Items ( net of tax expenses)	-	-	-	-	-	
13		<b>Net profit for the period (11-12)</b>	<b>366.26</b>	<b>542.31</b>	<b>320.04</b>	<b>908.57</b>	<b>483.14</b>	
14		Paid up equity share capital ( Face value of Rs 10 each)	1,985.43	1,985.43	1,821.57	1,985.43	1,821.57	
15		Reserves excluding revaluation reserves	-	-	-	-	-	
16		<b>Earning per share (EPS) (of Rs 10 each) (not annualized) (Rs)</b>						
		Before extraordinary items						
		Basic (in Rs.)	1.84	2.73	1.77	4.58	2.67	
		Diluted (in Rs.)	1.84	2.73	1.75	4.58	2.65	
		After extraordinary items						
		Basic (in Rs.)	1.84	2.73	1.77	4.58	2.67	
		Diluted (in Rs.)	1.84	2.73	1.75	4.58	2.65	
		See accompanying notes to the financial results						
PART-II Select Information for the quarter and half year ended 30 September 2015								
A		<b>PARTICULARS OF SHAREHOLDING</b>						
1		Public shareholding						
		Number of shares	13,495,372	13,495,372	11,828,080	13,495,372	11,828,080	
		Percentage of shareholding	67.97%	67.97%	64.93%	67.97%	64.93%	
2		Promoters and promoter group Shareholding						
		a) Pledged/Encumbered - Number of shares	3,614,000	3,614,000	3,614,000	3,614,000	3,614,000	
		Percentage of shares (as a % of the total shareholding of promoter and promoter group)	56.83%	56.83%	56.58%	56.83%	56.58%	
		Percentage of shares (as a % of the total share capital of the company)	18.20%	18.20%	19.84%	18.20%	19.84%	
		b) Non-encumbered - Number of Shares	2,744,946	2,744,946	2,773,618	2,744,946	2,773,618	
		Percentage of shares (as a % of the total shareholding of promoter and promoter group)	43.17%	43.17%	43.42%	43.17%	43.42%	
		Percentage of shares (as a % of the total share capital of the company)	13.83%	13.83%	15.23%	13.83%	15.23%	
B		<b>Investor Complaints</b>						
		Pending at the beginning of the quarter	Nil					
		Received during the quarter	1					
		Disposed off during the quarter	1					
		Remaining unresolved at the end of the quarter	Nil					




## Notes to the financial results:

### 1. Statement of Assets and Liabilities:


(Rs.in Lakhs)

Particulars	As at 30 September 2015	As at 31 March 2015
	Unaudited	Audited
<b>I. EQUITY AND LIABILITIES</b>		
<b>1 Shareholders' funds</b>		
(a) Share capital	1,985.43	1,985.43
(b) Reserves and surplus	35,487.97	34,373.01
(c) Money received against Share Application Money - Pref 2015	550.00	-
<b>Total shareholders' funds</b>	<b>38,023.40</b>	<b>36,358.44</b>
<b>2 Non-current liabilities</b>		
(a) Long-term borrowings	1,106.35	751.81
(b) Other Long-term liabilities	74.88	39.86
(c) Long-term provisions	242.70	211.43
<b>Total Non-current liabilities</b>	<b>1,423.93</b>	<b>1,003.10</b>
<b>3 Current liabilities</b>		
(a) Short-term borrowings	5,166.72	5,240.31
(b) Trade payables	2,052.78	3,035.29
(c) Other current liabilities	3,432.67	2,920.23
(d) Short-term provisions	795.48	1,115.39
<b>Total Current liabilities</b>	<b>11,447.65</b>	<b>12,311.22</b>
<b>TOTAL EQUITY AND LIABILITIES</b>	<b>50,894.98</b>	<b>49,672.76</b>
<b>II. ASSETS</b>		
<b>Non-current assets</b>		
1 (a) Fixed assets	3,399.16	2,922.50
(b) Non-current investments	18,276.46	12,192.86
(c) Deferred tax assets (net)	316.12	113.55
(c) Long-term loans and advances	2,413.89	2,629.31
(d) Other non-current assets	305.83	313.14
<b>Total Non-current assets</b>	<b>24,711.46</b>	<b>18,171.36</b>
<b>2 Current assets</b>		
(a) Current investments	8.25	12.39
(b) Inventories	581.32	641.73
(c) Trade receivables	5,948.66	6,960.15
(d) Cash and bank balances	1,391.51	803.32
(e) Short-term loans and advances	18,057.73	22,974.56
(f) Other current assets	196.05	109.25
<b>Total Current assets</b>	<b>26,183.52</b>	<b>31,501.40</b>
<b>TOTAL ASSETS</b>	<b>50,894.98</b>	<b>49,672.76</b>



**Standalone Notes: -**

2. The above results were reviewed by the Audit Committee and thereafter approved by the Board of Directors at their meeting held on 5 November 2015. The Statutory Auditors of the Company performed a review of these financial results in accordance with the Standard on Review Engagement (SRE) 2410, "Review of Interim Financial Information Performed by the Independent Auditor of the Entity" issued by the Institute of Chartered Accountants of India.
3. The Company/Group has identified geographic segment as its primary segments on the basis of the location of assets. The Company's assets are predominantly located in India. Hence, no separate disclosure of segment information in line with Accounting Standard (AS) 17 on "Segmental Reporting" is required.
4. During the quarter ended 30 September 2015, the Company has earned foreign exchange gain of Rs 486.73 Lakhs (30 September 2014 quarter ended Rs 397.54 Lakhs).
5. Tax expenses for the quarter include deferred tax credit of Rs 70.57 Lakhs (30 September 2014 quarter ended Rs 48.67 Lakhs).
6. At the 18th Annual General Meeting of the Company held on 22 September 2015, dividend of Rs. 3/- per equity share having face value of Rs. 10/- each was declared and the same was paid on 30 September 2015.
7. At the 18th Annual General Meeting of the Company held on 22 September 2015, the shareholders approved allotment of 2,503,714 equity shares at the rate of Rs 220 per share and 1,240,000 share warrants at the rate of Rs 220 per share warrant on preferential basis in accordance with accordance with Chapter VII of Securities and Exchange Board of India ( Issue of Capital and Disclosure Requirements) Regulations, 2009, as amended from time to time, including Foreign Exchange Management Act, 1999 and applicable provision of Companies Act, 2013. As at 30 September 2015, the Company has received share/warrant application money of Rs 550 Lakhs. Subsequent to 30 September 2015, the Company has further received share/warrant application money of Rs 4,743 lakhs and the Company has allotted 20,95,983 equity shares and 12,40,000 convertible warrants in October 2015.
8. In respect of working capital loans given to its wholly owned subsidiaries viz, Aurionpro Solutions Pte Limited and Aurionpro SCM Pte Limited, the Company has converted the outstanding loan as on 30 September 2015 into equity shares.



9. Pursuant to the scheme of Amalgamation approved by Hon'ble High Court of Judicature of Bombay vide its order dated 30 January 2015, Intellvisions Software Limited ('ISL' or 'merged entity') was merged with the Company effective 12 March 2015 with the appointed date on 1 April 2014. Accordingly, the results of the Company for the quarter and half year ended 30 September 2014, do not include results of the merged entity and are strictly not comparable to corresponding periods.
10. Software development and other related expenses include purchase of material of Rs 532.88 Lakhs (30 September 2014 quarter ended Rs 3,713.20 Lakhs).
11. Figures for the previous periods/year have been regrouped/reclassified wherever necessary to make them comparable with those of the current quarter.



For Aurionpro Solutions Limited

  
Amit Sheth

Co- Chairman and Managing Director

Place: Mumbai

Date: 05 November 2015

## Aurionpro Solutions Limited

### Statement of Consolidated Unaudited Financial Results for the quarter and half year ended 30 September 2015

PART-I		Particulars	Quarter ended			Half year ended		(Rs.in Lakhs)
			30 September 2015	30 June 2015	30 September 2014	30 September 2015	30 September 2014	Year ended 31 March 2015
			Unaudited	Unaudited	Unaudited	Unaudited	Unaudited	Audited
1		<b>Income from Operations</b>						
	(a)	Net sales / income from operations	17,684.36	16,428.31	18,430.95	34,112.67	36,325.09	73,713.95
	(b)	Other operating income	-	-	-	-	-	-
		<b>Total income from operations</b>	<b>17,684.36</b>	<b>16,428.31</b>	<b>18,430.95</b>	<b>34,112.67</b>	<b>36,325.09</b>	<b>73,713.95</b>
2		<b>Expenses</b>						
	(a)	Software development and related expenses	5,973.43	4,529.82	6,288.29	10,503.25	12,111.89	26,065.74
	(b)	Changes in inventories of finished goods, work-in-progress and stock-in-trade	(114.14)	174.55	15.00	60.41	754.25	746.06
	(c)	Employee benefits expense	8,243.18	7,175.94	7,007.44	15,419.12	13,530.35	26,977.79
	(d)	Depreciation and amortisation expense	430.74	431.41	1,088.61	862.15	2,140.84	3,769.78
	(e)	Other expenses	1,488.71	2,122.42	1,826.37	3,611.13	3,494.64	7,454.17
		<b>Total expenses</b>	<b>16,021.92</b>	<b>14,434.14</b>	<b>16,225.71</b>	<b>30,456.06</b>	<b>32,031.97</b>	<b>65,013.54</b>
3		Profit from operations before other income, finance costs and exceptional items (1-2)	1,662.44	1,994.17	2,205.24	3,656.61	4,293.12	8,700.41
4		Other income	422.22	340.95	329.95	763.17	400.66	1,730.78
5		<b>Profit from ordinary activities before finance costs and exceptional items (3+4)</b>	<b>2,084.66</b>	<b>2,335.12</b>	<b>2,535.19</b>	<b>4,419.78</b>	<b>4,693.78</b>	<b>10,431.19</b>
6		Finance costs	562.57	511.78	498.05	1,074.35	967.15	2,241.73
7		<b>Profit from ordinary activities after finance costs but before exceptional items (5-6)</b>	<b>1,522.09</b>	<b>1,823.34</b>	<b>2,037.14</b>	<b>3,345.43</b>	<b>3,726.63</b>	<b>8,189.46</b>
8		Exceptional items	-	-	-	-	-	(22,293.47)
9		<b>Profit from ordinary activities before tax (7-8)</b>	<b>1,522.09</b>	<b>1,823.34</b>	<b>2,037.14</b>	<b>3,345.43</b>	<b>3,726.63</b>	<b>(14,104.01)</b>
10		Tax expenses	277.95	171.23	194.94	449.17	348.48	282.66
11		<b>Net profit from ordinary activities after tax (9-10)</b>	<b>1,244.14</b>	<b>1,652.11</b>	<b>1,842.20</b>	<b>2,896.26</b>	<b>3,378.15</b>	<b>(14,386.67)</b>
12		Extraordinary items (net of tax expenses)	-	-	-	-	-	-
13		<b>Net profit for the period (11-12)</b>	<b>1,244.14</b>	<b>1,652.11</b>	<b>1,842.20</b>	<b>2,896.26</b>	<b>3,378.15</b>	<b>(14,386.67)</b>
14		Minority interest	7.40	3.49	(17.10)	10.89	10.31	(10.86)
15		<b>Net profit for the period after minority interest (13-14)</b>	<b>1,236.74</b>	<b>1,648.62</b>	<b>1,859.30</b>	<b>2,885.37</b>	<b>3,367.84</b>	<b>(14,375.81)</b>
16		Paid up equity share capital (Face value of Rs 10 each)	1,967.28	1,967.28	1,795.79	1,967.28	1,795.79	1,967.28
17		Reserves excluding revaluation reserves	-	-	-	-	-	46,384.92
18		<b>Earning per share (EPS) (of Rs 10 each) (not annualized) (Rs)</b>						
		Before extraordinary items						
		Basic (in Rs.)	6.32	8.30	10.16	14.72	18.88	(73.70)
		Diluted (in Rs.)	6.32	8.30	10.09	14.72	18.76	(73.70)
		After extraordinary items						
		Basic (in Rs.)	6.32	8.30	10.16	14.72	18.88	(73.70)
		Diluted (in Rs.)	6.32	8.30	10.09	14.72	18.76	(73.70)
		EPS before exceptional items after tax						
		Basic (in Rs.)	-	-	-	-	-	40.59
		Diluted (in Rs.)	-	-	-	-	-	40.59

#### PART-II Select Information for the quarter and half year ended 30 September 2015

A	PARTICULARS OF SHAREHOLDING						
1	Public shareholding						
	Number of shares	13,495,372	13,495,372	11,828,080	13,495,372	11,828,080	13,521,269
	Percentage of shareholding	67.97%	67.97%	64.93%	67.97%	64.93%	68.10%
2	Promoters and promoter group Shareholding						
	a) Pledged/Encumbered						
	- Number of shares	3,614,000	3,614,000	3,614,000	3,614,000	3,614,000	3,614,000
	Percentage of shares (as a % of the total shareholding of promoter and promoter group)	56.83%	56.83%	56.58%	56.83%	56.58%	57.07%
	Percentage of shares (as a % of the total share capital of the company)	18.20%	18.20%	19.84%	18.20%	19.84%	18.20%
	b) Non-encumbered						
	- Number of Shares	2,744,946	2,744,946	2,773,618	2,744,946	2,773,618	2,719,049
	Percentage of shares (as a % of the total shareholding of promoter and promoter group)	43.17%	43.17%	43.42%	43.17%	43.42%	42.93%
	Percentage of shares (as a % of the total share capital of the company)	13.83%	13.83%	15.23%	13.83%	15.23%	13.70%

	Particulars	Quarter ended 30 September 2015
B	<b>Investor Complaints</b>	
	Pending at the beginning of the quarter	Nil
	Received during the quarter	1
	Disposed off during the quarter	1
	Remaining unresolved at the end of the quarter	Nil



## Notes to the financial results:

### 1. Consolidated Statement of Assets and Liabilities:

(Rs.in Lakhs)

Particulars		As at 30	As at
		September 2015	31 March 2015
		Unaudited	Audited
<b>I.</b>	<b>EQUITY AND LIABILITIES</b>		
<b>1</b>	<b>Shareholders' funds</b>		
	(a) Share capital	1,967.28	1,967.28
	(b) Reserves and surplus	50,873.50	46,384.92
	<b>Total shareholders' funds</b>	<b>52,840.78</b>	<b>48,352.20</b>
<b>2</b>	<b>Minority interest</b>	101.90	74.57
<b>3</b>	<b>Non-current liabilities</b>		
	(a) Long-term borrowings	3,199.83	3,818.46
	(b) Deferred tax liabilities (net)	-	-
	(c) Other Long-term liabilities	74.88	39.86
	(d) Long-term provisions	368.45	211.43
	<b>Total Non-current liabilities</b>	<b>3,643.16</b>	<b>4,069.75</b>
<b>4</b>	<b>Current liabilities</b>		
	(a) Short-term borrowings	14,461.77	13,963.32
	(b) Trade payables	5,370.35	6,079.78
	(c) Other current liabilities	8,034.24	8,424.62
	(d) Short-term provisions	1,341.89	1,498.96
	<b>Total Current liabilities</b>	<b>29,208.25</b>	<b>29,966.68</b>
	<b>TOTAL EQUITY AND LIABILITIES</b>	<b>85,794.09</b>	<b>82,463.20</b>
<b>II.</b>	<b>ASSETS</b>		
<b>1</b>	<b>Non-current assets</b>		
	(a) Fixed assets	18,056.49	16,660.63
	(b) Goodwill on consolidation	14,179.30	13,881.10
	(c) Non-current investments	419.92	420.18
	(d) Deferred tax assets (net)	1,917.83	2,188.21
	(e) Long-term loans and advances	9,694.51	9,750.93
	(f) Other non-current assets	305.83	313.14
	<b>Total Non-current assets</b>	<b>44,573.88</b>	<b>43,214.19</b>
<b>2</b>	<b>Current assets</b>		
	(a) Current investments	8.25	12.39
	(b) Inventories	581.32	670.20
	(c) Trade receivables	16,590.59	18,274.03
	(d) Cash and bank equivalents	2,483.57	2,535.11
	(e) Short-term loans and advances	18,103.74	16,342.54
	(f) Other current assets	3,452.74	1,414.74
	<b>Total Current assets</b>	<b>41,220.21</b>	<b>39,249.01</b>
	<b>TOTAL ASSETS</b>	<b>85,794.09</b>	<b>82,463.20</b>



**Consolidated Notes: -**

2. The above results were reviewed by the Audit Committee and thereafter approved by the Board of Directors at their meeting held on 05 November 2015
3. The Company has opted to publish only consolidated financial results. The standalone results of the Company will be available on the Company's website, [www.aurionpro.com](http://www.aurionpro.com).
4. Other Income includes Foreign Exchange Gain / (Loss) of Rs 351.92 Lakhs for the quarter ended 30 September 2015 (30 September 2014 quarter ended Rs 376.74 Lakhs).
5. Pursuant to write off of Intangible assets during quarter ended 31st March, 2015, amortization / Depreciation for current quarter/half year ended 30th September, 2015 is lower than that of corresponding period of previous year and hence it is not comparable.
6. The Company has consolidated financial results of all its subsidiary companies as per Accounting Standard 21 – 'Consolidated Financial Statements' issued by the Institute of Chartered Accountants of India.
7. At the 18th Annual General Meeting of the Company held on 22 September 2015, dividend of Rs. 3/- per equity share having face value of Rs. 10/- each was declared and the same was paid on 30 September 2015.
8. At the 18th Annual General Meeting of the Company held on 22 September 2015, the shareholders approved allotment of 2,503,714 equity shares at the rate of Rs 220 per share and 1,240,000 share warrants at the rate of Rs 220 per share warrant on preferential basis in accordance with accordance with Chapter VII of Securities and Exchange Board of India ( Issue of Capital and Disclosure Requirements) Regulations, 2009, as amended from time to time, including Foreign Exchange Management Act, 1999 and applicable provision of Companies Act, 2013. As at 30 September 2015, the Company has received share/warrant application money of Rs 550 Lakhs. Subsequent to 30 September 2015, the Company has further received share/warrant application money of Rs 4,743 lakhs and the Company has allotted 20,95,983 equity shares and 12,40,000 convertible warrants in October 2015.
9. In respect of working capital loans given to its wholly owned subsidiaries viz, Aurionpro Solutions Pte Limited and Aurionpro SCM Pte Limited, the Company has converted the outstanding loan as on 30 September 2015 into equity shares.



10. Pursuant to the scheme of Amalgamation approved by Hon'ble High Court of Judicature of Bombay vide its order dated 30 January 2015, Intellvisions Software Limited ('ISL' or 'merged entity') was merged with the Company effective 12 March 2015 with the appointed date on 1 April 2014. Accordingly, the results of the Company for the quarter and half year ended 30 September 2014, do not include results of the merged entity and are strictly not comparable to corresponding periods.
11. The Company's standalone turnover is Rs 3,649.09 Lakhs, profit before tax is Rs 611.61 Lakhs and profit after tax is Rs 366.26 Lakhs for the quarter ended 30 September 2015 respectively.
12. Figures for previous period / year have been regrouped / reclassified, wherever necessary to make them comparable with those of the current quarter.



For Aurionpro Solutions Limited



Amit Sheth

Co- Chairman and Managing Director

Place: Mumbai

Date: 05<sup>th</sup> November, 2015



# BSR & Co. LLP

Chartered Accountants

5th Floor, Lodha Excelus.  
Apollo Mills Compound  
N. M. Joshi Marg, Mahalaxmi  
Mumbai - 400 011  
India

Telephone +91 (22) 4345 5300  
Fax +91 (22) 4345 5399

## Review report

### To the Board of Directors of Aurionpro Solutions Limited

1. We have reviewed the accompanying statement of unaudited financial results ('the Statement') of Aurionpro Solutions Limited ('the Company') for the quarter and six months ended 30 September 2015, except for the disclosures regarding 'Public Shareholding' and 'Promoter and Promoter Group Shareholding' which have been traced from disclosures made by the management and have not been reviewed by us. This Statement is the responsibility of the Company's management and has been approved by the Board of Directors in their meeting held on 5 November 2015. Our responsibility is to issue a report on the Statement based on our review.
2. We conducted our review in accordance with the Standard on Review Engagement (SRE) 2410, "Review of Interim Financial Information Performed by the Independent Auditor of the Entity" issued by the Institute of Chartered Accountants of India. This standard requires that we plan and perform the review to obtain moderate assurance as to whether the Statement is free of material misstatement. A review is limited primarily to inquiries of company personnel responsible for financial and accounting matters and analytical procedures applied to financial data and thus provides less assurance than an audit. We have not performed an audit and accordingly, we do not express an audit opinion.
3. Based on our review conducted as referred to above, nothing has come to our attention that causes us to believe that the accompanying Statement of unaudited financial results for the quarter and six months ended 30 September 2015 prepared in accordance with Accounting standards specified under section 133 of the Companies Act, 2013 read with rule 7 of the Companies (Accounts) Rules, 2014 and other recognized accounting practices and policies has not disclosed the information required to be disclosed in terms of Clause 41 of the Listing Agreement including the manner in which it is to be disclosed, or that it contains any material misstatement.

For BSR & Co. LLP  
Chartered Accountants

Firm's Registration No: 101248W/W-100022



**Bhavesh Dhupelia**  
Partner

Membership No: 042070

Mumbai  
5 November 2015