

GENESYSSM


*Bringing together
people and technology*

UNAUDITED FINANCIAL RESULTS FOR THE QUARTER AND HALF YEAR ENDED SEPTEMBER 30, 2015

(₹ in lacs)

PART I	Particulars	Quarter ended,			Half Year ended,		Year ended,
		30-Sep-15	30-Jun-15	30-Sep-14	30-Sep-15	30-Sep-14	31-Mar-15
		(Unaudited)			(Unaudited)		(Audited)
1	Income from operations						
	Net Sales / Income from operations	1,016.09	1,327.50	1,553.26	2,343.60	3,149.19	6,026.55
	Total income from operations	1,016.09	1,327.50	1,553.26	2,343.60	3,149.19	6,026.55
2	Expenses						
	a) Employees Cost	637.04	567.83	644.82	1,204.87	1,281.02	2,215.79
	b) Depreciation and Amortisation Expense	189.66	184.17	205.74	373.83	415.76	827.37
	c) Other Expenditure	332.63	393.23	489.56	725.85	923.09	1,684.34
	d) Bad Debts	-	-	151.58	-	294.43	854.22
	Total expenses	1,159.33	1,145.23	1,491.70	2,304.55	2,914.30	5,581.72
3	Profit/(Loss) from Operations before other income, finance costs & exceptional items (1-2)	(143.23)	182.28	61.56	39.04	234.89	444.83
4	Other Income	194.32	220.27	53.41	414.59	112.84	255.87
5	Profit/(Loss) from ordinary activities before finance costs & exceptional items (3+4)	51.08	402.55	114.97	453.63	347.73	700.70
6	Finance Costs	39.23	37.89	51.92	77.13	93.91	186.52
7	Profit/(Loss) after finance costs but before exceptional items	11.85	364.66	63.05	376.51	253.82	514.18
8	Exceptional Items	-	-	-	-	-	-
9	Profit/(Loss) from ordinary activities before Tax (7-8)	11.85	364.66	63.05	376.51	253.82	514.18
10	Tax Expense						
	- Current Tax	3.91	72.87	30.42	76.77	66.77	102.30
	- Deferred Tax	(20.92)	(25.06)	3.96	(45.98)	(16.11)	(45.69)
	- Tax Adj. for earlier years	-	-	-	-	-	(0.02)
11	Net Profit/(Loss) from ordinary activities after Tax (9-10)	28.86	316.86	28.67	345.71	203.16	457.59
12	Extraordinary Items	-	-	-	-	-	-
13	Net Profit/(Loss) for the period (11-12)	28.86	316.86	28.67	345.71	203.16	457.59
14	Paid-up Equity Share Capital (Face value of ₹ 5/- each)	1,522.38	1,522.38	1,492.38	1,522.38	1,492.38	1,522.38
15	Reserves excluding revaluation reserves						17,597.96
16.i	Earnings per Share before extraordinary items (weighted average)						
	Basic EPS (Not Annualised)	0.09	1.04	0.10	1.14	0.68	1.53
	Diluted EPS (Not Annualised)	0.09	1.04	0.10	1.14	0.68	1.53
16.ii	Earnings per Share after extraordinary items (weighted average)						
	Basic EPS (Not Annualised)	0.09	1.04	0.10	1.14	0.68	1.53
	Diluted EPS (Not Annualised)	0.09	1.04	0.10	1.14	0.68	1.53
PART II							
A PARTICULARS OF SHAREHOLDING							
1	Public Shareholding						
	- Number of Shares	12,879,778	12,879,778	12,279,778	12,879,778	12,279,778	12,879,778
	- Percentage of Shareholding	42.30%	42.30%	41.15%	42.30%	41.15%	42.30%
2	Promoters and promoter group Shareholding						
	a) Pledged/Encumbered						
	- Number of shares	786,046	786,046	786,046	786,046	786,046	786,046
	- Percentage of shares (as a % of the total shareholding of promoter and promoter group)	4.47%	4.47%	4.47%	4.47%	4.47%	4.47%
	- Percentage of shares (as a % of the total share capital of the company)	2.58%	2.58%	2.63%	2.58%	2.63%	2.58%
	b) Non-encumbered						
	- Number of shares	16,781,688	16,781,688	16,781,688	16,781,688	16,781,688	16,781,688
	- Percentage of shares (as a % of the total shareholding of promoter and promoter group)	95.53%	95.53%	95.53%	95.53%	95.53%	95.53%
	- Percentage of shares (as a % of the total share capital of the company)	55.12%	55.12%	56.22%	55.12%	56.22%	55.12%
Particulars		Quarter ended, 30-Sep-15					
B	INVESTOR COMPLAINTS						
	Pending at the beginning of the quarter	Nil					
	Received during the quarter	Nil					
	Disposed of during the quarter	Nil					
	Remaining unresolved at the end of the quarter	Nil					

Contd.....2.....





GENESYS™

*Bringing together
people and technology*

-2-

STATEMENT OF ASSETS AND LIABILITIES

Particulars	As at	
	30.09.2015 (Unaudited)	31.03.2015 (Audited)
A EQUITY AND LIABILITIES		
1 Shareholders' Funds		
(a) Share Capital	1,522.38	1,522.38
(b) Reserve & Surplus	19,643.68	17,597.96
(c) Equity Share Warrants	-	1,700.00
sub total - Shareholders' fund	21,166.05	20,820.34
2 Non-Current Liabilities		
(a) Long-term borrowings	29.12	67.37
(b) Long-term provisions	437.17	412.56
sub total - Non-current liabilities	466.29	479.94
3 Current Liabilities		
(a) Short-term borrowings	999.94	1,054.96
(b) Trade payables	744.14	761.28
(c) Other current liabilities	1,864.10	1,172.35
(d) Short-term provisions	206.59	165.47
sub total - Current liabilities	3,814.77	3,154.07
TOTAL EQUITY AND LIABILITIES	25,447.11	24,454.34
B ASSETS		
1 Non-Current Assets		
(a) Fixed assets	1,757.10	2,118.93
(b) Non-current investments	11,586.07	12,236.07
(c) Deferred tax assets (net)	398.76	352.78
(d) Long-term loans and advances	892.06	917.43
sub total - Non-current assets	14,633.99	15,625.22
2 Current Assets		
(a) Current Investments	650.00	-
(b) Trade Receivables	6,170.04	5,660.97
(c) Cash and Cash Equivalents	314.59	296.43
(d) Short-term loans and advances	2,298.82	1,822.48
(e) Other current assets	1,379.67	1,049.24
sub total - Current assets	10,813.12	8,829.12
TOTAL ASSETS	25,447.11	24,454.34

Notes:

- The Company addresses the consumer location based services market as well as enterprise and infrastructure space.
- The Company operates only in single Primary Segment i.e. Geographical Information Systems.
- The Company is in the process of determining and identifying significant components of fixed asset as prescribed under the provisions of Para 4(a) under the heading Notes after Part C in Schedule II of the Companies Act, 2013 and the effect of the same would be taken in due course during the FY 2015-16. The Management expects that this would not have a material impact on the depreciation for the current quarter.
- Compensation Committee of the Board of Directors has granted 10,00,000 Options to the eligible employees of the company in terms Company's ESOP Scheme- 2010 in October 2015. One stock option grant represents one equity share of Rs. 5/- each.
- The financial results for the quarter and half year ended September 30, 2015 have been reviewed by the Audit Committee and thereafter, the Board of Directors at its meeting held on November 9, 2015 approved the same and its release.
- The Statutory Auditors have carried out a "Limited Review" of the Unaudited Financial results of the Company.
- Previous year/period figures have been re-grouped / re-classified and restated, wherever considered necessary.


For GENESYS INTERNATIONAL CORPORATION LIMITED



SAJID MALIK
CHAIRMAN & MANAGING DIRECTOR

Place: Mumbai
Dated: November 9, 2015

Regd. Office : 73-A SDF III, SEEPZ, Andheri (E), Mumbai - 400 096, India.
Tel.: +91-22-2829 0303 • +91-22-4488 4488 • Fax : +91-22-2829 0603
Website : www.igenesys.com • E-mail : investors@igenesys.com
CIN : L65990MH1983PLC029197



LIMITED REVIEW REPORT

The Board of Directors
Genesys International Corporation Limited
Mumbai


We have reviewed the accompanying statement of unaudited financial results of **Genesys International Corporation Limited**, Mumbai, for the quarter ended on 30th September, 2015 ("the Statement") except for the disclosures regarding 'Public Shareholding' and 'Promoter and Promoter Shareholding' which have been traced from disclosures made by the management and have not been reviewed by us. This Statement is the responsibility of the Company's management and has been approved by the Board of Directors. Our responsibility is to issue a report on this Statement based on our review.

We have conducted our review of the Statement in accordance with Standard on Review Engagements (SRE) 2410, "Review of Interim Financial Information Performed by the Independent Auditor of the Entity" issued by the Institute of Chartered Accountants of India. A review of interim financial information consists of making inquiries, primarily of persons responsible for financial and accounting matters, and applying analytical and other review procedures. A review is substantially less in scope than an audit conducted in accordance with Standards on Auditing and consequently does not enable us to obtain assurance that we would become aware of all significant matters that might be identified in an audit. Accordingly, we do not express an audit opinion.

Based on our review, nothing has come to our attention that causes us to believe that the accompanying Statement of unaudited financial results prepared in accordance with the Accounting Standards as per Section 133 of the Companies Act, 2013, read with Rule 7 of the Companies (Accounts) Rules, 2014 and other recognized accounting practices and policies generally accepted in India, has not disclosed the information required to be disclosed in terms of Clause 41 of the Listing Agreement including the manner in which it is to be disclosed, or that it contains any material misstatement.

FOR G. K. CHOKSI & CO.
Firm Registration No.125442W
Chartered Accountants




(Shreyas V. Parikh)
Partner

Mem. No. 033402

Place : Mumbai
Date : 09.11.2015