


**Disclosure by the Promoter (s) to the Stock Exchanges and to the Target Company for encumbrance of shares/invocation of encumbrance/release of encumbrance, in terms of Regulation 31(1) of SEBI (Substantial Acquisition of Shares and Takeovers) Regulations, 2011**

Name of the Target company (TC)		EMAMI LIMITED										
Names of the Stock Exchanges where the shares of the target company are listed		NATIONAL STOCK EXCHANGE OF INDIA LIMITED BSE LIMITED AND THE CALCUTTA STOCK EXCHANGE LIMITED										
Date of reporting		10.12.2015										
Name of the promoter or PAC on whose shares encumbrance has been created/ released/invoked		Bhanu Vyapaar Private Limited										
Details of the creation/invocation/release of encumbrance:												
Name of the Promoter (s) or PACs with him(*)	Promoter holding in the target company (1)		Promoter holding already encumbered (2)		Details of events pertaining to encumbrance (3)						Post event holding of encumbered shares [creation (2)+(3)] / Release (2)-(3)] / invocation (2)-(3)]	
	Number	% of total share capital	Number	% of total share capital	Type of encumbrance (pledge/lien/non disposal undertaking /others)	Reason for encumbrance	Number	% of share capital	Name of the entity in whose favor shares encumbered	Lender	Number	% of Total share capital
Surej Vinyog Private Limited	12,848,331	5.6609	1,825,000	0.8040	PLEDGE	Third party pledge	175,000	0.0771	HDFC Asset Management Company Limited	IDBI Trusteeship Services Ltd.	2,000,000	0.8812
Suntrack Commerce Private Limited	32,691,366	14.4035	15,256,965	6.7221	PLEDGE	Third party pledge	50,000	0.0220	ICICI Prudential Asset Management Company Limited	IDBI Trusteeship Services Ltd.	15,306,965	6.7441
Bhanu Vyapaar Private Limited	27,146,561	11.9605	9,800,750	4.3181	PLEDGE	Third party pledge	40,000	0.0176	Kotak Mahindra Asset Management Company Ltd. &	IDBI Trusteeship Services Ltd.	9,840,750	4.3358

For BHANU VYAPAAR PVT. LTD.

  
Director

OTHERS													Religare Invesco Asset Management Co. Ltd					
Names of the Promoters, their Shareholdings in the Company alongwith their Pledged shareholding is attached and marked as Annexure "A"																		

For BHANU VYAPAAR PVT. LTD.



Director

On behalf of himself, Promoter & Promoter Group Persons/Persons Acting in Concert.

Director

Place: Kolkata

Date: 10<sup>th</sup> December 2015

Annexure "A"

Disclosure by the Promoter (s) to the Stock Exchanges and to the Target Company for encumbrance of shares / invocation of encumbrance / release of encumbrance, in terms of Regulation 31 (1) of SEBI (Substantial Acquisition of Shares and Takeovers) Regulations, 2011


Name of the Promoter (s) or PACs with him (**)	Promoter holding in the target company (1)				Promoter holding already encumbered (2)				Details of events pertaining to encumbrance (3)						Post event holding of encumbered shares (creation (2)+(3)) / release ((2)-(3)) / invocation ((2)-(3))
	No. of Shares	% of total share capital	% w.r.t diluted share capital (*)	No. of shares	% of total share capital	Type of event (creation / release / invocation)	Date creation / release / invocation	Type of encumbrance (pledge / lien / non disposal undertaking / others)	No. of shares	% of total share capital	Name of the entity in whose favor shares encumbered	No. of Shares	% of Total share capital		
Priti Sureka	4,950,000	2.1809	2.1809	-	-	-	-	-	-	-	-	-	-		
Harsha Vardhan Agarwal	1,479,633	0.6519	0.6519	-	-	-	-	-	-	-	-	-	-		
Indu Goenka	1,165,110	0.5133	0.5133	-	-	-	-	-	-	-	-	-	-		
Aditya Vardhan Agarwal	1,012,195	0.4460	0.4460	-	-	-	-	-	-	-	-	-	-		
Usha Agarwal	911,548	0.4016	0.4016	-	-	-	-	-	-	-	-	-	-		
Santosh Goenka	799,910	0.3524	0.3524	-	-	-	-	-	-	-	-	-	-		
Saroj Goenka	777,620	0.3426	0.3426	-	-	-	-	-	-	-	-	-	-		
Radhe Shyam Agarwal	769,500	0.3390	0.3390	-	-	-	-	-	-	-	-	-	-		
Rohin Raj Sureka	750,000	0.3304	0.3304	-	-	-	-	-	-	-	-	-	-		
Ashish Goenka	733,000	0.3230	0.3230	-	-	-	-	-	-	-	-	-	-		
Suresh Kumar Goenka	714,430	0.3148	0.3148	-	-	-	-	-	-	-	-	-	-		

For BHANU VYAPAAR PVT. LTD.

  
Director

Meena Goenka	694,310	0.3059	0.3059	-	-	-	-	-	-	-	-	-	-	-	-	-	-	-	-
Raj Kumar Goenka	667,750	0.2942	0.2942	-	-	-	-	-	-	-	-	-	-	-	-	-	-	-	-
Jayant Goenka	603,127	0.2657	0.2657	-	-	-	-	-	-	-	-	-	-	-	-	-	-	-	-
Radhe Shyam Goenka	569,638	0.2510	0.2510	-	-	-	-	-	-	-	-	-	-	-	-	-	-	-	-
Saswat Goenka	565,000	0.2489	0.2489	-	-	-	-	-	-	-	-	-	-	-	-	-	-	-	-
Sachin Goenka	538,000	0.2370	0.2370	-	-	-	-	-	-	-	-	-	-	-	-	-	-	-	-
Vibhash Vardhan Agarwal	536,439	0.2364	0.2364	-	-	-	-	-	-	-	-	-	-	-	-	-	-	-	-
Jyoti Goenka	425,700	0.1876	0.1876	-	-	-	-	-	-	-	-	-	-	-	-	-	-	-	-
Mansi Agarwal	330,000	0.1454	0.1454	-	-	-	-	-	-	-	-	-	-	-	-	-	-	-	-
Sobhna Agarwal	315,000	0.1388	0.1388	-	-	-	-	-	-	-	-	-	-	-	-	-	-	-	-
Jyoti Agarwal	315,000	0.1388	0.1388	-	-	-	-	-	-	-	-	-	-	-	-	-	-	-	-
Avishi Sureka	300,000	0.1322	0.1322	-	-	-	-	-	-	-	-	-	-	-	-	-	-	-	-
Smriti Agarwal	282,000	0.1242	0.1242	-	-	-	-	-	-	-	-	-	-	-	-	-	-	-	-
Prashant Goenka	268,000	0.1181	0.1181	-	-	-	-	-	-	-	-	-	-	-	-	-	-	-	-
Richa Agarwal	261,000	0.1150	0.1150	-	-	-	-	-	-	-	-	-	-	-	-	-	-	-	-
Nimisha Goenka	247,000	0.1088	0.1088	-	-	-	-	-	-	-	-	-	-	-	-	-	-	-	-
Mohan Goenka	240,450	0.1059	0.1059	-	-	-	-	-	-	-	-	-	-	-	-	-	-	-	-
Shreya Goenka	240,000	0.1057	0.1057	-	-	-	-	-	-	-	-	-	-	-	-	-	-	-	-
Vidula Agarwal	240,000	0.1057	0.1057	-	-	-	-	-	-	-	-	-	-	-	-	-	-	-	-

For BHANU VYAPAAR PVT. LTD.



Director

Vidisha Agarwal	240,000	0.1057	0.1057	-	-	-	-	-	-	-	-	-	-	-	-	-	-	-	-	-
Puja Goenka	238,199	0.1049	0.1049	-	-	-	-	-	-	-	-	-	-	-	-	-	-	-	-	-
Manish Goenka	207,598	0.0915	0.0915	-	-	-	-	-	-	-	-	-	-	-	-	-	-	-	-	-
Sushil Kumar Goenka	191,250	0.0843	0.0843	-	-	-	-	-	-	-	-	-	-	-	-	-	-	-	-	-
Rashmi Goenka	138,700	0.0611	0.0611	-	-	-	-	-	-	-	-	-	-	-	-	-	-	-	-	-
Rachna Bagaria	135,000	0.0595	0.0595	-	-	-	-	-	-	-	-	-	-	-	-	-	-	-	-	-
Yogesh Goenka	122,700	0.0541	0.0541	-	-	-	-	-	-	-	-	-	-	-	-	-	-	-	-	-
Laxmi Devi Bajoria	75,000	0.0330	0.0330	-	-	-	-	-	-	-	-	-	-	-	-	-	-	-	-	-
Madan Lal Agarwal	30,000	0.0132	0.0132	-	-	-	-	-	-	-	-	-	-	-	-	-	-	-	-	-
Pradeep Agarwal	20,575	0.0091	0.0091	-	-	-	-	-	-	-	-	-	-	-	-	-	-	-	-	-
Kusum Agarwal	19,500	0.0086	0.0086	-	-	-	-	-	-	-	-	-	-	-	-	-	-	-	-	-
Sangita Agarwal	13,000	0.0057	0.0057	-	-	-	-	-	-	-	-	-	-	-	-	-	-	-	-	-
Divya Agarwal	13,000	0.0057	0.0057	-	-	-	-	-	-	-	-	-	-	-	-	-	-	-	-	-
Shubham Agarwal	12,230	0.0054	0.0054	-	-	-	-	-	-	-	-	-	-	-	-	-	-	-	-	-
Abhishek Agarwal	12,000	0.0053	0.0053	-	-	-	-	-	-	-	-	-	-	-	-	-	-	-	-	-
Dhiraj Agarwal	8,375	0.0037	0.0037	-	-	-	-	-	-	-	-	-	-	-	-	-	-	-	-	-
Vishal Agarwal	4,100	0.0018	0.0018	-	-	-	-	-	-	-	-	-	-	-	-	-	-	-	-	-
Sumangal Agarwal	4,100	0.0018	0.0018	-	-	-	-	-	-	-	-	-	-	-	-	-	-	-	-	-
Rachana Goenka	3,000	0.0013	0.0013	-	-	-	-	-	-	-	-	-	-	-	-	-	-	-	-	-

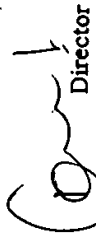
For BHANU VYAPAAR PVT. LTD.



Director

Shruti Goenka	3,000	0.0013	0.0013	-	-	-	-	-	-	-	-	-	-	-	-	-	-	-	-	-	-	-	-	-	-	
Shanti Devi Agarwal	2,139	0.0009	0.0009	-	-	-	-	-	-	-	-	-	-	-	-	-	-	-	-	-	-	-	-	-	-	-
Amitabh Goenka	4,280,748	1.8861	1.8861	-	-	-	-	-	-	-	-	-	-	-	-	-	-	-	-	-	-	-	-	-	-	-
Diwakar Viniyog Pvt Ltd.	33,326,237	14.6833	14.6833	11,797,640	5.1979	-	-	-	-	-	-	-	-	-	-	-	-	-	-	-	-	-	-	-	-	5.1979
Emami Enclave Makers Pvt Ltd	13,217,453	5.8235	5.8235	7,50,000	0.3304	-	-	-	-	-	-	-	-	-	-	-	-	-	-	-	-	-	-	-	-	0.3304
Emami High Rise Pvt Ltd	12,843,753	5.6588	5.6588	7,50,000	0.3304	-	-	-	-	-	-	-	-	-	-	-	-	-	-	-	-	-	-	-	-	0.3304
TMT Viniyogan Limited	4,956,580	2.1838	2.1838	13,85,000	0.6103	-	-	-	-	-	-	-	-	-	-	-	-	-	-	-	-	-	-	-	-	0.6103
Emami Paper Mills Ltd	4,66,500	0.2055	0.2055	-	-	-	-	-	-	-	-	-	-	-	-	-	-	-	-	-	-	-	-	-	-	-
Emami Frank Ross Ltd	74,500	0.0328	0.0328	-	-	-	-	-	-	-	-	-	-	-	-	-	-	-	-	-	-	-	-	-	-	-
EPL Securities Ltd.	42,000	0.0185	0.0185	-	-	-	-	-	-	-	-	-	-	-	-	-	-	-	-	-	-	-	-	-	-	-

For BHANU VYAPAAR PVT. LTD.

 Director

On behalf of himself, Promoter & Promoter Group Persons/Persons Acting in Concert

Place: Kolkata

Date: 10<sup>th</sup> December 2015