

December 18, 2015

Bombay Stock Exchange Ltd.
(Scrip Code-500365)
Listing Department,
P. J. Towers, Dalal Street,
Mumbai - 400 001.

Dear Sir/ Madam,


Sub: Corrected Shareholding Pattern pursuant to Clause 35 for quarter ended 30.09.2015


As informed to us by the Registrar and Transfer Agent on December 18, 2015, please note that the names of two individuals were erroneously entered in the promoter category in the Shareholding Pattern for the quarter ended 30.09.2015 given to us by them and submitted by us to you earlier. Please find enclosed herewith corrected Shareholding Pattern, in the format prescribed under Clause 35 of the Listing Agreement, for the quarter ended 30.09.2015.

Kindly take the same on record.

Thanking you.


Yours faithfully,
For **RMG Alloy Steel Limited**


Nilesh Javker
Company Secretary
ACS-24087




| Scrip Code :- BSE: 500365 Name of the Scrip: RMG Alloy Steel Limited Class of Security: Equity | | Quarter Ended : 30.09.2015 | |
|---|--|-------------------------------|---|
| PARTLY PAID UP SHARES | | No. of Partly paid-up Shares | As a % of total No. of Partly paid-up Shares |
| Held by Promoter/ Promoter Group | | - | - |
| Held by public | | - | - |
| Total | | - | - |
| OUTSTANDING CONVERTIBLE SECURITIES | | No. of Outstanding Securities | As a % of total No. of Outstanding Convertible Securities |
| Held by Promoter/ Promoter Group | | - | - |
| Held by public | | - | - |
| Total | | - | - |
| WARRANTS | | No. of Warrants | As a % of total No. of Warrants |
| Held by Promoter/ Promoter Group | | - | - |
| Held by public | | - | - |
| Total | | - | - |
| Total Paid-Up capital of the Company, assuming full conversion of Warrants and Convertible Securities Total (A+B+C)+D+E+F) | | 108,435,840 | |

| Category code | Category of Shareholder | Number of Shareholders | Total number of shares | Number of shares held in dematerialized form | Total shareholding as a percentage of total number | | Shares Pledged or otherwise encumbered | |
|---------------|---|------------------------|------------------------|--|--|----------------------------|--|-----------------|
| | | | | | As a percentage of (A+B) ¹ | As a percentage of (A+B+C) | Number of shares | As a percentage |
| (A) | Shareholding of Promoter and Promoter Group² | | | | | | | |
| 1 | Indian | | | | | | | |
| (a) | Individuals/ Hindu Undivided Family | 8 | 1,984 | 1,984 | 0.00 | 0.00 | - | - |
| (b) | Central Government/ State Government(s) | - | - | - | 0.00 | 0.00 | - | - |
| (c) | Bodies Corporate | - | - | - | 0.00 | 0.00 | - | - |
| (d) | Financial Institutions/ Banks | - | - | - | 0.00 | 0.00 | - | - |
| (e) | Any Others (Specify) | - | - | - | 0.00 | 0.00 | - | - |
| (e-i) | Group Companies | 11 | 94,616,875 | 94,616,875 | 87.26 | 87.26 | - | - |
| (e-ii) | Directors/Relatives | - | - | - | 0.00 | 0.00 | - | - |
| | Sub Total(A)(1) | 19 | 94,618,859 | 94,618,859 | 87.26 | 87.26 | - | - |
| A2 | Foreign | | | | | | | |
| a | Individuals (Non-Residents Individuals/ Foreign Individuals) | - | - | - | - | - | - | - |
| b | Bodies Corporate | - | - | - | 0.00 | 0.00 | - | - |
| c | Institutions | - | - | - | - | - | - | - |
| d | Qualified Foreign Investor | - | - | - | - | - | - | - |
| e | Any Others (Specify) | - | - | - | - | - | - | - |
| | Sub Total(A)(2) | 0.00 | 0.00 | 0.00 | 0.00 | 0.00 | - | - |
| | Total Shareholding of Promoter and Promoter Group (A)= (A)(1)+(A)(2) | 19 | 94,618,859 | 94,618,859 | 87.26 | 87.26 | - | - |
| (B) | Public shareholding | | | | | | | |
| I | Institutions | | | | | | | |
| (a) | Mutual Funds/ UTI | 11 | 16,780 | 50 | 0.02 | 0.02 | - | - |
| (b) | Financial Institutions/Banks | 5 | 140 | 10 | 0.00 | 0.00 | - | - |
| (c) | Central Government/ State Government(s) | - | - | - | - | - | - | - |
| (d) | Venture Capital Funds | - | - | - | - | - | - | - |
| (e) | Insurance Companies | - | - | - | 0.00 | 0.00 | - | - |
| (f) | Foreign Institutional Investors | 5 | 23,761 | 21 | 0.02 | 0.02 | - | - |
| (g) | Foreign Venture Capital Investors | - | - | - | - | - | - | - |
| (h) | Qualified Foreign Investor | - | - | - | - | - | - | - |
| (i) | Any Other (specify) | - | - | - | - | - | - | - |
| | Sub-Total (B)(1) | 21 | 40,681 | 81 | 0.04 | 0.04 | - | - |
| B 2 | Non-institutions | | | | | | | |
| (a) | Bodies Corporate | 388 | 1,826,005 | 1,793,685 | 1.68 | 1.68 | - | - |
| (b) | Individuals | | | | | | | |
| I | Individuals -i. Individual shareholders holding nominal share capital up to Rs 1 lakh | 90,426 | 6,775,447 | 5,729,255 | 6.25 | 6.25 | - | - |
| II | ii. Individual shareholders holding nominal share capital in excess of Rs. 1 lakh. | 70 | 4,151,042 | 4,151,042 | 3.83 | 3.83 | - | - |
| (c) | Qualified Foreign Investor | - | 0 | 0 | 0.00 | 0.00 | - | - |
| (d) | Any Other (specify) | - | - | - | - | - | - | - |
| i | Clearing Member | 8 | 3,045 | 3,045 | 0.00 | 0.00 | - | - |
| ii | Market maker | - | - | - | - | - | - | - |
| iii | Foreign Nationals | - | - | - | - | - | - | - |
| iv | Non Resident Indians (NRI) | 49 | 20,761 | 20,681 | 0.02 | 0.02 | - | - |
| v | Trusts | 1 | 1,000,000 | 1,000,000 | 0.92 | 0.92 | - | - |
| | Sub-Total (B)(2) | 90,942 | 13,776,300 | 12,697,708 | 12.70 | 12.70 | - | - |
| (B) | Total Public Shareholding (B)= (B)(1)+(B)(2) | 90,963 | 13,816,981 | 12,697,789 | 12.74 | 12.74 | - | - |
| | TOTAL (A)+(B) | 90,982 | 108,435,840 | 107,316,648 | 100.00 | 100.00 | - | - |
| (C) | Shares held by Custodians and against which Depository Receipts have been issued | | | | | | | |
| (1) | Promoter and Promoter Group | - | - | - | - | - | - | - |
| (2) | Public | - | - | - | - | - | - | - |
| | GRAND TOTAL (A)+(B)+(C) | 90,982 | 108,435,840 | 107,316,648 | 100.00 | 100.00 | - | - |




(I)(b) Statement showing holding of securities (including shares, warrants, convertible securities) of persons belonging to the category "Promoter and Promoter Group"

| Sr. No. | Name of the shareholder | Details of Shares held | | Encumbered shares (*) | | | Details of warrants | | Details of convertible securities | | Total shares (including convertible securities) underlying securities assuming conversion of convertible securities as a % of diluted share capital |
|----------|--|------------------------|---------------------------------------|-----------------------|--------------------------|--|-------------------------|---|---------------------------------------|---|---|
| | | No. of Shares held | As a % of grand total (A) + (B) + (C) | No. | As a percentage | As a % of grand total (A) + (B) + (C) of sub-clause (I)(a) | Number of warrants held | As a % total number of warrants of the same class | Number of convertible securities held | As a % total number of convertible securities of the same class | |
| (I) | (II) | (III) | (IV) | (V) | (VI) = (V) / (III) * 100 | (VII) | (VIII) | (IX) | (X) | (XI) | (XII) |
| A | Individuals belonging to Saraf Group/ HUF | | | | | | | | | | |
| 1 | Vishwambarlal C Saraf | 916 | 0.00 | 0 | 0 | 0 | 0 | 0 | 0 | 0 | 0 |
| 2 | Rajendra C Saraf | 501 | 0.00 | 0 | 0 | 0 | 0 | 0 | 0 | 0 | 0 |
| 3 | Minakshi R Saraf | 151 | 0.00 | 0 | 0 | 0 | 0 | 0 | 0 | 0 | 0 |
| 4 | Vishwambar C Saraf | 230 | 0.00 | 0 | 0 | 0 | 0 | 0 | 0 | 0 | 0 |
| 5 | Vandana V.Saraf | 1 | 0.00 | 0 | 0 | 0 | 0 | 0 | 0 | 0 | 0 |
| 6 | Vishwambar C Saraf | 125 | 0.00 | | | | | | | | |
| 7 | Rishabh R Saraf | 40 | 0.00 | 0 | 0 | 0 | 0 | 0 | 0 | 0 | 0 |
| 8 | Anupama Kaseera | 20 | 0.00 | 0 | 0 | 0 | 0 | 0 | 0 | 0 | 0 |
| | | 1984.00 | 0.00 | 0 | 0 | 0 | 0 | 0 | 0 | 0 | 0 |
| B | Saraf Group Companies | | | | | | | | | | |
| 1 | Rajendra Finance Pvt. Ltd. | 2,460,520 | 2.27 | 0 | 0 | 0 | 0 | 0 | 0 | 0 | 0 |
| 2 | Bajrang Finance Ltd | 10 | 0.00 | 0 | 0 | 0 | 0 | 0 | 0 | 0 | 0 |
| 3 | Remi Securities Limited | 2,313,600 | 2.13 | 0 | 0 | 0 | 0 | 0 | 0 | 0 | 0 |
| 4 | K K Fincorp Limited (Formerly known as "Kuber Kamal Industrial Investments Ltd") | 2,313,617 | 2.13 | 0 | 0 | 0 | 0 | 0 | 0 | 0 | 0 |
| 5 | Calplus Trading Pvt Ltd | 6,114,390 | 5.64 | 0 | 0 | 0 | 0 | 0 | 0 | 0 | 0 |
| 6 | Magnificent Trading Pvt Ltd | 7,012,334 | 6.47 | 0 | 0 | 0 | 0 | 0 | 0 | 0 | 0 |
| 7 | Remi Finance and Investment Pvt. Ltd. | 2,460,000 | 2.27 | 0 | 0 | 0 | 0 | 0 | 0 | 0 | 0 |
| 8 | Vishwakarma Jobworks Limited | 2,556,545 | 2.36 | 0 | 0 | 0 | 0 | 0 | 0 | 0 | 0 |
| 9 | Vayudoot Trading Limited | 1,995,492 | 1.84 | 0 | 0 | 0 | 0 | 0 | 0 | 0 | 0 |
| | | 27,226,508 | 25.11 | 0 | 0 | 0 | 0 | 0 | 0 | 0 | 0 |
| C | Co-promoter | | | | | | | | | | |
| 1 | Widescreen Holdings Pvt. Ltd. | 24,143,333 | 22.27 | 0 | 0 | 0 | 0 | 0 | 0 | 0 | 0 |
| D | Strategic Investor | | | | | | | | | | |
| 1 | WS Alloy Holding Private Limited | 43,247,034 | 39.88 | 0 | 0 | 0 | 0 | 0 | 0 | 0 | 0 |
| | | 94,618,859 | 87.26 | 0 | 0 | 0 | 0 | 0 | 0 | 0 | 0 |



(D)(c)(i) Statement showing holding of securities (including shares, warrants, convertible securities) of persons belonging to the category "Public" and holding more than 1% of the total number of shares


| Sr. No. | Name of the shareholder | Number of shares held | Shares as a percentage of total number of shares {i.e., Grand Total (A)+(B)+(C) indicated in | Details of warrants | | Details of convertible | | Total shares (including underlying shares assuming full conversion of warrants and convertible |
|---------|-------------------------|-----------------------|--|-------------------------|---|---------------------------------------|--|--|
| | | | | Number of warrants held | As a % total number of warrants of the same class | Number of convertible securities held | % w.r.t total number of convertible securities of the same class | |
| | | | NIL | | | | | |
| | TOTAL | | | | | | | |



(D)(c)(ii) Statement showing holding of securities (including shares, warrants, convertible securities) of persons (together with PAC) belonging to the category "Public" and holding more than 5% of the total number of shares of the company


| Sr. No. | Name(s) of the shareholder(s) and the Persons Acting in Concert (PAC) with them | Number of shares | Shares as a percentage of total number of shares {i.e., Grand Total (A)+(B)+(C) indicated in Statement at para (I)(a) above} | Details of warrants | | Details of convertible | | Total shares (including underlying shares assuming full conversion of warrants and convertible securities) as a % of diluted share capital |
|---------|---|------------------|--|---------------------|---|---------------------------------------|--|--|
| | | | | Number of warrants | As a % total number of warrants of the same class | Number of convertible securities held | % w.r.t total number of convertible securities of the same class | |
| 1 | | - | | | | | | 0 |
| 2 | | - | | | | | | |
| 3 | | | | | | | | |
| 4 | | | | | | | | |
| TOTAL | | | | | 0 | | 0 | 0 |

NIL



(I)(d) Statement showing details of locked-in shares


| Sr. No. | Name of the shareholder | Number of locked-in shares | Locked-in shares as a percentage of total number of shares {i.e., Grand Total (A)+(B)+(C) indicated in Statement at para (I)(a) above} |
|--------------|-------------------------|----------------------------|--|
| | | N | |
| TOTAL | | - | 0.00 |



A handwritten signature in black ink is written over a circular stamp. The stamp contains the text "KING ALOY B..." around the perimeter and a small star at the bottom. The signature is a cursive script that overlaps the top and right sides of the stamp.


(II)(a) Statement showing details of Depository Receipts (DRs)

| Sr. | Type of outstanding DR (ADRs, GDRs, SDRs, etc.) | Number of outstanding DRs | Number of shares underlying outstanding DRs | Shares underlying outstanding DRs as a percentage of total number of shares {i.e., Grand Total (A)+(B)+(C) indicated in Statement at para (I)(a) above} |
|-----|---|---------------------------|---|---|
| 1 | GDR | | | |
| 2 | | | | |
| 3 | | | | |
| 4 | | | | |
| 5 | | | | |
| 6 | | | | |
| 7 | | | | |
| 8 | | | | |
| 9 | | | | |
| | | | | |

A handwritten signature in black ink is written over a circular stamp. The stamp contains the text "FANG" and "ACCOUNT" around its perimeter.

(II)(b) Statement showing Holding of Depository Receipts (DRs), where underlying Share held by Promoter/Promoter Group are in excess of 1% of the total number of shares

| Sr. No. | Name of the DR Holder | Type of outstanding DR (ADRs, GDRs, SDRs, etc.) | Number of shares underlying outstanding DRs | Shares underlying outstanding DRs as a percentage of total number of shares (i.e., Grand Total (A)+(B)+(C) indicated in Statement at para (I)(a) above) |
|---------|-----------------------|---|---|---|
| 1 | | | | |
| 2 | | | NIL | |
| 3 | | | | |
| 4 | | | | |
| TOTAL | | | | - |



A circular stamp of Ring Alloy Steels Limited is present, featuring a star at the bottom and the company name around the perimeter. A handwritten signature is written over the stamp.

(III) (a) Statement showing the voting pattern of shareholders, if more than one class of shares/securities is issued by the issuer.
(Give description of voting rights for each class of security.

Class X: Equity Shares of Rs. 6 each fully paid-up ranking pari-passu in all respect

Class Y:

Class Z:)

| Category Code | Category of Shareholder | Number of Voting Rights held in each class of securities | | | Total Voting Rights (III + IV + V) | Total Voting Rights i.e. (VI) | |
|---------------|---|--|-----------------|----------------|---------------------------------------|-------------------------------|---------------------------------|
| | | Class X (III) | Class Y (IV) | Class Z (V) | | As a % of (A + B) (VII) | As a % of (A + B + C) (VIII) |
| (I) | (II) | | | | (VI) | | |
| (A) | Promoter and Promoter Group | | | | | | |
| (1) | Indian | | | | | | |
| (a) | Individuals/ Hindu Undivided Family | 1,984 | - | - | 1,984 | 0.00 | 0.00 |
| (b) | Central Government/ State Government(s) | - | - | - | - | - | - |
| (c) | Bodies Corporate | - | - | - | - | - | - |
| (d) | Financial Institutions/ Banks | - | - | - | - | - | - |
| (e) | Any Others(Specify) | - | - | - | - | - | - |
| (e-i) | Group Companies | 94,616,875 | - | - | 94,616,875 | 87.26 | 87.26 |
| (e-ii) | Directors/Relatives | - | - | - | - | - | - |
| | Sub-Total (A)(1) | 94,618,859 | - | - | 94,618,859 | 87.26 | 87.26 |
| (2) | Foreign | | | | | | |
| (a) | Individuals (Non-Resident Individuals/ Foreign Individuals) | - | - | - | - | - | - |
| (b) | Bodies Corporate | - | - | - | - | - | - |
| (c) | Institutions | - | - | - | - | - | - |
| (d) | Qualified Foreign Investor | - | - | - | - | - | - |
| (e) | Any Other (specify) | - | - | - | - | - | - |
| | Sub-Total (A)(2) | - | - | - | - | - | - |
| | Total Shareholding of Promoter and Promoter Group (A)=(A)(1)+(A)(2) | 94,618,859 | - | - | 94,618,859 | 87.26 | 87.26 |
| (B) | Public shareholding | | | | | | |
| (1) | Institutions | | | | | | |
| (a) | Mutual Funds/UTI | 16,780 | - | - | 16,780 | 0.02 | 0.02 |
| (b) | Financial Institutions/ Banks | 140 | - | - | 140 | 0.00 | 0.00 |
| (c) | Central Government/ State Government(s) | - | - | - | - | - | - |
| (d) | Venture Capital Funds | - | - | - | - | - | - |
| (e) | Insurance Companies | - | - | - | - | - | - |
| (f) | Foreign Institutional Investors | 23,761 | - | - | 23,761 | 0.02 | 0.02 |
| (g) | Foreign Venture Capital Investors | - | - | - | - | - | - |
| (h) | Qualified Foreign Investor | - | - | - | - | - | - |
| (i) | Any Other (specify) | - | - | - | - | - | - |
| | Sub-Total (B)(1) | 40,681 | - | - | 40,681 | 0.04 | 0.04 |
| (2) | Non-institutions | | | | | | |
| (a) | Bodies Corporate | 1,826,005 | - | - | 1,826,005 | 1.68 | 1.68 |
| (b) | Individuals : - i. Individual shareholders holding nominal share capital up to Rs. 1 lakh. | 6,775,447 | - | - | 6,775,447 | 6.25 | 6.25 |
| | ii. Individual shareholders holding nominal share capital in excess of Rs. 1 lakh. | 4,151,042 | - | - | 4,151,042 | 3.83 | 3.83 |
| (c) | Qualified Foreign Investor | - | - | - | - | - | - |
| (d) | Any Other (specify) | - | - | - | - | - | - |
| (di) | Clearing Member | 3,045 | - | - | 3,045 | 0.00 | 0.00 |
| (dii) | Market maker | - | - | - | - | - | - |
| (diii) | Foreign Nationals | - | - | - | - | - | - |
| (div) | Non Resident Indians (NRI) | 20,761 | - | - | 20,761 | 0.02 | 0.02 |
| (dv) | Trusts | 1,000,000 | - | - | 1,000,000 | 0.92 | 0.92 |
| | Sub-Total (B)(2) | 13,776,300 | - | - | 13,776,300 | 12.70 | 12.70 |
| | Total Public Shareholding (B)=(B)(1)+(B)(2) | 13,816,981 | - | - | 13,816,981 | 12.74 | 12.74 |
| | TOTAL (A)+(B) | 108,435,840 | - | - | 108,435,840 | 100.00 | 100.00 |
| (C) | Shares held by Custodians and against which Depository Receipts have been issued | - | - | - | - | - | - |
| | GRAND TOTAL (A)+(B)+(C) | 108,435,840 | - | - | 108,435,840 | - | 100.00 |

