



BAJAJ STEEL INDUSTRIES LIMITED
REGD. OFFICE: IMAMBADA ROAD, NAGPUR - 440 018.

PART - I

		(RS. IN LAC)					
	PARTICULARS	3 Months ended 31/12/2014 (Unaudited)	Preceding 3 months ended 30/09/2014 (Unaudited)	Corresponding 3 months ended in the previous year 31/12/2013 (Unaudited)	Year to date figures for current period ended (Nine Months) 31/12/2014 (Unaudited)	Year to date figures for corresponding period ended (Nine Months) 31/12/2013 (Unaudited)	Year to date figures for previous year ended 31/03/2014 (Audited)
1	Income from operations						
	a) Net Sales / Income from Operations (Net of excise duty)	10,060.82	10,083.19	16,586.64	25,900.77	33,236.58	40,469.04
	b) Other Operation Income	198.18	92.04	197.82	319.98	316.48	440.48
	Total income from operations (net)	10,259.00	10,175.23	16,784.46	26,220.74	33,553.06	40,909.52
2	Expenses						
	a) Cost of material consumed	6,961.08	6,422.78	10,520.17	17,765.85	21,509.78	26,094.49
	b) Purchase of traded goods						4.89
	c) Changes in inventories of finished goods, work-in-progress, stock-in-trade	(525.83)	267.40	671.00	(757.81)	929.19	157.57
	d) Employee benefit expenses	814.31	779.72	903.87	2,333.31	2,084.75	2,879.81
	e) Depreciation and amortisation expenses	182.16	79.44	163.95	439.76	491.45	883.28
	f) Other Expenses	1,874.42	1,661.35	2,899.13	4,829.88	5,681.97	8,683.94
	Total Expenses	9,306.14	9,210.69	15,158.12	24,611.00	30,697.15	38,703.97
3	Profit /(Loss) from Operations before Other income, Finance cost & Exceptional Items (1-2)	952.85	964.54	1,626.35	1,609.75	2,855.91	2,205.55
4	Other Income	94.20	55.63	61.79	258.28	194.60	390.94
5	Profit /(Loss) from ordinary activities before finance cost & Exceptional Items (3+4)	1,047.05	1,020.17	1,688.13	1,868.03	3,050.51	2,596.48
6	Finance costs	191.68	212.12	174.04	601.06	513.87	709.16
7	Profit /(Loss) from ordinary activities after finance cost, but before Exceptional Items (5-6)	855.37	808.05	1,514.10	1,266.97	2,536.64	1,887.32
8	Exceptional Items	-	-	-	-	-	-
9	Profit (+) / Loss (-) from Ordinary Activities before tax (7+8)	855.37	808.05	1,514.10	1,266.97	2,536.64	1,887.32
10	Tax Expense	297.10	133.54	491.25	430.64	823.01	654.93
11	Net Profit (+) / Loss (-) from Ordinary Activities after tax (9-10)	558.27	674.50	1,022.85	836.33	1,713.63	1,232.39
12	Extraordinary Items (Net of tax Expenses Rs.in lakhs)	-	-	-	-	-	-
13	Net Profit (+) / Loss (-) for the period (11-12)	558.27	674.50	1,022.85	836.33	1,713.63	1,232.39
14	Share of Profit/(Loss) of associates	-	-	-	-	-	-
15	Minority interest	-	-	-	-	-	-
16	Nett profit/(Loss) after taxes, minority interest and share of profit/(Loss) of associates ((13(+/-)14(+/-)15(+/-))	558.27	674.50	1,022.85	836.33	1,713.63	1,232.39
17	Paid up Equity Share Capital (Face value of the share shall be indicated)	235.00	235.00	235.00	235.00	235.00	235.00
18	Reserves excluding Revaluation Reserves as per Balance Sheet of Previous Accounting year.						6,977.59
19	i) Earning Per Share (before extra-ordinary items)						
	a) Basic	23.76	28.70	43.53	35.59	72.92	52.44
	b) Diluted	-	-	-	-	-	-
19	i) Earning Per Share (after extra-ordinary items) (of Rs. 10/- each) (not annualised)						
	a) Basic	23.76	28.70	43.53	35.59	72.92	52.44
	b) Diluted	-	-	-	-	-	-
PART - II							
A	PARTICULARS OF SHAREHOLDING						
1	Public Shareholding						
	-No. of Shares	1,489,350	1,489,350	1,489,350	1,489,350	1,489,350	1,489,350
	-Percentage of Shareholding	63.38%	63.38%	63.38%	63.38%	63.38%	63.38%



Ravi Bajaj

2	Promoters and promoter group shareholding						
	a) Pledged/Encumbered						
	- Number of shares	NIL	NIL	NIL	NIL	NIL	NIL
	- Percentage of shares (as a % of the total shareholding of promoter and promoter group)	NIL	NIL	NIL	NIL	NIL	NIL
	- Percentage of shares (as a % of the total share capital of the company)	NIL	NIL	NIL	NIL	NIL	NIL
	b) Non-encumbered						
	- Number of Shares	860,650	860,650	860,650	860,650	860,650	860,650
	- Percentage of shares (as a % of the total shareholding of promoter and promoter group)	100.00%	100.00%	100.00%	100.00%	100.00%	100.00%
	- Percentage of shares (as a % of the total share capital of the company)	36.62%	36.62%	36.62%	36.62%	36.62%	36.62%

	Particulars	3 months Ended (31/12/2014)
B	INVESTOR COMPLAINTS	
	Pending at the beginning of the quarter	Nil
	Received during the quarter	Nil
	Disposed of during the quarter	N.A.
	Remaining unresolved at the end of the quarter	N.A.

NOTES 1. The above financial results have been taken on record by the Board of Directors at their Meeting held on 12.02.2015 after reviewed by the Audit Committee.

2. There were no investor complaints outstanding at the beginning of the quarter.
3. Previous year/ quarter figures are regrouped/restated wherever necessary.


Place : Nagpur
Date : 12th February, 2015



FOR BAJAJ STEEL INDUSTRIES LIMITED

Rohit Bajaj

ROHIT BAJAJ
MANAGING DIRECTOR



BAJAJ STEEL INDUSTRIES LIMITED


REGD. OFFICE: IMAMBADA ROAD, NAGPUR - 440 018.

QUARTERLY REPORTING OF SEGMENTWISE REVENUE, RESULTS AND CAPITAL EMPLOYED,
UNDER CLAUSE 41 OF THE LISTING AGREEMENT

		(RS. IN LAC)					
	PARTICULARS	3 Months ended 31/12/2014 (Unaudited)	Preceding 3 months ended 30/09/2014 (Unaudited)	Corresponding 3 months ended in the previous year 31/12/2013 (Unaudited)	Year to date figures for current period ended (Nine Months) 31/12/2014 (Unaudited)	Year to date figures for corresponding period ended (Nine Months) 31/12/2013 (Unaudited)	Year to date figures for previous year ended 31/03/2014 (Audited)
1	Segment Revenue (Net Sale / Income from Operation)						
	a) Segment - Steel & Related Products	7,142.40	6,702.02	13,668.21	16,363.48	25,152.67	29,407.20
	b) Segment - Cotton Trading		-				
	c) Segment - Plastic & Related Products	3,116.59	3,473.21	3,116.25	9,857.26	8,400.39	11,502.32
	Total	10,259.00	10,175.23	16,784.46	26,220.74	33,553.06	40,909.52
	Less: Inter Segment Revenue	-	-	-	-	-	
	Net Sale / Income from Operation	10,259.00	10,175.23	16,784.46	26,220.74	33,553.06	40,909.52
2	Segment Results (Profit)(+)/(Loss)(-) before Tax and finance cost from each Segment						
	a) Segment - Steel & Related Products	939.62	848.33	1,494.28	1,440.29	2,514.96	1,818.00
	b) Segment - Cotton Trading					-	
	c) Segment - Plastic & Related Products	107.43	171.85	193.84	427.74	535.54	778.44
	Total	1,047.05	1,020.18	1,688.13	1,868.03	3,050.51	2,596.44
	Less: i. Finance cost	191.68	212.13	174.04	601.06	513.87	709.16
	Less:ii. Other Un-allocable expenditure net un-allocable income	-	-	-	-	-	-
	Total Profit before Tax	855.37	808.06	1,514.09	1,266.97	2,536.64	1,887.28
3	Capital Employed (Segment Assets-Segment Liabilities)						
	a) Segment - Steel & Related Products	7,450.48	6,432.11	7,977.03	7,450.48	7,977.03	6,256.55
	c) Segment - Plastic & Related Products	753.76	754.23	408.50	753.76	408.50	680.73
	d) Others	(27.17)	187.72	(272.75)	(27.17)	(272.75)	169.29
	Total	8,177.07	7,374.06	8,112.78	8,177.07	8,112.78	7,106.57

PLACE: NAGPUR

DATED: 12th February,2015



FOR BAJAJ STEEL INDUSTRIES LIMITED

Rohit Bajaj

ROHIT BAJAJ

MANAGING DIRECTOR

**Report on Limited Review of the Un-Audited Standalone Financial Results of
the Company for the quarter ended 31st December, 2014.**

We have reviewed the accompanying statement of unaudited financial results of M/s BAJAJ STEEL INDUSTRIES LIMITED for the quarter ended 31st December, 2014, except for the disclosures regarding 'Public Shareholding' and 'Promoter and Promoter Group Shareholding' which have been traced from disclosures made by the management and have not been audited by us. This statement is the responsibility of the Company's Management and has been approved by the Board of Directors. Our responsibility is to issue report on these financial statements based on our review.


We conducted our review in accordance with the standard on Review Engagement (SRE) 2400, *Engagements to Review Financial Statements* issued by the Institute of Chartered Accountants of India. This standard requires that we plan and perform the review to obtain moderate assurance as to whether the financial statements are free of material misstatement. A review is limited primarily to inquiries of Company personnel and analytical procedures applied to financial data and thus provides less assurance than an audit. We have not performed an audit and accordingly, we do not express an audit opinion.

Based on our review conducted as above, nothing has come to our attention that causes us to believe that the accompanying statement of unaudited financial results prepared in accordance with applicable accounting standards and other recognised accounting practices and policies has not disclosed the information required to be disclosed in terms of Clause 41 of the Listing Agreement including the manner in which it is to be disclosed, or that it contains any material misstatement.

Place: Nagpur

Date: 6th February, 2015.

For B. Chhawchharia & Co.
Chartered Accountants
Firm Registration No-305123E



Sanjay Agarwal

Sanjay Agarwal
Partner
Membership No. 066580