

(I)(a) STATEMENT SHOWING SHAREHOLDING PATTERN

Name of the Company: GENUS PAPER & BOARDS LTD.

Scrip Code:

Name of the Scrip:

Class of security:

As On: 06/02/2015

Partly paid-up shares:-	No. of partly paid-up shares	As a % of total no. of partly paid-up shares	As a % of total no. of shares of the company
Held by promoter/promoter group	NIL	NIL	NIL
Held by public	NIL	NIL	NIL
Total - D	NIL	NIL	NIL
Outstanding convertible securities:-	No. of outstanding securities	As a % of total no. of outstanding convertible securities	As a % of total no. of shares of the company, assuming full conversion of the convertible securities
Held by promoter/promoter group	NIL	NIL	NIL
Held by public	NIL	NIL	NIL
Total - E	NIL	NIL	NIL
Warrants:-	No. of warrants	As a % of total no. of warrants	As a % of total no. of shares of the company, assuming full conversion of warrants
Held by promoter/promoter group	NIL	NIL	NIL
Held by public	NIL	NIL	NIL
Total - F	NIL	NIL	NIL
Total paid-up capital of the company, assuming full conversion of warrants and convertible securities	257125940		




Category Code	Category of Shareholders	No. of Holders	No. of Shares	No. of Shr. in DRMAT	% of (A+B)	% of (A+B+C)	No. of Pledged Shr. (VII)	% of (IX)=(VII)/(IV)*100
(A)	Total Shareholding of Promoter & Promoter Group							
(1)	Indian							
(a)	Individual/HUF	38	69195587	69195527	26.911	26.911	Nil	Nil
(b)	Central Govt./ State Govt.	Nil	Nil	Nil	Nil	Nil	Nil	Nil
(c)	Bodies Corporate	10	60611167	60111227	23.573	23.573	Nil	Nil
(d)	Fin. Institutions / Bank	Nil	Nil	Nil	Nil	Nil	Nil	Nil
(e)	Any Other	Nil	Nil	Nil	Nil	Nil	Nil	Nil
	Sub-Total of (A)(1)	48	129806754	129306754	50.484	50.484	Nil	Nil
(2)	Foreign							
(a)	Individuals (NRIs/Foreign)	Nil	Nil	Nil	Nil	Nil	Nil	Nil
(b)	Bodies Corporate	Nil	Nil	Nil	Nil	Nil	Nil	Nil
(c)	Institutions	Nil	Nil	Nil	Nil	Nil	Nil	Nil
(d)	Qualified Foreign Investors	Nil	Nil	Nil	Nil	Nil	Nil	Nil
(e)	Any Other	Nil	Nil	Nil	Nil	Nil	Nil	Nil
	Sub-Total of (A)(2)	Nil	Nil	Nil	Nil	Nil	Nil	Nil
	Shareholding of Promoter & Promoter Group (A) = (A)(1)+(A)(2)	48	129806754	129306754	50.484	50.484	Nil	Nil
(B)	Public Shareholding							
(1)	Institutions							
(a)	Mutual Funds / UTI	7	122945	23945	0.048	0.048		
(b)	Fin. Institutions / Banks	2	6000	Nil	0.002	0.002		
(c)	Central Govt./ State Govt.	Nil	Nil	Nil	Nil	Nil		
(d)	Venture Capital	Nil	Nil	Nil	Nil	Nil		
(e)	Insurance Company	Nil	Nil	Nil	Nil	Nil		
(f)	Foreign Inst. Investors	2	93110	93110	0.036	0.036		
(g)	Foreign VC Investors	1	43000	Nil	0.017	0.017		
(h)	QFI - Corporate	Nil	Nil	Nil	Nil	Nil		
(I)	Any Other	Nil	Nil	Nil	Nil	Nil	NA	NA
	Sub-Total (B)(1)	12	265055	117055	0.103	0.103	NA	NA
(2)	Non-Institutions							
(a)	Bodies Corporate	313	21933345	21903345	8.53	8.53	NA	NA
(b)	Individuals							
	i. Individual Shareholders Holding Nominal Share Upto Rs.1 Lakh	12717	24621443	21985893	9.576	9.576	NA	NA
	ii. Individual Shareholders Holding Nominal Share greater than Rs.1 Lakh	31	69711889	69711889	27.112	27.112	NA	NA
(a)	QFI - Individual	Nil	Nil	Nil	Nil	Nil	NA	NA
(d)	Any Other	Nil	Nil	Nil	Nil	Nil	NA	NA
	NRI/OCBs	407	9873935	8747935	3.84	3.84	NA	NA
	Clearing Memb/Clearing Cor	111	913519	913519	0.355	0.355	NA	NA
	Sub-Total (B)(2)	13579	127054131	123262581	49.413	49.413	NA	NA
	Total Public Shareholding (B) = (B)(1) + (B)(2)	13591	127319186	123379636	49.516	49.516	NA	NA
	TOTAL (A)+(B)	13639	257125940	252686390	100	100	Nil	Nil
(C)	Shares held by Custodians And against which DRs have been issued	Nil	Nil	Nil	Nil	Nil	NA	NA
(1)	Promoter and Promoter group	Nil	Nil	Nil	Nil	Nil	NA	NA
(2)	Public	Nil	Nil	Nil	Nil	Nil	NA	NA
	<b>GRAND TOTAL (A)+(B)+(C)</b>	<b>13639</b>	<b>257125940</b>	<b>252686390</b>	<b>100</b>	<b>100</b>	<b>Nil</b>	<b>Nil</b>




(i)(b) Statement showing holding of securities (including shares, warrants, convertible securities) of persons belonging to the category [Promoter & Promoter Group] As on 06/02/2015

Srl No.	Name of the shareholder	Number of shares held	As a % of grand total (A)+(B)+(C)	Encumbered shares	As a % of grand total (A)+(B)+(C) of sub-clause (i)(a)	Number of warrants held	As a % of total number of warrants of the same class	Number of convertible securities held	As a % of total convertible securities of the same class	Total shares (including underlying shares assuming full conversion of warrants and convertible securities) as a % of diluted share capital
(i)	(ii)	(iii)	(iv)	(v)	(vi)=(v)/(iii)*100	(viii)	(ix)	(x)	(xi)	(xii)
1	CRG TRADING AND FINVEST (P) LTD.	3750210	1.459	0	0	0	0	0	0	1.459
2	GENUS INNOVATION LIMITED	4769600	1.855	0	0	0	0	0	0	1.855
3	GENUS INTERNATIONAL COMMODITIES LIMITED	4205000	1.635	0	0	0	0	0	0	1.635
4	GENUS POWER INFRASTRUCTURES LIMITED	499940	0.194	0	0	0	0	0	0	0.194
5	HI - PRINT ELECTROMACK PRIVATE LIMITED	5574300	2.168	0	0	0	0	0	0	2.168
6	IC FINANCE PRIVATE LTD	112800	0.044	0	0	0	0	0	0	0.044
7	KAILASH COAL AND COKE COMPANY LIMITED	7926000	3.083	0	0	0	0	0	0	3.083
8	KAILASH INDUSTRIES LIMITED	9961560	3.874	0	0	0	0	0	0	3.874
9	KAILASH VIDYUT AND ISPAT LIMITED	75000	0.029	0	0	0	0	0	0	0.029
10	VIVEKSHIL DEALERS PVT. LTD.	23736757	9.232	0	0	0	0	0	0	9.232
11	ADITYA TODI	15000	0.006	0	0	0	0	0	0	0.006
12	AMIT AGARWAL	1316086	0.512	0	0	0	0	0	0	0.512
13	AMIT AGARWAL	146150	0.057	0	0	0	0	0	0	0.057
14	AMRIT LAL TODI	3206010	1.247	0	0	0	0	0	0	1.247
15	AMRIT LAL TODI	1704500	0.663	0	0	0	0	0	0	0.663
16	ANAND TODI	2991870	1.164	0	0	0	0	0	0	1.164
17	ANAND TODI	398000	0.155	0	0	0	0	0	0	0.155
18	ANJU AGARWAL	152740	0.059	0	0	0	0	0	0	0.059
19	ASHUTOSH TODI	114000	0.044	0	0	0	0	0	0	0.044
20	BAJRANG LAL TODI	1181680	0.46	0	0	0	0	0	0	0.46
21	BALDEV KUMAR AGARWAL	508000	0.198	0	0	0	0	0	0	0.198
22	BALDEV KUMAR AGARWAL	1520000	0.591	0	0	0	0	0	0	0.591
23	BANWARI LAL TODI	3660160	1.423	0	0	0	0	0	0	1.423
24	BANWARI LAL TODI	309280	0.12	0	0	0	0	0	0	0.12
25	HIMANSHU AGGARWAL	2301846	0.895	0	0	0	0	0	0	0.895
26	ISHWAR CHAND AGARWAL	10329457	4.017	0	0	0	0	0	0	4.017
27	ISHWAR CHAND AGARWAL	402920	0.157	0	0	0	0	0	0	0.157
28	JITENDRA AGARWAL	2194809	0.854	0	0	0	0	0	0	0.854
29	KAILASH CHANDRA AGARWAL	13298366	5.172	0	0	0	0	0	0	5.172
30	KAILASH CHANDRA AGARWAL	1245600	0.484	0	0	0	0	0	0	0.484
31	MANJU DEVI TODI	374040	0.145	0	0	0	0	0	0	0.145
32	MONISHA AGARWAL	408610	0.159	0	0	0	0	0	0	0.159
33	NARAYAN PRASAD TODI	1279000	0.497	0	0	0	0	0	0	0.497
34	NARAYAN PRASAD TODI	1203600	0.468	0	0	0	0	0	0	0.468
35	NISHU TODI	436000	0.17	0	0	0	0	0	0	0.17
36	PARUL AGARWAL	807000	0.314	0	0	0	0	0	0	0.314
37	PHOOS RAJ TODI	668000	0.26	0	0	0	0	0	0	0.26
38	PHOOS RAJ TODI	759400	0.295	0	0	0	0	0	0	0.295



39	RAJENDRA AGARWAL	2467133	0.96	0	0	0	0	0	0	0	0	0	0	0	0	0	0	0	0	0	0.96
40	RAJENDRA KUMAR AGARWAL	432000	0.168	0	0	0	0	0	0	0	0	0	0	0	0	0	0	0	0	0	0.168
41	RAKESH AGARWAL	4206300	1.636	0	0	0	0	0	0	0	0	0	0	0	0	0	0	0	0	0	1.636
42	RUBAL TODI	904400	0.352	0	0	0	0	0	0	0	0	0	0	0	0	0	0	0	0	0	0.352
43	SEEMA TODI	820600	0.319	0	0	0	0	0	0	0	0	0	0	0	0	0	0	0	0	0	0.319
44	SHANTI DEVI AGARWAL	1610000	0.626	0	0	0	0	0	0	0	0	0	0	0	0	0	0	0	0	0	0.626
45	SHARDA TODI	1383000	0.538	0	0	0	0	0	0	0	0	0	0	0	0	0	0	0	0	0	0.538
46	SIMPLE AGARWAL	751030	0.292	0	0	0	0	0	0	0	0	0	0	0	0	0	0	0	0	0	0.292
47	VISHNU TODI	3359000	1.306	0	0	0	0	0	0	0	0	0	0	0	0	0	0	0	0	0	1.306
48	VISHNU TODI	330000	0.128	0	0	0	0	0	0	0	0	0	0	0	0	0	0	0	0	0	0.128
<b>TOTAL</b>		<b>129806754</b>	<b>50.484</b>	<b>Nil</b>	<b>Nil</b>	<b>Nil</b>	<b>Nil</b>	<b>Nil</b>	<b>Nil</b>	<b>Nil</b>	<b>Nil</b>	<b>Nil</b>	<b>Nil</b>	<b>Nil</b>	<b>Nil</b>	<b>Nil</b>	<b>Nil</b>	<b>Nil</b>	<b>Nil</b>	<b>Nil</b>	<b>50.484</b>




(1)(c)(i) Statement showing holding of securities (including shares, warrants, convertible securities) of persons belonging to the category [PUBLIC] and holding more than 1,000(%) of the total number of shares as on 06/02/2015

Sr/ No.	Name of the shareholder	Number of shares held	Shares as a percentage of total number of shares (i.e., Grand Total (A)+(B)+(C) indicated in Statement at para (1)(a) above)	Number of warrants held	As a % total number of warrants of the same class	Number of convertible securities held	% w.r.t total number of convertible securities of the same class	Total shares (including underlying shares assuming full conversion of warrants and convertible securities) as a % of diluted share capital
1	SANTOSH INDUSTRIES LIMITED	2876361	1.119	0	0	0	0	1.119
2	LATA BHANSHALI	4907230	1.908	0	0	0	0	1.908
3	MEENA A KOTHARI	4200000	1.633	0	0	0	0	1.633
4	MONDIP KUMAR TAMLULY	47543850	18.49	0	0	0	0	18.49
5	RAJESH BOTHRA	6150600	2.392	0	0	0	0	2.392
	<b>TOTAL</b>	<b>65678041</b>	<b>25.543</b>	<b>Nil</b>	<b>Nil</b>	<b>Nil</b>	<b>Nil</b>	<b>25.543</b>




(l)(c)(iii) Statement showing holding of securities (including shares, warrants, convertible securities) of persons (together with PAC) belonging to the category [PUBLIC] and holding more than 5.000(%) of the total number of shares of the company as on 06/02/2015

Sr No.	Name(s) of the shareholder(s) and the Persons Acting in Concert (PAC) with them	Number of shares held	Shares as a percentage of total number of shares {i.e., Grand Total (A)+(B)+(C) indicated in Statement at para (l)(a) above}	Number of warrants held	As a % total number of warrants of the same class	Number of convertible securities held	% w.r.t total number of convertible securities of the same class	Total shares (including underlying shares assuming full conversion of warrants and convertible securities) as a % of diluted share capital
1	MONDIP KUMAR TAMULY	47543850	18.49	0	0	0	0	18.49
	<b>TOTAL</b>	<b>47543850</b>	<b>18.49</b>	<b>Nil</b>	<b>Nil</b>	<b>Nil</b>	<b>Nil</b>	<b>18.49</b>




(I)(d) STATEMENT SHOWING DETAILS OF LOCKED-IN SHARES As on : 06/02/2015

Sri	Name of the Shareholder	Category of Shareholders (Promoter/Non-Promoter)	Number of Shares	% To Total
	1		Nil	Nil



(II)(a) STATEMENT SHOWING DETAILS OF DEPOSITORY RECEIPTS (DRs) As on : 06/02/2015

Srl.	Type of Outstanding DR (ADRs, GDRs, SDRs, etc)	Number of Outstanding DRs	Number of Shares underlying outstanding DRs	Shares underlying Outstanding DRs as a Percentage of total number of shares (ie. Grand total(A)+(B)+ (C) indicated in Statement at para (I)(a) above)
1	Nil	Nil	Nil	Nil





(III)(b) STATEMENT SHOWING DETAILS OF DEPOSITORY RECEIPTS (DRs), WHERE UNDERLYING SHARES HELD BY 'PROMOTER/PROMOTER GROUP' ARE IN EXCESS OF 1% OF THE TOTAL NO.OF SHARES

Srl.	Name of the DR Holder	Type of outstanding DR (ADRs,GDRs SDRs,etc.)	Number of Shares Underlying outstanding DRs	Shares underlying Outstanding DRs as Percentage of total number of shares.(ie. Grand total(A)+(B)+(C) indicated in statement at para (I)(a) above
1	Nil	Nil	Nil	Nil
2	Nil	Nil	Nil	Nil
<b>TOTAL</b>	<b>Nil</b>	<b>Nil</b>	<b>Nil</b>	<b>Nil</b>

