




(1) (a) Statement showing Shareholding Pattern

Name of the Company: HOTEL RUGBY LTD		BSE-	NSE-	; Equity	
Scrip Code, Name of the scrip, class of security:		31 <sup>st</sup> December, 2014			
Quarter ended:		No. of partly paid-up shares	As a % of total no. of partly paid-up shares	As a % of total no. of shares of the company	
Partly paid-up shares:-					
Held by Promoter / Promoter Group		0	0.0000	0.0000	
Held by public		0	0.0000	0.0000	
Total		0	0.0000	0.0000	
Outstanding convertible securities:-					
		No. of outstanding securities	As a % of total No. of outstanding convertible securities	As a % of total no. of shares of the company, assuming full conversion of the convertible securities	
Held by Promoter / Promoter Group		0	0.0000	0.0000	
Held by public		0	0.0000	0.0000	
Total		0	0.0000	0.0000	
Warrants:-					
		No. of warrants	As a % of total no. of warrants	As a % of total no. of shares of the company, assuming full conversion of warrants	
Held by Promoter / Promoter Group		0	0.0000	0.0000	
Held by public		0	0.0000	0.0000	
Total		0	0.0000	0.0000	
Total paid-up capital of the company assuming full conversion of warrants and convertible securities					14322800



Category code	Category of shareholder	Number of shareholders	Total number of shares	Number of shares held in dematerialised form	Total shareholding as a percentage of total number of		Shares pledged or otherwise encumbered
					As a percentage of (A+B) (VI)	As a percentage of (A+B+C) (VII)	
(c)	Qualified Foreign Investors	0	0	0	0.0000	0.0000	-
(d)	Any Other						
i	Non Resident Indians (Repat)	45	159932	139932	1.1166	1.1166	-
ii	Non Resident Indians (Non Repat)	44	80725	35825	0.5636	0.5636	-
iii	Overseas Bodies Corporate	0	0	0	0.0000	0.0000	-
iv	Clearing Member	37	557178	557178	3.8901	3.8901	-
v	Directors / Relatives	0	0	0	0.0000	0.0000	-
vi	Trusts	0	0	0	0.0000	0.0000	-
	Sub Total (B)(2)	8588	10394148	9344398	72.5706	72.5706	-
	Total Public Shareholding Public Group						
	(B)=(I)+(B)(2)	8589	10394848	9344398	72.5755	72.5755	NA
	Total (A)+(B)	8596	14322800	13272350	100.0000	100.0000	
	Shares held by custodians and against which Depository Receipts have been issued						
i	Promoter and Promoter group	0	0	0	0.0000	0.0000	0
ii	Public	0	0	0	0.0000	0.0000	0
	Sub Total (C)	0	0	0	0	0	0
	GRAND TOTAL (A)+(B)+(C)	8596	14322800	13272350	100.0000	100.0000	0.0000





Category Code	Category of shareholder	Number of shareholders	Total number of shares	Number of shares held in dematerialised form	Total shareholding as a percentage of total number of		Shares pledged or otherwise encumbered	
					As a percentage of (A+B) (VI)	As a percentage of (A+B+C) (VII)	Number of shares (VIII)	As a percentage (IX) = (VII)/(VIII)*100
(I)	(II)	(III)	(IV)	(V)	(VI)	(VII)	(VIII)	(IX)
(A)	Promoter and Promoter Group							
1	Indian							
(a)	Individuals/Hindu Undivided Family	3	3418852	3418852	23.8700	23.8700	0	0.0000
(b)	Central Government/State Government(s)	0	0	0	0.0000	0.0000	0	0.0000
(c)	Bodies Corporate	1	52000	52000	0.3631	0.3631	0	0.0000
(d)	Financial Institutions / Banks	0	0	0	0.0000	0.0000	0	0.0000
(e)	Any Other (specify)	3	457100	457100	3.1914	3.1914	0	0.0000
	Sub Total (A)(1)	7	3927952	3927952	27.4245	27.4245	0	0.0000
2	Foreign							
(a)	Individuals (Non-Resident Individuals/ Foreign Individuals)	0	0	0	0.0000	0.0000	0	0.0000
(b)	Bodies Corporate	0	0	0	0.0000	0.0000	0	0.0000
(c)	Institutions	0	0	0	0.0000	0.0000	0	0.0000
(d)	Qualified Foreign Investors	0	0	0	0.0000	0.0000	0	0.0000
	Any Other (specify)	0	0	0	0.0000	0.0000	0	0.0000
	Sub Total (A)(2)	0	0	0	0.0000	0.0000	0	0.0000
	Total Shareholding of Promoter and Promoter Group (A)=(A)(1)+(A)(2)	7	3927952	3927952	27.4245	27.4245	0	0.0000
(B)	Public shareholding							
1	Institutions							
(a)	Mutual Funds/UTI	0	0	0	0.0000	0.0000	-	-
(b)	Financial Institutions / Banks	1	700	700	0.0049	0.0049	-	-
(c)	Central Government/State Government(s)	0	0	0	0.0000	0.0000	-	-
(d)	Venture Capital Funds	0	0	0	0.0000	0.0000	-	-
(e)	Insurance Companies	0	0	0	0.0000	0.0000	-	-
(f)	Foreign Institutional Investors	0	0	0	0.0000	0.0000	-	-
(g)	Foreign Venture Capital Investors	0	0	0	0.0000	0.0000	-	-
(h)	Qualified Foreign Investors	0	0	0	0.0000	0.0000	-	-
	Any Other (specify)	0	0	0	0.0000	0.0000	-	-
	Sub Total (B)(1)	1	700	700	0.0049	0.0049	-	-
2	Non-institutions							
(a)	Bodies Corporate	106	628059	589059	4.3850	4.3850	-	-
(b) (i)	Individuals - shareholders holding nominal share capital up to Rs 1 Lakh	8236	3272165	2326315	22.8458	22.8458	-	-
(ii)	Individual shareholders holding nominal share capital in excess of Rs. 1 Lakh	120	5696089	5696089	39.7694	39.7694	-	-

(f) (b) Statement showing holding of securities (including shares, warrants, convertible securities) of persons belonging to the category "Promoter and Promoter Group"

Sr. No.	Name of the shareholder	Details of Shares held		Encumbered shares		Details of warrants		Details of convertible securities		Total shares (including underlying shares assuming full conversion of warrants and convertible securities) as a % of diluted share of capital	
		Number of shares held	As a % of grand total (A)+(B)+(C)	No.	As a percentage (V)/(VI)*100	As a % of grand total (A)+(B)+(C) of sub-clause (f)(a)	Number of warrants held	As a % total number of warrants of the same class	Number of convertible securities held		As a % total number of convertible securities of the same class
(i)	(ii)	(iii)	(iv)	(v)	(vi)=(v)/(ii)*100	(vii)	(viii)	(ix)	(x)	(xi)	(xii)
1	CRYSTAL HOSPITALITY SERV PVT LTD	52,000	0.3631	0	0.00	0.00	0	0	0	0	0.3631
2	DARSHANA MAHENDRA THACKER (ADHPT8279Q)	3,384,032	23.6270	0	0.00	0.00	0	0	0	0	23.6270
3	MIHIR MAHENDRA THACKER (AADPT8286G)	363,100	2.5351	0	0.00	0.00	0	0	0	0	2.5351
4	MAHENDRA RAMANLAL THACKER (ACEPT8361K)	34,800	0.2430	0	0.00	0.00	0	0	0	0	0.2430
5	MAUNIK MAHENDRA THACKER (AADPT7880J)	94,000	0.6563	0	0.00	0.00	0	0	0	0	0.6563
	<b>TOTAL</b>	<b>3927952</b>	<b>27.4245</b>	<b>0</b>	<b>0.0000</b>	<b>0.0000</b>	<b>0</b>	<b>0</b>	<b>0</b>	<b>0</b>	<b>27.4245</b>



**Statement showing holding of securities (including shares, warrants, convertible securities) of persons belonging to the category "Public" and holding more than 1% of the total number of shares**


Sr. No.	Name of the shareholder	Number of shares held	Shares as a percentage of total number of shares i.e., Grand Total (A)+(B)+(C) indicated in Statement at para (I)(a) above	Details of warrants		Details of convertible securities		Total shares (including underlying shares assuming full conversion of warrants and convertible securities) as a % of diluted share capital
				Number of warrants held	As a % total number of warrants of the same class	Number of convertible securities held	% w.r.t total number of convertible securities of the same class	
1	JIVRAJBHAI KARSHANBHAI DAKHRA (AAKPD7566L)	335112	2.3397	0	0	0	0	2.3397
2	RANCHHODBHAI K. DANKHARA (ACYPD8165F)	264086	1.8438	0	0	0	0	1.8438
3	SURESH MADANMOHAN GANGAWAT	382149	2.6681	0	0	0	0	2.6681
4	JINENDRA KUMAR JAIN (AAZB131391)	669604	4.6751	0	0	0	0	4.6751
5	ARUNBHAI HARIBHAI DUBASA	182100	1.2714	0	0	0	0	1.2714
6	JAINAM SHARE CONSULTANTS PVT LTD	468878	3.2736	0	0	0	0	3.2736
7	SURESHBHAI S DAKHARA (AAKPD0820D)	151549	1.0581	0	0	0	0	1.0581
8	JAIPRAKASH D. AGARWAL	301489	2.1050	0	0	0	0	2.1050
9	ANIL CHHOTUBHAI DESAI	153780	1.0737	0	0	0	0	1.0737
10	MASTER CAPITAL SERVICES LTD	267098	1.8648	0	0	0	0	1.8648
11	SHAMJIBHAI KARSHANBHAI DANKHARA (ACYPD8167H)	235504	1.6429	0	0	0	0	1.6429
	<b>TOTAL</b>	<b>3411149</b>	<b>23.4162</b>	<b>0</b>	<b>0</b>	<b>0</b>	<b>0</b>	<b>23.4162</b>

**Statement showing holding of securities (including shares, warrants, convertible securities) of persons (together with PAC) belonging to the category "Public"**

Sr. No.	Name(s) of the shareholder(s) and the Persons Acting in Concert (PAC) with them	Number of shares	Shares as a percentage of total number of shares i.e., Grand Total (A)+(B)+(C) indicated in Statement at para (I)(a) above	Details of warrants		Details of convertible securities		Total shares (including underlying shares assuming full conversion of warrants and convertible securities) as a % of diluted share capital
				Number of warrants	As a % total number of warrants of the same class	Number of convertible securities held	% w.r.t total number of convertible securities of the same class	
1			0.0000					
	<b>TOTAL</b>	<b>0</b>	<b>0.0000</b>					



<b>(I)(d) Statement showing details of locked-in shares</b>				
Sr. No.	Name of the shareholder	Number of Locked in Shares	Locked-in shares as a percentage of total number of shares [i.e., Grand Total (A)+(B)+(C) indicated in Statement at para (I)(a) above]	Category
1	CRYSTAL HOSPITALITY SERVICES PVT LTD	52000	0.3631	OTHER BODIES (PROMOTER CO)
2	DARSHANA MAHENDRA THACKER	3351760	23.4016	DIRECTORS
3	DARSHANA THACKER	32292	0.2255	DIRECTORS
4	MAHENDRA RAMANLAL THACKER	34800	0.2430	DIRECTORS
5	MAUNIK MAHENDRA THACKER	94000	0.6563	RELATIVES OF DIRECTOR
6	MIHIR MAHENDRA THACKER	94000	0.6563	RELATIVES OF DIRECTOR
7	MIHIR MAHENDRA THACKER	269100	1.8788	RELATIVES OF DIRECTOR
	<b>TOTAL</b>	<b>3927952</b>	<b>27.4246</b>	



(II)(a) Statement showing details of Depository Receipts (DRs)				
Sr. No.	Type of outstanding DR (ADRs, GDRs, SDRs, etc.)	Number of outstanding DRs	Number of shares underlying outstanding DRs	Shares underlying outstanding DRs as a percentage of total number of shares [i.e., Grand Total (A)+(B)+(C) indicated in Statement at para (I)(a) above]
1	NIL	NIL	NIL	NIL
TOTAL		NIL	NIL	NIL

(II) (b) Statement showing holding of Depository Receipts (DRs), where underlying shares held by

Sr. No.	Name of the DR Holder	Type of outstanding DR (ADRs, GDRs, SDRs, etc.)	Number of shares underlying outstanding DRs	Shares underlying outstanding DRs as a percentage of total number of shares [i.e., Grand Total (A)+(B)+(C) indicated in Statement at para (I)(a) above]
1	NIL	NIL	NIL	NIL
TOTAL		NIL	NIL	NIL

