

KNR CONSTRUCTIONS LIMITED




Regd. Office: C-125, Anand Niketan, New Delhi - 110021
 Corp. Office: KNR House, 3rd & 4th Floor, Plot No: 114, Phase-I, Kavuri Hills, Hyderabad - 500 033
 Ph: 040-40268759 / 61 / 62 Fax: 040-40268760
 CIN: L74210DL1995PLC238364

FINANCIAL RESULTS FOR THE QUARTER AND NINE MONTHS ENDED DECEMBER 31, 2014

(Rupees In Lakhs)

Sl. No.	PARTICULARS	STANDALONE						
		THREE MONTHS ENDED			NINE MONTHS ENDED			FOR THE YEAR ENDED
		31/12/14	30/09/14	31/12/13	31/12/14	31/12/13	31/03/14	
		Un-Audited	Un-Audited	Un-Audited	Un-Audited	Un-Audited	Audited	
No. of Months	3	3	3	9	9	12		
PART I								
1.	INCOME FROM OPERATIONS							
	a) Net sales / income from operations (net of excise duty)	23,228.71	17,394.32	22,987.17	64,768.80	60,585.68	80,450.23	
	Less: Company's Share in Joint Ventures	1,912.41	372.91	2,209.28	2,787.52	3,438.71	5,747.33	
	Net Sales/ Income From Operations	21,316.30	17,021.41	20,777.89	61,981.28	57,146.97	83,702.90	
	b) Other Operating Income	30.57	21.05	108.63	65.05	280.01	(223.42)	
	TOTAL INCOME FROM OPERATIONS (NET)	21,355.87	17,042.46	20,886.52	62,046.33	57,435.98	83,470.48	
2.	EXPENSES							
	a) Cost of materials consumed	8,839.57	5,815.15	6,366.37	23,998.11	20,043.37	29,063.07	
	b) Changes in inventories of finished goods, Stock in Progress	-	-	-	-	-	-	
	c) Employee benefits expense	963.04	889.42	863.24	2,705.06	2,604.55	3,494.50	
	d) Depreciation and amortization expense	1,288.87	1,323.33	1,437.96	4,148.17	4,313.52	5,723.15	
	e) Other expenses	2,205.28	1,835.13	2,125.50	6,457.31	6,389.38	10,134.91	
	f) Spreading & Assortment Expenses	2,208.56	1,996.52	1,767.41	7,036.44	4,105.28	6,150.53	
	g) Sub contract Expenses	4,137.38	3,469.98	6,330.61	12,705.65	15,436.10	22,056.96	
	TOTAL EXPENSES	19,642.70	15,329.53	18,891.09	57,050.74	52,892.20	76,623.12	
3.	PROFIT / (LOSS) FROM OPERATIONS BEFORE OTHER INCOME, FINANCE COSTS AND EXCEPTIONAL ITEMS (1-2)	1,713.17	1,712.93	1,995.43	4,995.59	4,543.78	6,856.36	
4.	OTHER INCOME	201.25	219.64	188.02	706.00	489.14	1,551.51	
5.	PROFIT / (LOSS) FROM ORDINARY ACTIVITIES BEFORE FINANCE COSTS AND EXCEPTIONAL ITEMS (3+4)	1,914.42	1,932.57	2,183.45	5,701.59	5,032.92	8,407.87	
6.	FINANCE COSTS	285.93	323.43	308.91	906.75	1,127.52	1,719.45	
7.	PROFIT / (LOSS) FROM ORDINARY ACTIVITIES AFTER FINANCE COSTS BUT BEFORE EXCEPTIONAL ITEMS (5-6)	1,628.49	1,609.14	1,874.54	4,794.84	3,905.40	6,688.42	
8.	EXCEPTIONAL ITEMS	-	-	-	-	-	-	
9.	PROFIT / (LOSS) FROM ORDINARY ACTIVITIES BEFORE TAX (7-8)	1,628.49	1,609.14	1,874.54	4,794.84	3,905.40	6,688.42	
10.	TAX EXPENSE	140.18	214.37	528.47	(67.81)	608.26	590.17	
11.	PROFIT / (LOSS) FROM ORDINARY ACTIVITIES AFTER TAX (9-10)	1,488.31	1,394.77	1,346.07	4,862.65	3,297.14	6,098.25	
12.	EXTRAORDINARY ITEMS (NET OF TAX EXPENSE RS.)	-	-	-	-	-	-	
13.	NET PROFIT / (LOSS) FOR THE PERIOD (11-12)	1,488.31	1,394.77	1,346.07	4,862.65	3,297.14	6,098.25	
14.	SHARE OF PROFIT / (LOSS) OF ASSOCIATES	-	-	-	-	-	-	
15.	MINORITY INTEREST	-	-	-	-	-	-	
16.	ADD / (LESS) PRIOR YEAR SHARE OF PROFIT FROM ASSOCIATES	-	-	-	-	-	-	
17.	NET PROFIT / (LOSS) AFTER TAXES, MINORITY INTEREST AND SHARE OF PROFIT / (LOSS) OF ASSOCIATES (13+14+15)	1,488.31	1,394.77	1,346.07	4,862.65	3,297.14	6,098.25	
18.	PAID UP EQUITY SHARE CAPITAL (FACE VALUE RS.10 PER SHARE)	2,812.35	2,812.35	2,812.35	2,812.35	2,812.35	2,812.35	
19.	RESERVES EXCLUDING REVALUATION RESERVES						48,519.88	
20.1.	EARNINGS PER SHARE (BEFORE EXTRAORDINARY ITEMS)							
	Basic and Diluted	5.29*	4.96*	4.79*	17.29*	11.72*	21.68	
	* Not Annualized							
20.2.	EARNINGS PER SHARE (AFTER EXTRAORDINARY ITEMS)							
	Basic and Diluted	5.29*	4.96*	4.79*	17.29*	11.72*	21.68	
	* Not Annualized							



PART II


A PARTICULARS OF SHAREHOLDING						
1. PUBLIC SHAREHOLDING						
- Number of Shares	9,198,219	9,198,219	7,308,439	9,198,219	7,308,439	7,308,439
- Percentage of Shareholding	32.71%	32.71%	25.99%	32.71%	25.99%	25.99%
2. PROMOTERS AND PROMOTER GROUP SHAREHOLDING						
a) Pledged / Encumbered						
- Number of Shares	-	-	-	-	-	-
- Percentage of Shares (Total Shareholding of Promoter & Promoter Group)	-	-	-	-	-	-
- Percentage of Shares (Total Share Capital of the Company)	-	-	-	-	-	-
b) Non-Encumbered						
- Number of Shares	18,925,241	18,925,241	20,815,021	18,925,241	20,815,021	20,815,021
- Percentage of Shares (Total Shareholding of Promoter & Promoter Group)	100.00%	100.00%	100.00%	100.00%	100.00%	100.00%
- Percentage of Shares (Total Share Capital of the Company)	67.29%	67.29%	74.01%	67.29%	74.01%	74.01%

PARTICULARS		3 months ended 31/12/14				
B INVESTOR COMPLAINTS						
Pending at the beginning of the quarter.		Nil				
Complaints received during the quarter and quarter ended 31-12-2014.		1				
Disposed of during the quarter.		1				
Remaining unresolved at the end of the quarter.		Nil				

Notes:

- The above results have been reviewed by the Audit Committee and taken on record by the Board of Directors in their meeting held on 12-02-2015
- The company is engaged in only one reportable segment viz. "Construction and Engineering" and at single geographical area namely India.
- Tax expenses includes provision for current tax and deferred tax.
- During the nine months ended 31st December 2014, the Company has revised the depreciation rate on certain fixed assets as per useful life specified in the Companies Act 2013 or re-assessed by the Company and based on current estimates the Company has adjusted Rs. 1374.91 lakhs to retained earnings for assets whose useful life has ended. There is no material impact of change in useful lives on the depreciation / amortization for the current quarter.
- The figures have been regrouped and/or rearranged wherever considered necessary.
- The statutory auditors have conducted a limited review of the above results.

Place: Hyderabad
Date : 12-02-2015



For KNR Constructions Ltd.,

K.N. Reddy
K. Narasimha Reddy
Managing Director

Sukumar Babu & Co.

CHARTERED ACCOUNTANT

513, 'B' Block, Aditya Enclave,
Ameerpet, Hyderabad – 500038
Phone: +91 40 23731173

To
The Board of Directors,
KNR Constructions Limited
KNR House, 4th Floor,
Plot No. 114, Phase – I,
Kavuri Hills,
Hyderabad – 500033


LIMITED REVIEW REPORT

We have reviewed the accompanying statement of unaudited financial results of KNR Constructions Limited for the period ended 31st December 2014 except for the disclosures regarding 'Public Shareholding' and 'Promoter and Promoter Group Shareholding' which have been traced from disclosures made by the management and have not been audited by us. This statement is the responsibility of the Company's Management and has been approved by the Board of Directors. Our responsibility is to issue a report on these financial statements based on our review.

We conducted our review in accordance with the Standard on Review Engagement (SRE) 2400, *Engagements to Review Financial Statements* issued by the Institute of Chartered Accountants of India. This standard requires that we plan and perform the review to obtain moderate assurance as to whether the financial statements are free of material misstatement. A review is limited primarily to inquiries of company personnel and analytical procedures applied to financial data and thus provides less assurance than an audit. We have not performed an audit and accordingly, we do not express an audit opinion.

Based on our review conducted as above, nothing has come to our attention that causes us to believe that the accompanying statement of unaudited financial results prepared in accordance with applicable accounting standards and other recognised accounting practices and policies has not disclosed the information required to be disclosed in terms of Clause 41 of the Listing Agreement including the manner in which it is to be disclosed, or that it contains any material misstatement.

For Sukumar Babu & Co.,
Chartered Accountants
(Registration No. 004188S)



C SUKUMAR BABU
(Partner)
Membership No. 024293

Place: Hyderabad
Date: 12.02.2015