

SRI RAMAKRISHNA MILLS (COIMBATORE) LTD

Regd. / Admn.Office: 1493, Sathyamangalam Road, P B No.2007, Ganapathy, Coimbatore 641 006

CIN : L17111TZ1946PLC000175

Unaudited Financial Results for the Quarter & Nine month ended 31 December 2014

Part I


Rs. in lakhs

S.No.	Particulars	Quarter Ended			Nine Months Ended		Year ended
		31.12.2014	30.09.2014	31.12.2013	31.12.2014	31.12.2013	31.03.2014
		-----> (Unaudited) <-----					Audited
1	Income from Operations						
	a) Net Sales / income from operations (Net of Excise Duty)	289.70	371.17	253.21	978.33	1404.18	1613.80
	b) Other operating income	97.49	106.75	52.51	277.33	73.53	116.74
	Total Income from operations (net) (a+b)	387.19	477.92	305.72	1255.66	1477.71	1730.54
2	Expenses						
	a) Cost of materials consumed	187.32	248.35	120.05	621.08	822.31	1062.83
	b) Purchase of stock-in-trade	0.00	0.00	0.00	0.00	0.00	0.00
	c) Changes in inventories of finished goods work-in-progress and stock-in-trade	-49.35	(8.98)	70.40	(66.51)	125.85	(80.52)
	d) Employee benefits expense	124.23	112.03	89.74	333.24	294.34	413.10
	e) Depreciation and amortisation expense	14.89	12.87	9.22	45.94	47.20	102.13
	f) Power & Fuel	107.26	106.31	103.14	296.73	344.90	364.42
	g) Other expenses	53.10	41.27	23.58	122.46	105.5	158.47
	Total Expenses	437.45	511.85	416.13	1352.94	1740.1	2020.43
3	Profit / [Loss] from operations before other income, finance costs and exceptional items (1-2)	(50.26)	(33.93)	(110.41)	(97.28)	(262.39)	(289.89)
4	Other Income	8.88	15.91	86.72	29.67	114.58	177.25
5	Profit / [Loss] from ordinary activities before finance costs and exceptional items (3±4)	(41.38)	(18.02)	(23.69)	(67.61)	(147.81)	(112.64)
6	Finance Costs	65.95	69.47	106.16	213.37	304.07	323.33
7	Profit / [Loss] from ordinary activities after finance costs but before exceptional items (5±6)	(107.33)	(87.49)	(129.85)	(280.98)	(451.88)	(435.97)
8	Exceptional Items	0.00	0.00	109.68	0.00	109.68	85.93
9	Profit / [Loss] from ordinary activities before tax(7±8)	(107.33)	(87.49)	(20.17)	(280.98)	(342.20)	(350.04)
10	Tax expense	0.00	0.00	0.00	0.00	0.00	0.00
11	Net Profit / [Loss] from ordinary activities after tax (9±10)	(107.33)	(87.49)	(20.17)	(280.98)	(342.20)	(350.04)
12	Extraordinary items (net of tax expense)	0.00	0.00	0.00	0.00	0.00	0.00
13	Net Profit/(Loss) for the period (11±12)	(107.33)	(87.49)	(20.17)	(280.98)	(342.20)	(350.04)
14	Share of profit /(loss) of associates	0.00	0.00	0.00	0.00	0.00	0.00
15	Minority Interest	0.00	0.00	0.00	0.00	0.00	0.00
16	Net Profit / [Loss] after taxes, minority interest and share of profit / (loss) of associates(13±14±15)*	(107.33)	(87.49)	(20.17)	(280.98)	(342.20)	(350.04)
17	Paid up equity share capital (Face Value of share @ Rs.10/- each)	711.83	711.83	711.83	711.83	711.83	711.83
18	Reserve excluding Revaluation Reserves as per balance sheet of previous accounting year						1081.07*
19.i	Earnings per share [before extraordinary items] (of Rs.10/- each) (not annualised):						
	a. Basic	(1.51)	(1.23)	(1.82)	(3.95)	(4.81)	(6.12)
	b. Diluted	(1.51)	(1.23)	(1.82)	(3.95)	(4.81)	(6.12)
19.ii	Earnings per share [after extraordinary items] (of Rs.10/- each) (not annualised):						
	a. Basic	(1.51)	(1.23)	(0.28)	(3.95)	(4.81)	(4.92)
	b. Diluted	(1.51)	(1.23)	(0.28)	(3.95)	(4.81)	(4.92)

* Carry forward loss of Rs.101.88 Lacs not considered.

.....2

For Sri Ramakrishna Mills (Coimbatore) Ltd.


 (G.A. SUBRAMANIAN)
 Company Secretary

Part I /


Rs.in lakhs

S.No.	Particulars	Quarter Ended			Nine Months Ended		Year ended
		31.12.2014	30.09.2014	31.12.2013	31.12.2014	31.12.2013	31.03.2014
A	PARTICULARS OF SHAREHOLDING						
1	Public shareholding						
	- Number of shares	2851455	2851455	2852080	2851455	2852080	2852080
	- Percentage of shareholding	40.06	40.06	40.07	40.06	40.07	40.07
2	Promoters and Promoter Group Shareholding:-						
	a) Pledged / Encumbered						
	- Number of shares	0	0	0	0	0	0
	- Percentage of shares(as a % of the total share holding of promoters and promoter group)	0	0	0	0	0	0
	- Percentage of shares(as a % of the total share capital of the company)						
	b) Non-encumbered						
	- Number of shares	4266875	4266875	4266250	4266875	4266250	4266250
	- Percentage of shares(as a % of the total share holding of promoters and promoter group)	100.0	100.0	100.0	100.0	100.0	100.0
	- Percentage of shares(as a % of the total share capital of the company)	59.94	59.94	59.93	59.94	59.93	59.93

B	INVESTOR COMPLAINTS	3 MONTHS ENDED 31.12.2014
	Pending at the beginning of the quarter	NIL
	Received during the quarter	NIL
	Disposed of during the quarter	NIL
	Remaining unresolved at the end of the quarter	NIL

I:V:BW:SRMC:RESULTS: 31122014-QTR-RESULTS-ENG

For Sri Ramakrishna Mills (Coimbatore) Ltd.



(S.A. SUBRAMANIAN)
Company Secretary

Notes:

1. The Board of Directors have approved the aforesaid Working Results at their meeting held on 11.02.2015 after review by the Audit Committee of the Company.
2. The Company is mainly engaged in one reportable business segment i.e. 'Yarn Segment' in terms of requirements of Accounting Standard 17.
3. The Company is in the process of estimating useful life of the assets as per Schedule-II of the Companies Act, 2013 and depreciation as per Schedule-II will be provided after finalizing the useful life of respective assets. The current Quarter Depreciation is provided as per erstwhile Companies Act, 1956.
4. The Auditors of the Company have carried out the "Limited Review" for the above said Financial Results.
5. The previous period figures have been re-grouped and re-classified wherever necessary.

Coimbatore
11.02.2015


By order of the Board
for SRI RAMAKRISHNA MILLS (COIMBATORE) LTD

(Sd.)

D.LAKSHMINARAYANASWAMY
Managing Director

I:\bw\srml\2015: FEB 2015: :31122014-notes-eng

For Sri Ramakrishna Mills (Coimbatore) Ltd.


(S.A. SUBRAMANIAN)
Company Secretary