

Sumeet

INDUSTRIES LIMITED

CIN : L45200GJ1988PLC011049

REGD. OFF. : 504, TRIVIDH CHAMBER, 5TH FLOOR, OPP. FIRE BRIGADE STATION, RING ROAD, SURAT - 395 002. INDIA.

PHONE : (91-261) 2328902 FAX : (91-261) 2334189

E-mail : sumeetindus@yahoo.com Visit us at : www.sumeetindustries.com

UN-AUDITED FINANCIAL RESULTS FOR THE QUARTER ENDED ON DECEMBER, 2014

(Rupees in Lacs)

	PARTICULARS	QUARTER ENDED			NINE MONTHS ENDED		YEAR ENDED
		31/12/14	30/09/14	31/12/13	31/12/14	31/12/13	31/03/14
		Un-Audited	Un-Audited	Un-Audited	Un-Audited	Un-Audited	Audited
1	Income from operations						
	(a) Net Sales/Income from Operations (Net of excise duty)	24515.59	23399.95	33731.98	72018.55	85830.73	110799.62
	(b) Other Operating Income	-	-	0.00	-	-	-
	Total Income from operations (net)	24515.59	23399.95	33731.98	72018.55	85830.73	110799.62
2	Expenses						
	(a) Cost of materials consumed	16980.79	16138.17	21107.45	49652.36	52061.17	55567.31
	(b) Purchases of stock-in-trade	1318.24	1557.09	6009.25	5406.83	17415.25	33815.62
	(c) Changes in inventories of finished goods, work-in-progress and stock-in-trade	212.38	-324.02	395.86	-176.84	386.60	105.28
	(d) Employee benefits expense	236.04	313.52	265.07	735.72	691.36	1154.78
	(e) Depreciation and amortisation expense	624.85	600.03	504.97	1850.00	1517.12	2452.85
	(f) Other expenses	3220.16	3570.55	3731.32	9620.04	8555.48	10378.81
	Total Expenses	22592.46	21855.34	32013.92	67088.11	80626.98	103474.65
3	Profit / (Loss) from Operations before Other Income, finance costs and exceptional Items (1-2)	1923.13	1544.61	1718.06	4930.44	5203.75	7324.97
4	Other Income	0.84	1.00	-4.10	19.21	-906.62	-1607.12
5	Profit / (Loss) from ordinary activities before finance costs but before exceptional Items (3+4)	1923.97	1545.61	1713.96	4949.65	4297.13	5717.85
6	Finance costs	955.56	968.02	920.31	2579.40	2175.60	3050.91
7	Profit / (Loss) from ordinary activities after finance costs but before exceptional Items (5-6)	968.41	577.59	793.65	2370.25	2121.53	2666.94
8	Exceptional items	0.00	0.00	0.00	0.00	0.00	0.00
9	Profit / (Loss) from ordinary activities before tax (7+8)	968.41	577.59	793.65	2370.25	2121.53	2666.94
10	Tax expense	172.50	173.00	295.00	592.50	560.00	905.40
11	Net Profit / (Loss) from ordinary activities after tax (9-10)	795.91	404.59	498.65	1777.75	1561.53	1761.54
12	Extraordinary Items	0.00	0.00	0.00	0.00	0.00	0.00
13	Net Profit(+)/ Loss(-) for the period (11-12)	795.91	404.59	498.65	1777.75	1561.53	1761.54

Sumeet INDUSTRIES LIMITED

CIN : L45200GJ1988PLC011049

REGD. OFF. : 504, TRIVIDH CHAMBER, 5TH FLOOR, OPP. FIRE BRIGADE STATION, RING ROAD, SURAT - 395 002. INDIA.

PHONE : (91-261) 2328902 FAX : (91-261) 2334189

E-mail : sumeetindus@yahoo.com Visit us at : www.sumeetindustries.com

14	Share of profit / (Loss) of associates	-	-	-	-	-	-
15	Minority interest	-	-	-	-	-	-
16	Profit / (Loss) after taxes, minority interest and shares of profit / (loss) of associates (13+14+15)	795.91	404.59	498.65	1777.75	1561.53	1761.54
14	Paid-up equity share capital (Face Value of Rs. 10/- per Share)	5803.97	5803.97	5803.97	5803.97	5803.97	5803.97
15	Reserves excluding Revaluation Reserves as per balance sheet of previous accounting year	-	-	-	-	-	14285.77
16.i	Earnings Per Share (before extraordinary items) (of Rs.10/- each) (not annualised)						
	(a) Basic	1.37	0.70	0.86	3.06	2.69	3.04
	(b) Diluted	-	-	-	-	-	-
16.ii	Earnings Per Share (after extraordinary items) (of Rs.10/- each) (not annualised)						
	(a) Basic	1.37	0.70	0.86	3.06	2.69	3.04
	(b) Diluted	-	-	-	-	-	-
A	PARTICULARS OF SHAREHOLDING						
1	Public Shareholding						
	- Number of shares	30809008	30809008	30809008	30809008	30809008	30809008
	- Percentage of shareholding	53.08	53.08	53.08	53.08	53.08	53.08
2	Promoters and Promoter Group Shareholding						
	a) Pledged/Encumbered						
	- Number of shares	7070000	7070000	12070000	7070000	12070000	12070000
	- Percentage of shares (as a % of the total shareholding of promoter and promoter group)	25.96	25.96	44.32	25.96	44.32	44.32
	- Percentage of shares (as a % of the total share capital of the company)	12.18	12.18	20.80	12.18	20.80	20.80
	b) Non-encumbered						
	- Number of shares	20160730	20160730	15160730	20160730	15160730	15160730
	- Percentage of shares (as a % of the total shareholding of promoter and promoter group)	74.04	74.04	55.68	74.04	55.68	55.68
	- Percentage of shares (as a % of the total share capital of the company)	34.74	34.74	26.12	34.74	26.12	26.12

B	INVESTOR COMPLAINTS	Quarter ended 31st December, 2014
	Pending at the beginning of the quarter	0
	Received during the quarter	2
	Disposed of during the quarter	2
	Remaining unresolved at the end of the quarter	0

Sumeet **INDUSTRIES LIMITED**

CIN : L45200GJ1988PLC011049

REGD. OFF. : 504, TRIVIDH CHAMBER, 5TH FLOOR, OPP. FIRE BRIGADE STATION, RING ROAD, SURAT - 395 002. INDIA.

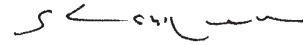
PHONE : (91-261) 2328902 FAX : (91-261) 2334189

E-mail : sumeetindus@yahoo.com Visit us at : www.sumeetindustries.com

NOTES :-

- 1 The above unaudited financial results have been reviewed by the Audit Committee and approved by the Board of Directors at its meeting held on 6th February, 2015.
- 2 As per Accounting Standard 17, the requirement of Segment reporting is not applicable to the Company both in respect of Geographical Segment and Product Segment.
- 3 Figures of previous year and previous quarter have been re-grouped wherever necessary.

For Sumeet Industries Limited




Shankarlal Somani

Chairman & Managing Director

Place : Surat

Date : 06/02/2015



Sumeet

INDUSTRIES LIMITED

CIN : L45200GJ1988PLC011049

REGD. OFF. : 504, TRIVIDH CHAMBER, 5TH FLOOR, OPP. FIRE BRIGADE STATION, RING ROAD, SURAT - 395 002. INDIA.

PHONE : (91-261) 2328902 FAX : (91-261) 2334189

E-mail : sumeetindus@yahoo.com Visit us at : www.sumeetindustries.com

UN-AUDITED CONSOLIDATED FINANCIAL RESULTS FOR THE QUARTER ENDED ON DECEMBER, 2014

(Rupees in Lacs)

	PARTICULARS	QUARTER ENDED			NINE MONTHS ENDED		YEAR ENDED
		31/12/14	30/09/14	31/12/13	31/12/14	31/12/13	31/03/14
		Un-Audited	Un-Audited	Un-Audited	Un-Audited	Un-Audited	Audited
1	Income from operations						
	(a) Net Sales/Income from Operations (Net of excise duty)	36978.39	29646.31	38593.90	96178.62	94528.85	122811.52
	(b) Other Operating Income	-	-	-	-	-	-
	Total Income from operations (net)	36978.39	29646.31	38593.90	96178.62	94528.85	122811.52
2	Expenses						
	(a) Cost of materials consumed	16980.79	16138.17	21107.45	49652.36	52061.17	55567.31
	(b) Purchases of stock-in-trade	13559.49	7658.19	11450.60	29115.57	27407.99	45571.43
	(c) Changes in inventories of finished goods, work-in-progress and stock-in-trade	212.38	-324.02	-340.28	-176.84	-1106.36	105.28
	(d) Employee benefits expense	236.04	313.52	265.07	735.72	691.36	1154.79
	(e) Depreciation and amortisation expense	624.85	600.03	504.97	1850.00	1517.12	2452.85
	(f) Other expenses	3282.02	3620.56	3736.59	9764.80	8561.44	10389.75
	Total Expenses	34895.57	28006.45	36724.40	90941.61	89132.72	115241.41
3	Profit / (Loss) from Operations before Other Income, finance costs and exceptional Items (1-2)	2082.82	1639.86	1869.50	5237.01	5396.13	7570.11
4	Other Income	18.68	42.39	-4.09	78.44	-906.62	-1596.75
5	Profit / (Loss) from ordinary activities before finance costs but before exceptional Items (3+4)	2101.50	1682.25	1865.41	5315.45	4489.51	5973.36
6	Finance costs	960.52	979.91	957.14	2603.75	2241.06	3133.17
7	Profit / (Loss) from ordinary activities after finance costs but before exceptional Items (5-6)	1140.98	702.34	908.27	2711.70	2248.45	2840.19
8	Exceptional items	0.00	0.00	0.00	0.00	0.00	0.00
9	Profit / (Loss) from ordinary activities before tax (7+8)	1140.98	702.34	908.27	2711.70	2248.45	2840.19
10	Tax expense	172.50	173.00	295.00	592.50	560.00	914.66
11	Net Profit / (Loss) from ordinary activities after tax (9-10)	968.48	529.34	613.27	2119.20	1688.45	1925.53
12	Extraordinary Items	0.00	0.00	0.00	0.00	0.00	0.00
13	Net Profit(+)/ Loss(-) for the period (11-12)	968.48	529.34	613.27	2119.20	1688.45	1925.53

Sumeet

INDUSTRIES LIMITED

CIN : L45200GJ1988PLC011049

REGD. OFF. : 504, TRIVIDH CHAMBER, 5TH FLOOR, OPP. FIRE BRIGADE STATION, RING ROAD, SURAT - 395 002. INDIA.

PHONE : (91-261) 2328902 FAX : (91-261) 2334189

E-mail : sumeetindus@yahoo.com Visit us at : www.sumeetindustries.com

14	Share of profit / (Loss) of associates	-	-	-	-	-	-
15	Minority interest	-	-	-	-	-	-
16	Profit / (Loss) after taxes, minority interest and shares of profit / (loss) of associates (13+14+15)	968.48	529.34	613.27	2119.20	1688.45	1925.53
14	Paid-up equity share capital (Face Value of Rs. 10/- per Share)	5803.97	5803.97	5803.97	5803.97	5803.97	5803.97
15	Reserves excluding Revaluation Reserves as per balance sheet of previous accounting year	-	-	-	-	-	14449.75
16.i	Earnings Per Share (before extraordinary items) (of Rs.10/- each) (not annualised)						
	(a) Basic	1.67	0.91	1.06	3.65	2.91	3.32
	(b) Diluted	-	-	-	-	-	-
16.ii	Earnings Per Share (after extraordinary items) (of Rs.10/- each) (not annualised)						
	(a) Basic	1.67	0.91	1.06	3.65	2.91	3.32
	(b) Diluted	-	-	-	-	-	-
A	PARTICULARS OF SHAREHOLDING						
1	Public Shareholding						
	- Number of shares	30809008	30809008	30809008	30809008	30809008	30809008
	- Percentage of shareholding	53.08	53.08	53.08	53.08	53.08	53.08
2	Promoters and Promoter Group Shareholding						
	a) Pledged/Encumbered						
	- Number of shares	7070000	7070000	12070000	7070000	12070000	12070000
	- Percentage of shares (as a % of the total shareholding of promoter and promoter group)	25.96	25.96	44.32	25.96	44.32	44.32
	- Percentage of shares (as a % of the total share capital of the company)	12.18	12.18	20.80	12.18	20.80	20.80
	b) Non-encumbered						
	- Number of shares	20160730	20160730	15160730	20160730	15160730	15160730
	- Percentage of shares (as a % of the total shareholding of promoter and promoter group)	74.04	74.04	55.68	74.04	55.68	55.68
	- Percentage of shares (as a % of the total share capital of the company)	34.74	34.74	26.12	34.74	26.12	26.12

B	INVESTOR COMPLAINTS	Quarter ended 31st December, 2014
	Pending at the beginning of the quarter	0
	Received during the quarter	2
	Disposed of during the quarter	2
	Remaining unresolved at the end of the quarter	0

Sumeet **INDUSTRIES LIMITED**

CIN : L45200GJ1988PLC011049

REGD. OFF. : 504, TRIVIDH CHAMBER, 5TH FLOOR, OPP. FIRE BRIGADE STATION, RING ROAD, SURAT - 395 002. INDIA.
PHONE : (91-261) 2328902 FAX : (91-261) 2334189
E-mail : sumeetindus@yahoo.com Visit us at : www.sumeetindustries.com

NOTES :-


- 1 In accordance with Clause 41 of the Listing Agreement the Company has published unaudited consolidate financial results. The unaudited standalone financial results of the Company will, however, be available on the Company's website www.sumeetindustries.com and on the website of BSE (www.bseindia.com) and on the NSE website (www.nseindia.com).
- 2 The above unaudited consolidated financial results have been reviewed by the Audit Committee and approved by the Board of Directors at their respective meetings held on 6th February, 2015. The statutory Auditors of the Company have reviewed the said results.
- 3 The above unaudited consolidated financial results have been prepared in accordance with principles and procedures as set out in Accounting standard-21 or 'Consolidated Financial Statements', Accounting Standard-23 on 'Accounting for Investments in Associates in Consolidated Financial Statements' and Accounting Standard-27 on 'Financial Reporting of interests in Joint ventures' notified by the Central Government under Companies (Accounting Standards), Rules, 2006.
- 4 The financial results of the foreign subsidiary have been prepared as per IFRS, generally followed in the country of their incorporation. As there are no material differences between the financial results as per IFRS and as per Indian GAAP, no adjustments have been considered necessary.
- 5 Company's standalone financial information is as below:

(Rupees in Lacs)

Particulars	QUARTER ENDED			NINE MONTHS ENDED		YEAR ENDED
	31/12/14	30/09/14	31/12/13	31/12/14	31/12/13	31/03/14
	Un-Audited	Un-Audited	Un-Audited	Un-Audited	Un-Audited	Audited
Turn Over	24515.59	23399.95	33731.98	72018.55	85830.73	110799.62
Profit Before Tax	968.41	577.59	793.65	2370.25	2121.53	2666.94
Profit After Tax	795.91	404.59	498.65	1777.75	1561.53	1761.54

- 6 Figures of previous year and previous quarter have been re-grouped wherever necessary.

For Sumeet Industries Limited



Shankarlal Somani
Chairman & Managing Director

Place : Surat

Date : 06/02/2015

