

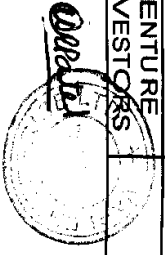
**Statement Showing Shareholding Pattern**

**Table (I)(a)**

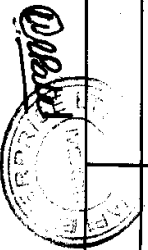
Category Code	Category of Shareholder	Number of Shareholders	Total Number Of Shares	Number of Shares held in Dematerialised form	Total Shareholding as a percentage of total number of shares	As a Percentage of (A+B)	As a Percentage of (A+B+C)	No. Of Shares	Shares Pledged or otherwise encumbered	As a Percentage (IX) = (VIII)/(IV) *100
		(I)	(II)	(III)	(IV)	(V)	(VI)	(VII)	(VIII)	(IX)
(A)	Shareholding of Promoter and Promoter Group2									
(a)	INDIVIDUAL / HUF	42	610694	354394	26.7678	26.7678		0	0.00	
(b)	CENTRAL / STATE GOVERNMENT(S)	0	0	0	0.0000	0.0000		0	0.00	
(c)	BODIES CORPORATE	2	39353	37803	1.7249	1.7249		0	0.00	
(d)	FINANCIAL INSTITUTIONS / BANKS	0	0	0	0.0000	0.0000		0	0.00	
(e)	ANY OTHERS (Specify)									
(i)	DIRECTORS RELATIVES	0	0	0	0.0000	0.0000		0	0.00	
(ii)	GROUP COMPANIES	0	0	0	0.0000	0.0000		0	0.00	
(iii)	TRUSTS	0	0	0	0.0000	0.0000		0	0.00	

*Debit*

SUB TOTAL (A)(1) :		44	650047	392197	28.4927	28.4927	0	0.00
FOREIGN								
(a) INDIVIDUAL		22	235000	0	10.3005	10.3005	0	0.00
(b) BODIES CORPORATE		0	0	0	0.0000	0.0000	0	0.00
(c) INSTITUTIONS		0	0	0	0.0000	0.0000	0	0.00
(d) QUALIFIED FOREIGN INVESTOR		0	0	0	0.0000	0.0000	0	0.00
(e) ANY OTHERS (Specify)		0	0	0	0.0000	0.0000	0	0.00
SUB TOTAL (A)(2) :		22	235000	0	10.3005	10.3005	0	0.00
Total holding for Promoters and Promoter group	(A)=(A)(1) + (A)(2)	66	885047	392197	38.7932	38.7932	0	0.00
(B) Public shareholder in group								
1 INSTITUTIONS								
(a) MUTUAL FUNDS / UTI		0	0	0	0.0000	0.0000	0	0.00
(b) FINANCIAL INSTITUTIONS / BANKS		0	0	0	0.0000	0.0000	0	0.00
(c) CENTRAL / STATE GOVERNMENT(S)		0	0	0	0.0000	0.0000	0	0.00
(d) VENTURE CAPITAL FUNDS		0	0	0	0.0000	0.0000	0	0.00
(e) INSURANCE COMPANIES		0	0	0	0.0000	0.0000	0	0.00
(f) FIIS		1	200	0	0.0088	0.0088	0	0.00
(g) FOREIGN VENTURES CAPITAL INVESTORS		0	0	0	0.0000	0.0000	0	0.00



(h)	QUALIFIED FOREIGN INVESTOR	0	0	0	0	0	0.0000	0.0000	0	0.00
(i)	ANY OTHERS (Specify)	0	0	0	0	0	0.0000	0.0000	0	0.00
SUB TOTAL (B)(1) :		1		200		0	0.0088	0.0088	0	0.00
B2. Non-Institutions										
(a)	BODIES CORPORATE INDIVIDUAL	23		16684		16184	0.7313	0.7313	0	0.00
(i)	(CAPITAL UPTO TO Rs. 1 Lakh)	1116		1000149		354144	43.8383	43.8383	0	0.00
(ii)	(CAPITAL GREATER THAN Rs. 1 Lakh)	10		271559		208859	11.9029	11.9029	0	0.00
(c)	QUALIFIED FOREIGN INVESTOR	0		0		0	0.0000	0.0000	0	0.00
(d)	ANY OTHERS (Specify)									
(i)	TRUSTS	0		0		0	0.0000	0.0000	0	0.00
(ii)	CLEARING MEMBER DIRECTORS	2		3950		3950	0.1731	0.1731	0	0.00
(iii)	RELATIVES	0		0		0	0.0000	0.0000	0	0.00
(iv)	EMPLOYEE	0		0		0	0.0000	0.0000	0	0.00
(v)	NON RESIDENT INDIANS (NRI)	9		103861		91861	4.5524	4.5524	0	0.00
(vi)	OVERSEAS BODIES CORPORATES	0		0		0	0.0000	0.0000	0	0.00
(vii)	UNCLAIMED SUSPENSE ACCOUNT	0		0		0	0.0000	0.0000	0	0.00
SUB TOTAL (B)(2) :		1160		1396203		674998	61.1981	61.1981	0	0.00
Total Public Shareholdin	(B)=(B)(1) + (B)(2)	1161		1396403		674998	61.2068	61.2068	0	0.00
Total (A) + (B) :		1227		2281450		1067195	100.0000	100.0000	0	0.00




(C) Shares held by Custodians and against which Depository Receipts have been issued										
(a)	SHARES HELD BY CUSTODIANS	0	0	0	0	0.0000	0.0000	0	0.00	
(i)	Promoter and Promoter Group	0	0	0	0	0.0000	0.0000	0	0.00	
(ii)	Public	0	0	0	0	0.0000	0.0000	0	0.00	
SUB TOTAL		0	0	0	0	0.0000	0.0000	0	0.00	
(C)(1)										
Grand Total		1227	2281450	1067195	100.0000	100.0000	0	0.00		
(A) + (B) + (C)										
NOTES :	1) NAME, NUMBER OF SHARES HELD & PERCENTAGE OF ENTITIES / PERSONS HOLDING MORE THAN 1% OF THE TOTAL SHARES OF THE COMPANY IS AS PER ANNEXURE									

Print Date :


09/01/2015 Page - 1 of 1



(1)(c)(ii) Statement showing holding of securities (including shares, warrants, convertible securities) of persons (together with PAC) belonging to the category "Public" and holding more than 5% of the total number of shares of the company		AS ON :		31/12/2014					
SR.NO	Name of the shareholder	Number of shares	Shares as a percentage of total number of shares (i.e., Grand Total (A)+(B)+(C) indicated in Statement at para (1)(a) above)	Details of warrants		Details of convertible securities		Total shares (including underlying shares assuming full conversion of warrants and convertible securities) as a % of diluted share capital	
				Number of warrants held	As a % total number of warrants of the same class	Number of convertible securities held	% w.r.t. total number of convertible securities of the same class		
1				0	0	0	0	0	0
<b>TOTAL :</b>				0	0	0	0	0	0




Name of the Company :	VAPI ENTERPRISE LIMITED		
Script Code, Name of the scrip, class of security :			
Quarter ended :	31/12/2014		
Partly paid-up shares :-	No. of partly paid-up shares	As a % of total no. of partly paid-up shares	As a % of total no. of shares of the company
Held by promoter/ promoter group	0	0.00	0.00
Held by public	0	0.00	0.00
<b>Total (D)</b>	<b>0</b>	<b>0.00</b>	<b>0.00</b>
Outstanding convertible securities	No. of outstanding securities	As a % of total no. of outstanding convertible securities	As a % of total no. of shares of the company, assuming full conversion of the convertible securities
Held by promoter/ promoter group	0	0.00	0.00
Held by public	0	0.00	0.00
<b>Total (E)</b>	<b>0</b>	<b>0.00</b>	<b>0.00</b>
Warrants	No. of Warrants	As a % of total no. of Warrants	As a % of total no. of shares of the company, assuming full conversion of warrants
Held by promoter/ promoter group	0	0.00	0.00
Held by public	0	0.00	0.00
<b>Total (F)</b>	<b>0</b>	<b>0.00</b>	<b>0.00</b>
<b>Total paid-up capital of the company, assuming full conversion of warrants convertible securities Total (A+B+C)+ D+E+F)</b>	<b>2281450</b>		<b>100.00</b>



(II) (b) Statement showing Holding of Depository Receipts (DRs) where underlying shares are in excess of 1% of the total number of shares.

Sr.No.	Type of Outstanding DR (ADRs,GDRs,SDRs etc.)	No.of Shares underlying outstanding DRs.	Shares underlying outstanding DRs.as a Percentage of total number of shares (i.e Total (A)+(B)+(C) Indicated in Statement at Para (I) (a) above)
1			
TOTAL :			



(ii) (a) Statement Showing Details of Depository Receipts (DRs)


Unit :	VAPI ENTERPRISE LIMITED	As on Date :	31/12/2014
Sr.No.	Type of Outstanding DR (ADRs,GDRs,SDRs etc.)	No of Outstanding DRs.	No of Shares underlying outstanding DRs.
1	GDRs		
		TOTAL :	
			Shares underlying outstanding DRs as a Percentage of total number of shares (i.e Total (A)+ (B) + (C) Indicated in statement at para(i) (a) above)





Statement Showing " LOCKED - IN - SHARES "

(1)(d)	SR NO	NAME	Category	Shares	AS ON :	31/12/201
1						4
TOTAL:						



(l)(c)(i) Statement showing holding of securities (including shares, warrants, convertible securities) of persons belonging to the category "Public" and holding more than 1% of the total number of shares.

SR.NO	Name of the shareholder	Number of shares held	Shares as a percentage of total number of shares(i.e., Grand Total(A)+(B)+(C) indicated in Statement at para (l)(a) above)	Details of warrants		Details of convertible		Total shares (including underlying shares assuming full conversion of warrants and convertible securities) as a % of diluted share capital
				Number of warrants held	As a % total number of warrants of the same class	Number of convertible securities held	% w.r.t total number of convertible securities of the same class	
1	MADHAV HARIDAS ASHER	113834	4.9895	0	0	0	0	0
2	PRASHANT GIRDHARDAS SAMPAT	57929	2.5391	0	0	0	0	0
3	URMILA DINESH SEETHA	40000	1.7533	0	0	0	0	0
4	DINESH R SEETHA	40000	1.7533	0	0	0	0	0
	TOTAL :	251763	11.0352	0	0	0	0	0



(l)(b) Statement showing holding of securities (including shares, warrants, convertible securities) of persons belonging to the category "PROMOTERS AND PROMOTER GROUP"

Sr.No	Name of the Shareholder	Details of shares held		Encumbered shares (*)			Details of		Details of		Total shares (including (XII))
		Number of shares held	As a % of grand total (A)+(B)+(C)	No.	As a percentage	As a % of grand total (A)+(B)+(C) of sub-clause (I)(a)	Number of warrants	As a % total number of	Number of convertible	As a % total number of	
(i)	(ii)	(iii)	(iv)	(v)	(vi)=(v)/(iii)* 100	(vii)	(viii)	(ix)	(x)	(xi)	(xii)
1	MANOJ RAMANBHAI PATEL	112055	4.91	0	0.00	0.00					
2	LAXMIBEN J PATEL	94700	4.15	0	0.00	0.00					
3	RAJEEV R PATEL	78687	3.45	0	0.00	0.00					
4	DEVIBEN R PATEL	68952	3.02	0	0.00	0.00					
5	LAJ INVESTMENTS PRIVATE LTD	37803	1.66	0	0.00	0.00					
6	NEETA PATEL	29000	1.27	0	0.00	0.00					
7	BHULA RAMJI PATEL	29000	1.27	0	0.00	0.00					
8	INDUBEN RAMESHBHAI PATEL	22500	0.99	0	0.00	0.00					
9	PATEL RANCHOBHAI KALYANBHAI	18300	0.80	0	0.00	0.00					
10	RAMESHCANDRA JIVANJEE PATEL	14500	0.64	0	0.00	0.00					
11	PATEL KANTILAL R	14500	0.64	0	0.00	0.00					
12	MITESH MANOO PATEL	14500	0.64	0	0.00	0.00					
13	HEMANT KUMAR PATEL	14500	0.64	0	0.00	0.00					
14	SANJAY A PATEL	14000	0.61	0	0.00	0.00					
15	RUPAL A PATEL	14000	0.61	0	0.00	0.00					
16	NAGINBHAI LAL LUBHAI PATEL	12900	0.57	0	0.00	0.00					
17	ATUL BHULABHAI PATEL	12600	0.55	0	0.00	0.00					
18	HARISH BHULABHAI PATEL	12200	0.53	0	0.00	0.00					
19	PADMESH PATEL	12000	0.53	0	0.00	0.00					
20	KANTUBHAI RANCHOBHAI PATEL	11800	0.52	0	0.00	0.00					
21	NALINIBEN KANTUBHAI PATEL	11800	0.52	0	0.00	0.00					
22	PREETY NAGINBHAI PATEL	10200	0.45	0	0.00	0.00					
23	JASODABEN BHULABHAI PATEL	10050	0.44	0	0.00	0.00					
24	NANUBHAI S PATEL	10000	0.44	0	0.00	0.00					
25	HEMANT RANCHOBHAI PATEL	10000	0.44	0	0.00	0.00					
26	GUNWANTBHAI G PATEL	10000	0.44	0	0.00	0.00					
27	NARESHBHAI GOVINDBHAI PATEL	10000	0.44	0	0.00	0.00					
28	MOHANLAL LALLUBHAI PATEL	10000	0.44	0	0.00	0.00					
29	NAGINBHAI GOVINBHAI PATEL	10000	0.44	0	0.00	0.00					
30	HEMU HEMANTBHAI PATEL	10000	0.44	0	0.00	0.00					
31	PAEL LALLUBHAI BHANABHAI	9900	0.43	0	0.00	0.00					
32	JASODABEN B PATEL	9350	0.41	0	0.00	0.00					
33	SUKHADA ARJUN PATEL	7900	0.35	0	0.00	0.00					
34	NALINIBEN MANUBHAI PATEL	7800	0.34	0	0.00	0.00					
35	JAYSHREE MANOOBHAI PATEL	6000	0.26	0	0.00	0.00					
36	MITESH MANOOBHAI PATEL	6000	0.26	0	0.00	0.00					
37	DARSHNA MANOOBHAI PATEL	5800	0.25	0	0.00	0.00					
38	PUSHPABEN N PATEL	5300	0.23	0	0.00	0.00					
39	BIPIN C PATEL	5000	0.22	0	0.00	0.00					
40	NARESH RAMUBHAI PATEL	5000	0.22	0	0.00	0.00					
41	JAGDISHBHAI LALLUBHAI PATEL	5000	0.22	0	0.00	0.00					
42	NEELABEN NATVARBHAI PATEL	5000	0.22	0	0.00	0.00					
43	PARESH RAMUBHAI PATEL	5000	0.22	0	0.00	0.00					
44	NATVERBHAI LALLUBHAI PATEL	5000	0.22	0	0.00	0.00					
45	PATEL SANJAY ARUNBHAI	5000	0.22	0	0.00	0.00					
46	BHANUBEN S PATEL	4800	0.21	0	0.00	0.00					
47	PUSHPABEN NAGINBHAI PATEL	4000	0.18	0	0.00	0.00					
48	ARUN RAMBHAI PATEL	3950	0.17	0	0.00	0.00					
49	ANIL RAMBHAI PATEL	3600	0.16	0	0.00	0.00					
50	JAYESHKUMAR J PATEL	3000	0.13	0	0.00	0.00					
51	CHUNILAL M PATEL	3000	0.13	0	0.00	0.00					
52	RAJENDRA MANUBHAI PATEL	3000	0.13	0	0.00	0.00					
53	PATEL SHANTILAL LALLUBHAI	3000	0.13	0	0.00	0.00					
54	PATEL GANGABEN LALLUBHAI	3000	0.13	0	0.00	0.00					
55	ARUNBHAI RAMBHAI PATEL	3000	0.13	0	0.00	0.00					
56	PATEL BHANUBEN SHANTILAL	3000	0.13	0	0.00	0.00					
57	MAHESH MANUBHAI PATEL	3000	0.13	0	0.00	0.00					
58	MANOOBHAI JIVANBHAI PATEL	2800	0.12	0	0.00	0.00					
59	BHULABHAI RAMABHAI PATEL	2600	0.11	0	0.00	0.00					
60	MAHENDRABHAI C PATEL	2000	0.09	0	0.00	0.00					
61	LAJ INVESTMENTS PVT LTD	1550	0.07	0	0.00	0.00					
62	RAMBHAI HIRABHAI PATEL	1000	0.04	0	0.00	0.00					
63	PATEL ANIL RAMBHAI	500	0.02	0	0.00	0.00					
64	SHANTILAL L PATEL	400	0.02	0	0.00	0.00					
65	JAYSHREE MANOOBHAI PATEL	150	0.01	0	0.00	0.00					
66	SHANTILAL L PATEL	100	0.00	0	0.00	0.00					
TOTAL :		885047	38.7932	0		0.0000					

