

A Global IT Transformation Architect.™



March 16, 2015

To  
Department of Corporate Services  
The Bombay Stock Exchange Limited  
Dalal Street,  
Mumbai - 400 001

Dear Sir / Madam

Sub. : Revised Shareholding Pattern in compliance with Clause 35 of the Listing Agreement

With reference to the captioned subject, enclosed herewith please find the Revised Shareholding Pattern pursuant to Clause 35 of the Listing Agreement for the Quarter ended December 31, 2014.

Kindly take the same on record and oblige.

Thanking You,

Yours sincerely,

For Allied Digital Services Limited



Ravindra Joshi  
Company Secretary


Registered office : allied digital services limited, Premises No. 13-A, 13th Floor, Earnest House, Back Bay Reclamation,  
NCPA Road, Block III, Nariman Point, Mumbai - 400 021


India | USA | Australia | South-east Asia | EMEA

B : +91 22 6681 6400 | F: +91 22 2206 4170 | [www.allieddigital.net](http://www.allieddigital.net)

Introductory sub-table (I)(a)

<b>Name of the Company: Allied Digital Services Limited</b>			
<b>Scrip Code, Name of the scrip, class of security: 532875, ADSL, Equity</b>			
<b>Quarter ended: 31/12/2014</b>			
<b>Partly paid-up shares:-</b>	<b>No. of partly paid-up shares</b>	<b>As a % of total no. of partly paid-up shares</b>	<b>As a % of total no. of shares of the company</b>
Held by promoter/promoter group	0	0	0
Held by public	0	0	0
<b>Total</b>	<b>0</b>	<b>0</b>	<b>0</b>
<b>Outstanding convertible securities:-</b>	<b>No. of outstanding securities</b>	<b>As a % of total no. of outstanding convertible securities</b>	<b>As a % of total no. of shares of the company, assuming full conversion of the convertible</b>
Held by promoter/promoter group	0	0	0
Held by public	0	0	0
<b>Total</b>	<b>0</b>	<b>0</b>	<b>0</b>
<b>Warrants:-</b>	<b>No. of warrants</b>	<b>As a % of total no. of warrants</b>	<b>As a % of total no. of shares of the company, assuming full conversion of warrants</b>
Held by promoter/promoter group	4018801	100	8
Held by public	0	0	0
<b>Total</b>	<b>4018801</b>	<b>100</b>	<b>8</b>
<b>Total paid-up capital of the company, assuming full conversion of warrants and convertible securities</b>	<b>50205528</b>		





Statement Showing Shareholding Pattern

Category code	Category of Shareholder	Number of Shareholders	Table (I)(a)		Total shareholding as a percentage of total number of shares		Shares Pledged or otherwise encumbered	
			Total number of shares	Number of shares held in dematerialized form	As a percentage of(A+B) <sup>1</sup>	As a percentage of (A+B+C)	Number of shares	As a percentage (IX)=(VIII)/(IV)
(I)	(II)	(III)	(IV)	(V)	(VI)	(VII)	(VIII)	(IX)
<b>(A)</b>	<b>Shareholding of Promoter and Promoter Group<sup>2</sup></b>							
<b>1</b>	<b>Indian</b>							
(a)	Individuals/ Hindu Undivided Family	8	20120578	20120078	43.56	43.56	0	0.00
(b)	Central Government/ State	0	0	0	0.00	0.00	0	0.00
(c)	Bodies Corporate	1	187150	187150	0.41	0.41	0	0.00
(d)	Financial Institutions/ Banks	0	0	0	0.00	0.00	0	0.00
(e)	Any Others(Specify)	0	0	0	0.00	0.00	0	0.00
	<b>Sub Total(A)(1)</b>	<b>9</b>	<b>20307728</b>	<b>20307228</b>	<b>43.97</b>	<b>43.97</b>	<b>0</b>	<b>0.00</b>
<b>2</b>	<b>Foreign</b>							
a	Individuals (Non-Residents Individuals/ Foreign Individuals)	0	0	0	0.00	0.00	0	0.00
b	Bodies Corporate	0	0	0	0.00	0.00	0	0.00
c	Institutions	0	0	0	0.00	0.00	0	0.00
d	Qualified Foreign Investor	0	0	0	0.00	0.00	0	0.00
e	Any Others(Specify)	0	0	0	0.00	0.00	0	0.00
	<b>Sub Total(A)(2)</b>	<b>0</b>	<b>0</b>	<b>0</b>	<b>0.00</b>	<b>0.00</b>	<b>0</b>	<b>0.00</b>
	<b>Total Shareholding of Promoter and Promoter Group (A)= (A)(1)+(A)(2)</b>	<b>9</b>	<b>20307728</b>	<b>20307228</b>	<b>43.97</b>	<b>43.97</b>	<b>0</b>	<b>0.00</b>
<b>(B)</b>	<b>Public shareholding</b>							
<b>1</b>	<b>Institutions</b>							
(a)	Mutual Funds/ UTI	0	0	0	0.00	0.00	0	0.00
(b)	Financial Institutions / Banks	0	0	0	0.00	0.00	0	0.00
(c)	Central Government/ State Government(s)	0	0	0	0.00	0.00	0	0.00
(d)	Venture Capital Funds	0	0	0	0.00	0.00	0	0.00
(e)	Insurance Companies	0	0	0	0.00	0.00	0	0.00
(f)	Foreign Institutional Investors	2	27642	24642	0.06	0.05	0	0.00
(g)	Foreign Venture Capital	0	0	0	0.00	0.00	0	0.00
(h)	Qualified Foreign Investor	0	0	0	0.00	0.00	0	0.00
(i)	Any Other (specify)	0	0	0	0.00	0.00	0	0.00
	<b>Sub-Total (B)(1)</b>	<b>2</b>	<b>27642</b>	<b>24642</b>	<b>0.06</b>	<b>0.05</b>	<b>0</b>	<b>0.00</b>




A Global IT

Non-institutions  
Bodies Corporate  
Information Architect.™



allied digital  
IT managed. Responsibly.

B 2	Non-institutions							
(a)	Bodies Corporate	361	3593715	3593715	7.78	7.78	0	0.00
(b)	Individuals							
I	i. Individual shareholders holding nominal share capital up to Rs 1 lakh	23994	11389739	11389585	24.66	24.66	0	0.00
II	ii. Individual shareholders holding nominal share capital in excess of Rs. 1 lakh.	104	6139936	6139936	13.29	13.29	0	0.00
(c)	Qualified Foreign Investor	1	1333000	1333000				
(d)	Any Other (specify)	0	0	0	0.00	0.00	0	0.00
(d-i)	Clearing Members	137	410798	410798	0.89	0.89	0	0.00
(d-ii)	NRI	423	807759	807759	1.75	1.75	0	0.00
(d-iii)	NRN	111	651160	651160	1.41	1.41	0	0.00
(d-iv)	Foreign National	0	0	0	0.00	0.00	0	0.00
(d-v)	Foreign Companies	1	1490000	0	3.23	3.23	0	0.00
(d-vi)	Persons Acting in Concert	0	0	0	0	0	0	0.00
(d-vii)	Other Director	1	35250	35250	0.08	0.08	0	0.00
(d-viii)	Trust	0	0	0	0.00	0.00	0	0.00
(d-ix)	HUF	0	0	0	0.00	0.00	0	0.00
	<b>Sub-Total (B)(2)</b>	<b>25133</b>	<b>25851357</b>	<b>24361203</b>	<b>55.97</b>	<b>55.97</b>	<b>0</b>	<b>0.00</b>
(B)	<b>Total Public Shareholding (B)= (B)(1)+(B)(2)</b>	<b>25135</b>	<b>25878999</b>	<b>24385845</b>	<b>56.03</b>	<b>56.03</b>	<b>0</b>	<b>0.00</b>
	<b>TOTAL (A)+(B)</b>	<b>25144</b>	<b>46186727</b>	<b>44693073</b>	<b>100.00</b>	<b>100.00</b>	<b>0</b>	<b>0.00</b>
(C)	<b>Shares held by Custodians and against which Depository Receipts have been issued</b>							
1	Promoter and Promoter Group	0	0	0	0	0.00	0	0.00
2	Public	0	0	0	0	0.00	0	0.00
	<b>Sub-Total (C)</b>	<b>0</b>	<b>0</b>	<b>0</b>	<b>0</b>	<b>0</b>	<b>0</b>	<b>0.00</b>
	<b>GRAND TOTAL (A)+(B)+(C)</b>	<b>25144</b>	<b>46186727</b>	<b>44693073</b>	<b>100.00</b>	<b>100.00</b>	<b>0</b>	<b>0.00</b>



Registered office : allied digital services limited, Premises No. 13-A, 13th Floor, Earnest House, Back Bay Reclamation, NCPA Road, Block III, Nariman Point, Mumbai - 400 021

(l)(b) Statement showing holding of securities (including shares, warrants, convertible securities) of persons belonging to the category "Promoter and Promoter Group"											
Sr. No.	Name of the shareholder	Details of Shares held		Encumbered shares (*)			Details of warrants		Details of convertible securities		Total shares (including underlying shares assuming full conversion of warrants and convertible securities) as a % of diluted share capital
		Number of shares held	As a % of grand total (A) + (B) + (C)	No.	As a percentage	As a % of grand total (A)+(B)+(C) of sub-clause (I)(a)	Number of warrants held	As a % total number of warrants of the same class	Number of convertible securities held	As a % total number of convertible securities of the same class	
(i)	(ii)	(iii)	(iv)	(v)	(vi) = (v)/(iii)*100	(vii)	(viii)	(ix)	(x)	(xi)	(xii)
1	NITIN DHANJI SHAH	12596364	27.27	0	0.00	0.00	2186667	54.41	0	0	4.3554
2	PRAKASH DHANJI SHAH	6346214	13.74	0	0.00	0.00	1832134	45.59	0	0	3.6493
3	TEJAL PRAKASH SHAH	1176000	2.55	0	0.00	0.00	0	0	0	0	0
4	VIVIL INVESTMENTS PRIVATE LIMITED	187150	0.41	0	0.00	0.00	0	0	0	0	0
5	DHARA SHAH	500	0.00	0	0.00	0.00	0	0	0	0	0
6	NEHAL SHAH	500	0.00	0	0.00	0.00	0	0	0	0	0
7	RAMESH MANILAL SHAH	500	0.00	0	0.00	0.00	0	0	0	0	0
8	ROHAN SHAH	500	0.00	0	0.00	0.00	0	0	0	0	0
<b>TOTAL</b>		<b>20307728</b>	<b>43.97</b>	<b>0</b>	<b>0.00</b>	<b>0.00</b>	<b>4018801</b>	<b>100</b>	<b>0</b>	<b>0</b>	<b>8.0047</b>

(\*) The term "encumbrance" has the same meaning as assigned to it in regulation 28(3) of the SAST Regulations, 2011





Statement showing holding of securities (including shares, warrants, convertible securities) of persons belonging to the category "Public" and holding more than 1% of the total number of shares

Sr. No.	Name of the shareholder	Number of shares held	Shares as a percentage of total number of shares (i.e., Grand Total (A)+(B)+(C) indicated in Statement at para (I)(a) above)	Details of		Details of		Total shares (including underlying shares assuming full conversion of warrants and convertible securities) as a % of diluted share capital
				Number of warrants held	As a % total number of warrants of the same class	Number of convertible securities held	% w.r.t total number of convertible securities of the same class	
1	EN POINTE TECHNOLOGIES SALES INC	1490000	3.23	0	0	0	0	2.97
2	INTEL CORPORATION	1333000	2.89	0	0	0	0	2.66
3	K L GOPALASWAMY	857528	1.86	0	0	0	0	1.71
4	BENETT, COLEMAN AND COMPANY LIMITED	764464	1.66	0	0	0	0	1.52
5	SURESH AVYODYA MAHADEVAN	520000	1.13					1.04
	<b>TOTAL</b>	<b>4964992</b>	<b>10.75</b>	<b>0</b>	<b>0</b>	<b>0</b>	<b>0</b>	<b>9.9</b>



(l)(c)(ii) Statement showing holding of securities (including shares, warrants, convertible securities) of persons (together with PAC) belonging to the category "Public" and holding more than 5% of the total number of shares of the company								
Sr. No.	Name(s) of the shareholder(s) and the Persons Acting in Concert (PAC) with them	Number of shares	Shares as a percentage of total number of shares {i.e., Grand Total (A)+(B)+(C) indicated in Statement at para (l)(a) above}	Details of warrants		Details of convertible		Total shares (including underlying shares assuming full conversion of warrants and convertible securities) as a % of diluted share capital
				Number of warrants	As a % total number of warrants of the same class	Number of convertible securities held	% w.r.t total number of convertible securities of the same class	
1	NIL	0	0	0	0	0	0	0
<b>TOTAL</b>		<b>0</b>	<b>0</b>	<b>0</b>	<b>0</b>	<b>0</b>	<b>0</b>	<b>0</b>



A Global IT

(I)(d) Statement showing details of locked-in shares			
Sr. No.	Name of the shareholder	Number of locked-in shares	Locked-in shares as a percentage of total number of shares (i.e., Grand Total (A)+(B)+(C) indicated in Statement at para (I)(a) above)
1	NITIN DHANJI SHAH – AALPS5811Q	12596364	27.27
2	PRAKASH DHANJI SHAH – AALPS5812P	6346214	13.74
	<b>TOTAL</b>	<b>18942578</b>	<b>41.01</b>

Transformation Architect.™

allied|digital®  
IT managed. Responsibly.





(II)(a) Statement showing details of Depository Receipts (DRs)  
A Global IT Transformation Architect.



Sr. No.	Type of outstanding DR (ADRs, GDRs, SDRs, etc.)	Number of outstanding DRs	Number of shares underlying outstanding DRs	Shares underlying outstanding DRs as a percentage of total number of shares (i.e., Grand Total (A)+(B)+(C) indicated in Statement at para (I)(a) above)
1	NIL	0	0	0.00
<b>TOTAL</b>		<b>0</b>	<b>0</b>	<b>0.00</b>

(II)(b) Statement showing holding of Depository Receipts (DRs), where underlying shares held by "promoter/promoter group" are in excess of 1% of the total number of shares

Sr. No.	Name of the DR Holder	Type of outstanding DR (ADRs, GDRs, SDRs, etc.)	Number of shares underlying outstanding DRs	Shares underlying outstanding DRs as a percentage of total number of shares (i.e., Grand Total (A)+(B)+(C) indicated in Statement at para (I)(a) above)
1		0	0	0
<b>TOTAL</b>		<b>0</b>	<b>0</b>	<b>0</b>

