



Ref: CVL(SRL) / BSE / 14 - 15

11th March, 2015

To,
Listing Compliance Department,
BSE Limited
P.J.Towers, Dalal Street,
Mumbai -400 001

Dear Sir,

Sub. : Revised Shareholding Pattern for the quarter ended on 31st December, 2014.

Ref. : Clause 35 of Listing Agreement.

This is to inform you that on 13th January, 2015, we had emailed Shareholding Pattern for the quarter ended 31.12.2014 pursuant to Clause 35 of Listing Agreement, however we regret to say that following inadvertent mistakes were occurred except Annex. (I)(b) i.e. { Statement showing holding of securities (including shares, warrants, convertible securities) of persons belonging to the category "Promoter and Promoter Group}":-

(I)(A) Shareholding of promoter and Promoter group :

(1) Indian

(c) Bodies Corporate – Number of shares mentioned 8702644 instead of 8873054 , number of shares in demat mentioned 8702644 instead of 8873054 and Total percentage (%) shareholding mentioned 51.0826 instead of 50.1016.

Sub-Total(A)(1) - Number of shares mentioned 9647079 instead of 9817489, number of shares in demat mentioned 9647079 instead of 9817489 and total percentage of shareholding mentioned 55.5387 instead of 56.5198.


Total Shareholding of Promoter and Promoter Group (A) - Total Number of shares mentioned 9647079 instead of 9817489, number of shares in demat mentioned 9647079 instead of 9817489 and total percentage of shareholding mentioned 55.5387 instead of 56.5198.

(I) (B) Public shareholding :

(1) Institutions

(f) Foreign Institutional Investors - Number of shareholders mentioned 3 instead of 2, number of shares mentioned 1372500 instead of 632500, shareholding percentage mentioned 7.9016 instead of 3.6413.

Sub-Total (B)(1) - Total of Institutional shareholders mentioned 4 instead of 5, total number of shares mentioned 1996565 instead of 1256565, number of shares in demat mentioned 1996565





instead of 125656 and total percentage of institutional shareholding mentioned 11.49343 instead of 7.2341.

(I)(B)(2) Public Shareholding – Non Institutions

(a) Bodies Corporate – Number of shareholders mentioned 88 instead of 80 , Total number of shares mentioned 695451 instead of 676954 , number of shares in demat mentioned 695201 instead of 676954 and Total percentage shareholding mentioned 4.0037 instead of 3.8973.

(b)(i) Individuals shareholders holding nominal share capital up to Rs.1 lakh - Number of shareholders mentioned 3972 instead of 3934 , Total number of shares mentioned 1207614 instead of 1208080 , number of shares in demat mentioned 1111845 instead of 1112311 and Total percentage shareholding mentioned 6.9523 instead of 6.9550.

(b)(ii) Individuals shareholders holding nominal share capital in excess of Rs.1 lakh - Number of shareholders mentioned 25 instead of 26 , Total number of shares mentioned 1033688 instead of 1056250 , number of shares in demat mentioned 1033688 instead of 1056250 and Total percentage shareholding mentioned 5.9510 instead of 6.0809.

(d) Any other


Clearing Members - Total number of shares mentioned 20989 instead of 17527 , number of shares in demat mentioned 20989 instead of 17527 and Total percentage shareholding mentioned 0.1208 instead of 0.1009.

Foreign Portfolio Investor (Corporate) – This category was not mentioned in our emailed file but which has 1 (One) Shareholder, further total number of shares held by Foreign Portfolio Investor (Corporate) (i.e. Hypnos Fund Limited) is 710000 & Number of shares in demat is 710000 and Total percentage shareholding is 4.0875.

NRIs (Repatriation) - Number of shareholders mentioned 40 instead of 35, Total number of shares mentioned 258807 instead of 117298, Number of shares in demat mentioned 258807 instead of 117298 and Total percentage shareholding mentioned 1.4900 instead of 0.6753.

NRIs (Non-Repatriation) - Total number of shares mentioned 2507807 instead of 2507837, Number of shares in demat mentioned 2507807 instead of 2507837 and Total percentage shareholding is mentioned is 14.4376 instead of 14.4377.

Sub-Total (B)(2) - Number of shareholders mentioned 4171 instead of 4122, Total number of shares mentioned 5726356 instead of 6295946, Number of shares in demat mentioned 5630337 instead of 6199927 and Total percentage shareholding mentioned 32.9669 instead of 36.2461.



Crest Ventures Limited (Formerly known as Sharyans Resources Limited)

Corporate Office: 111, Maker Chambers IV | 11th Floor | Nariman Point | Mumbai – 400021 | T: +91 22 43347000 | F: +91 22 43347002
Registered Office: Kalpataru Heritage | 4th Floor | 127, M.G. Road | Fort | Mumbai – 400001 | T: +91 22 40512500 | F: +91 22 40512555
www.crest.co.in | CIN-L99999MH1982PLC102697



(B) Total Public Shareholding (B) = (B)(1)+(B)(2) – Number of shareholders mentioned 4176 instead of 4126 , Total number of shares mentioned 7722921 instead of 7552511, Number of shares in demat mentioned 7626902 instead of 7456492 and Total percentage shareholding mentioned 44.4613 instead of 43.4802.

TOTAL (A)+(B)- Number of shareholders mentioned 4180 instead of 4130.

GRAND TOTAL (A)+(B)+(C)- Number of shareholders mentioned 4180 instead of 4130.


(I)(c)(i)Statement showing holding of securities (including shares, warrants, convertible securities) of persons belonging to the category "Public" and holding more than 1 % of the total number of shares – In serial number 2 name of the shareholder being Hypnos Fund Ltd Number of shares held mentioned 740000 instead of 710000 , Shares as a percentage of total number of shares {i.e., Grand Total (A)+(B)+(C) indicated in Statement at para. (I)(a) above} mentioned 4.2602 instead of 4.0875. Accordingly total Number shares mentioned 5020819 instead of 4990819 and Shares as a percentage of total number of shares mentioned 28.9051 instead of 28.7324.


In view of the above we hereby humbly request you to kindly take note of the above corrections and we are enclosing herewith revised shareholding pattern for your information and records.

Please take the same on your records.

Thanking You,
Yours faithfully,

For Crest Ventures Limited


Rohan R. Gavas
Company Secretary




Encl.: Comparative statement & revised shareholding pattern attached

Correction to be made in Statement showing Shareholding Pattern

For the Quarter ended - 31st December, 2014


Category code	Category of Shareholder	Number of Shareholders	Total number of shares	Number of shares held in demat form	Total shareholding as a percentage of total number of shares		Shares Pledged or otherwise encumbered	
					As a percentage of (A+B)	As a percentage of (A+B+C)	Number of Shares	As a Percentage
(I)	(II)	(III)	(IV)	(V)	(VI)	(VII)	(VIII)	(IX)=(VIII)/(IV)*100
(A)	Shareholding of Promoter and Promoter Group							
(1)	Indian	3	8873054	8873054	51.0826	51.0826	0	0.0000
(c)	Bodies Corporate	4	9817489	9817489	56.5198	56.5198	0	0.0000
	Sub-Total(A)/(1)							
	Total Shareholding of Promoter and Promoter Group (A)= (A)(1)+(A)(2)	4	9817489	9817489	56.5198	56.5198	0	0.0000
(B)	Public shareholding							
1	Institutions	2	632500	632500	3.6413	3.6413	0	0.0000
(f)	Foreign Institutional Investors	4	1256565	1256565	7.2341	7.2341	0	0.0000
	Sub-Total (B)(1)							
B 2	Non-institutions	80	676954	676704	3.8973	3.8973	0	0.0000
(a)	Bodies Corporate							
(b)	Individuals -	3934	1208080	1112311	6.9550	6.9550	0	0.0000
	i. Individual shareholders holding nominal share capital up to Rs.1 lakh							
	ii. Individual shareholders holding nominal share capital in excess of Rs.1 lakh	26	1056250	1056250	6.0809	6.0809	0	0.0000
(d)	Any Other (specify)							
	Clearing Members	33	17527	17527	0.1009	0.1009	0	0.0000
	Foreign Portfolio Investor (Corporate)	1	710000	710000	4.0875	4.0875	0	0.0000
	NRI's (Repatriation)	35	117298	117298	0.6753	0.6753	0	0.0000
	NRI's (Non-Repatriation)	12	2507837	2507837	14.4377	14.4377	0	0.0000
	Sub-Total (B)(2)	4122	6295946	6199927	36.2461	36.2461	0	0.0000
	Total Public Shareholding (B) = (B)(1)+(B)(2)	4126	7552511	7456492	43.4802	43.4802	0	0.0000
(B)	TOTAL (A)+(B)	4130	17370000	17273981	100.0000	100.0000	0	0.0000
	GRAND TOTAL (A)+(B)+(C)	4130	17370000	17273981	100.0000	100.0000	0	0.0000



Old Statement showing Shareholding Pattern submitted on 13.01.2015

Data Submitted as on 13th January, 2015
For the Quarter ended - 31st December, 2014

Table (I)(a)									
Category code	Category of Shareholder	Number of Shareholders	Total number of shares	Number of shares held in demat form	Total shareholding as a percentage of total number of shares			Shares Pledged or otherwise encumbered	
					As a percentage of (A+B) (VI)	As a percentage of (A+B+C) (VII)	Number of Shares (VIII)	As a Percentage (IX)=(VIII)/(IV)*100 (IV)*100	
(I)	(II)	(III)	(IV)	(V)	(VI)	(VII)	(VIII)	(IX)=(VIII)/(IV)*100	
(A)	Shareholding of Promoter and Promoter Group								
(1)	Indian								
(c)	Bodies Corporate	3	8702644	8702644	50.1016	50.1016	0	0.0000	
	Sub-Total(A)(1)	4	9647079	9647079	55.5387	55.5387	0	0.0000	
	Total Shareholding of Promoter and Promoter Group (A)= (A)(1)+(A)(2)	4	9647079	9647079	55.5387	55.5387	0	0.0000	
(B)	Public shareholding								
1	Institutions								
(f)	Foreign Institutional Investors	3	1372500	1372500	7.9016	7.9016	0	0.0000	
	Sub-Total (B)(f)(1)	5	1996565	1996565	11.4943	11.4943	0	0.0000	
B 2	Non-institutions								
(a)	Bodies Corporate	88	695451	695451	4.0037	4.0037	0	0.0000	
(b)	Individuals -								
	i. Individual shareholders holding nominal share capital up to Rs.1 lakh	3972	1207614	1111845	6.9523	6.9523	0	0.0000	
	ii. Individual shareholders holding nominal share capital in excess of Rs.1 lakh	25	1033688	1033688	5.9510	5.9510	0	0.0000	
(d)	Any Other (specify)								
	Clearing Members	33	20989	20989	0.1208	0.1208	0	0.0000	
	Foreign Portfolio Investor (Corporate)	0	0	0	0.0000	0.0000	0	0.0000	
	NRIs (Repatriation)	40	258807	258807	1.4900	1.4900	0	0.0000	
	NRIs (Non-Repatriation)	12	2507807	2507807	14.4376	14.4376	0	0.0000	
	Sub-Total (B)(2)	4171	5726356	5630337	32.9669	32.9669	0	0.0000	
	Total Public Shareholding (B) = (B)(f)+(B)(2)	4176	7722921	7626902	44.4613	44.4613	0	0.0000	
	TOTAL (A)+(B)	4180	17370000	17273981	100.0000	100.0000	0	0.0000	
	GRAND TOTAL (A)+(B)+(C)	4180	17370000	17273981	100.0000	100.0000	0	0.0000	



New


(I)(c)(i) Statement showing holding of securities (including shares, warrants, convertible securities) of persons belonging to the category "Public" and holding more than 1 % of the total number of shares

Sr. No.	Name of the shareholder	Number of shares held	Shares as a percentage of total number of shares {i.e., Grand Total (A)+(B)+(C) indicated in Statement at para (I)(a) above}	Details of Warrants		Details of convertible securities		Total shares (including underlying shares assuming full conversion of warrants and convertible securities) as a % of diluted share capital
				Number of warrants held	As a % of total Number of warrants of the same class	Number of convertible securities held	% w.r.t total number of convertible securities of the same class	
2	Hypnos Fund Ltd.	710,000	4.0875	0	0	0	0	0
	TOTAL	4,990,819	28.7324	0	0	0	0	0

Old

(I)(c)(i) Statement showing holding of securities (including shares, warrants, convertible securities) of persons belonging to the category "Public" and holding more than 1 % of the total number of shares

Sr. No.	Name of the shareholder	Number of shares held	Shares as a percentage of total number of shares {i.e., Grand Total (A)+(B)+(C) indicated in Statement at para (I)(a) above}	Details of Warrants		Details of convertible securities		Total shares (including underlying shares assuming full conversion of warrants and convertible securities) as a % of diluted share capital
				Number of warrants held	As a % of total Number of warrants of the same class	Number of convertible securities held	% w.r.t total number of convertible securities of the same class	
2	Hypnos Fund Ltd.	740,000	4.2602	0	0	0	0	0
	TOTAL	5,020,819	28.9051	0	0	0	0	0




Introductory sub-table (I)(a)

Name of the Company - Crest Ventures Limited (formerly known as Sharyans Resources Limited)			
Scrip Code- 511413		ISIN - INE559D01011	
Quarter ended : 31st December, 2014			
Partly Paid-up shares:-	No. of partly paid-up shares	As a % of total no. of partly paid-up shares	As a % of total no. of shares of the Company
Held by promoter/promoter group	-----N. A.-----		
Held by public	-----N. A.-----		
Total	NIL	NIL	NIL
Outstanding convertible securities:-	No. of outstanding securities	As a % of total no. of outstanding convertible securities	As a % of total no. of shares of the company, assuming full conversion of the convertible securities
Held by promoter/promoter group	-----N. A.-----		
Held by public	-----N. A.-----		
Total	NIL	NIL	NIL
Warrants :-	No. of warrants	As a % of total no. of warrants	As a % of total no. of shares of the Company, assuming full conversion of warrants
Held by promoter/promoter group	-----N. A.-----		
Held by public	-----N. A.-----		
Total	NIL	NIL	NIL
Total paid-up capital of the company, assuming full conversion of warrants and convertible securities	Total paid-up capital of the Company is Rs.17,37,00,000/- divided into 1,73,70,000 Equity Shares of Rs.10/-		

For Crest Ventures Limited

Company Secretary



Statement showing Shareholding Pattern


For the Quarter ended - 31st December, 2014

Table (I)(a)

Category code	Category of Shareholder	Number of Shareholders	Total number of shares	Number of shares held in demat form	Total shareholding as a percentage of total number of shares		Shares Pledged or otherwise encumbered	
					As a percentage of (A+B) (VI)	As a percentage of (A+B+C) (VII)	Number of Shares (VIII)	As a Percentage (IX)=(VIII)/(IV)*100
(I)	(II)	(III)	(IV)	(V)	(VI)	(VII)	(VIII)	(IX)
(A)	Shareholding of Promoter and Promoter Group							
(1)	Indian							
(a)	Individuals/ Hindu Undivided Family	1	944435	944435	5.4372	5.4372	0	0.0000
(b)	Central Government/State Government(s)	0	0	0	0.0000	0.0000	0	0.0000
(c)	Bodies Corporate	3	8873054	8873054	51.0826	51.0826	0	0.0000
(d)	Financial Institutions/ Banks	0	0	0	0.0000	0.0000	0	0.0000
(e)	Any Other (specify)	0	0	0	0.0000	0.0000	0	0.0000
	Sub-Total(A)(1)	4	9817489	9817489	56.5198	56.5198	0	0.0000
2	Foreign							
a	Individuals (Non-Residents Individuals/ Foreign Individuals)	0	0	0	0	0	0	0.0000
b	Bodies Corporate	0	0	0	0	0	0	0.0000
c	Institutions	0	0	0	0	0	0	0.0000
d	Qualified Foreign Investors	0	0	0	0	0	0	0.0000
e	Any Other (specify)	0	0	0	0	0	0	0.0000
	Sub-Total(A)(2)	0	0	0	0.0000	0.0000	0	0.0000
	Total Shareholding of Promoter and Promoter Group (A) = (A)(1)+(A)(2)	4	9817489	9817489	56.5198	56.5198	0	0.0000
(B)	Public shareholding							
1	Institutions							
(a)	Mutual Funds/ UTI	0	0	0	0.0000	0	0	0.0000
(b)	Financial Institutions/ Banks	0	0	0	0.0000	0	0	0.0000
(c)	Central Government/ State Government(s)	0	0	0	0.0000	0	0	0.0000
(d)	Venture Capital Funds	0	0	0	0.0000	0	0	0.0000
(e)	Insurance Companies	2	624065	624065	3.5928	3.5928	0	0.0000
(f)	Foreign Institutional Investors	2	632500	632500	3.6413	3.6413	0	0.0000
(g)	Foreign Venture Capital Investors	0	0	0	0	0	0	0.0000
(h)	Qualified Foreign Investors	0	0	0	0	0	0	0.0000
(i)	Any Other	0	0	0	0	0	0	0.0000
	Sub-Total (B)(1)	4	1256565	1256565	7.2341	7.2341	0	0.0000

Category code	Category of Shareholder	Number of Shareholders	Total number of shares	Number of shares held in demat form	Total shareholding as a percentage of total number of shares		Shares Pledged or otherwise encumbered	
					As a percentage of (A+B) (VI)	As a percentage of (A+B+C) (VII)	Number of Shares (VIII) (VIIII)	As a Percentage (IX)=(VIII)/(IV)*100
(I)	(II)	(III)	(IV)	(V)	(VI)	(VII)	(VIII)	(IX)=(VIII)/(IV)*100
B 2	Non-institutions							
(a)	Bodies Corporate	80	676954	676704	3.8973	3.8973	0	0.0000
(b)	Individuals - i. Individual shareholders holding nominal share capital up to Rs.1 lakh ii. Individual shareholders holding nominal share capital in excess of Rs.1 lakh	3934	1208080	1112311	6.9550	6.9550	0	0.0000
(c)	Qualified Foreign Investors	26	1056250	1056250	6.0809	6.0809	0	0.0000
(d)	Any Other (specify)							
	Clearing Members	33	17527	17527	0.1009	0.1009	0	0.0000
	Foreign Portfolio Investor (Corporate)	1	710000	710000	4.0875	4.0875	0	0.0000
	NRIs (Repatriation)	35	117298	117298	0.6753	0.6753	0	0.0000
	NRIs (Non-Repatriation)	12	2507837	2507837	14.4377	14.4377	0	0.0000
	Trust	1	2000	2000	0.0115	0.0115	0	0.0000
	Sub-Total (B)(2)	4122	6295946	6199927	36.2461	36.2346	0	0.0000
(B)	Total Public Shareholding (B) = (B)(1)+(B)(2)	4126	7552511	7456492	43.4802	43.4802	0	0.0000
	TOTAL (A)+(B)	4130	17370000	17273981	100.0000	100.0000	0	0.0000
(C)	Shares held by Custodians and against which Depository Receipts have been issued							
1)	Promoter and Promoter Group	0	0	0	0	0	0	0.0000
2)	Public	0	0	0	0	0	0	0.0000
	Sub-Total (C)	0	0	0	0	0	0	0.0000
	GRAND TOTAL (A)+(B)+(C)	4130	17370000	17273981	100.0000	100.0000	0	0.0000


----- N. A. -----



(I)(b) Statement showing holding of securities (including shares, warrants, convertible securities) of persons belonging to the category "Promoter and Promoter Group"


Sr. No.	Name of the shareholder	Details of Shares held		Encumbered shares (*)			Details of warrants		Details of Convertible securities		Total shares (including underlying shares assuming full conversion of warrants and convertible securities) as a % of diluted share capital
		Number of shares held	As a % of grand Total (A)+(B)+(C)	No.	As a Percentage of sub-clause (I)(a)	As % of grand total(A)+(B)+(C)	Number of warrants held	As a % of total Number of warrants of the same class	Number of convertible securities held	As a % of total number of convertible securities of the same class	
(I)	(II)	(III)	(IV)	(V)	(VI) = (V)/(III)*100	(VII)	(VIII)	(IX)	(X)	(XI)	(XII)
1	Mr. Vijay Choraria	944,435	5.4372	0	0	N. A.	0	0	0	0	5.4372
2	Kempro Traders Private Ltd.	0	0.0000	0	0	N. A.	0	0	0	0	0.0000
3	Fine Estates Private Ltd. **	7,027,810	40.4595	0	0	N. A.	0	0	0	0	40.4595
4	A. K. Equities Private Ltd.	1,238,404	7.1296	0	0	N. A.	0	0	0	0	7.1296
5	V. J. Finsecurities Private Ltd.	606,840	3.4936	0	0	N. A.	0	0	0	0	3.4936
	TOTAL	9,817,489	56.5198	0	0	N. A.	0	0	0	0	56.5198

(*) The term "encumbrance" has the same meaning as assigned to it in regulation 28(3) of the SAST Regulations, 2011




(l)(c)(i) Statement showing holding of securities (including shares, warrants, convertible securities) of persons belonging to the category "Public" and holding more than 1 % of the total number of shares

Sr. No.	Name of the shareholder	Number of shares held	Shares as a percentage of total number of shares {i.e., Grand Total (A)+(B)+(C) indicated in Statement at para (l)(a) above}	Details of Warrants		Details of convertible securities		Total shares (including underlying shares assuming full conversion of warrants and convertible securities) as a % of diluted share capital
				Number of warrants held	As a % of total Number of warrants of the same class	Number of convertible securities held	% w.r.t total number of convertible securities of the same class	
1	Pishu V Chainani	2,500,000	14.3926	0	0	0	0	0
2	Hypnos Fund Ltd.	710,000	4.0875	0	0	0	0	0
3	Orange Mauritius Investment Ltd.	630,000	3.6269	0	0	0	0	0
4	General Insurance Company	337,373	1.9423	0	0	0	0	0
5	Miraj Marketing Company LLP	301,754	1.7372	0	0	0	0	0
6	United India Insurance Company Ltd.	286,692	1.6505	0	0	0	0	0
7	Pulkit N. Sekhseria	225,000	1.2953	0	0	0	0	0
	TOTAL	4,990,819	28.7324	0	0	0	0	0




(l)(c)(ii) Statement showing holding of securities (including shares, warrants, convertible securities) of persons (together with PAC) belonging to the category "Public" and holding more than 5% of the total number of shares of the company

Sr. No.	Name(s) of the shareholder(s) and the Persons Acting in Concert (PAC) with them	Number of shares	Shares as a percentage of total number of shares {i.e., Grand Total (A)+(B)+(C) indicated in Statement at para (l)(a) above}	Details of warrants		Details of convertible securities		Total shares (including underlying shares assuming full conversion of warrants and convertible securities) as a % of diluted share capital
				Number of warrants	As a % total number of warrants of the same class	Number of convertible securities held	% w.r.t total number of convertible securities of the same class	
1	PISHU V CHAINANI	2,500,000	14.3926	NIL	NIL	NIL	NIL	NIL
	Total	2,500,000	14.3926	NIL	NIL	NIL	NIL	NIL




(I)(d) Statement showing details of locked-in shares.

Sr. No.	Name of the shareholder	Number of locked-in shares.	Locked-in shares as a percentage of total number of shares {i.e., Grand Total (A)+(B)+(C) indicated in Statement at para (I)(a) above}
	NIL	NIL	NIL
Total			




(II)(a) Statement showing details of Depository Receipts (DRs)

Sr. No.	Type of outstanding DR (ADRs, GDRs, SDRs, etc.)	Number of outstanding DRs	Number of shares underlying outstanding DRs	Shares underlying outstanding DRs as a percentage of total number of shares {i.e., Grand Total (A)+(B)+(C) indicated in Statement at para (I)(a) above}
	NIL	NIL	NIL	NIL
Total				



(II)(b) Statement showing holding of Depository Receipts (DRs), where underlying shares held by "promoter/promoter Group" are in excess of 1% of the total number of shares

Sr. No.	Name of the DR Holder	Type of outstanding DR (ADRs, GDRs, SDRs, etc.)	Number of shares underlying DRs	Shares underlying outstanding DRs as a percentage of total number of shares {i.e., Grand Total (A)+(B)+(C) indicated in Statement at para (I)(a) above}
	NIL	NIL	NIL	NIL
Total				



Statement showing Shareholding Pattern
31/12/2014

Name of the Company: CREST VENTURES LIMITED

Category code	Category of Shareholder	Total number of shares
(I)	(II)	(III)
1	Central Government	-
2	Bank/ Financial Institutions /Insurance Co.	624,065
3	FDI	-
4	Mutual Funds	-
5	Corporates	694,481
6	Public	2,266,330
7	Indian Promoters	9,817,489
8	Others (Foreign Investors)	3,967,635
	Total Shareholding	17,370,000

