


COCHIN MINERALS AND RUTILE LTD. (100% E. O. U.)

Introductory sub-table (I)(a)

Name of the Company: Cochin Minerals and Rutile Limited
 Scrip Code: 513353 Name of the scrip: COCHINMIN Class of Security: Equity
 Quarter ended: 31/03/2015

Partly paid-up shares:-	No. of partly paid-up shares	As a % of total no. of partly paid-up shares	As a % of total no. of shares of the company
Held by promoter/promoter group	NIL	N.A	N.A
Held by public	NIL	N.A	N.A
Total - D	NIL	N.A	N.A
Outstanding convertible securities:-			As a % of total no. of shares of the company, assuming full conversion of the convertible securities
Held by promoter/promoter group	NIL	N.A.	N.A.
Held by public	NIL	N.A.	N.A.
Total - E	NIL	N.A.	N.A.
Warrants:-			As a % of total no. of shares of the company, assuming full conversion of warrants
Held by promoter/promoter group	NIL	N.A.	N.A.
Held by public	NIL	N.A	N.A
Total - F	NIL	N.A	N.A.
Total paid-up capital of the company, assuming full conversion of warrants and convertible securities (Grand Total (A+B+C)+ D+E+F)			
Rs.7,83,00,000/- (78,30,000 Equity shares of Rs.10/- each fully paid up)			




1(a)

Statement showing Shareholding Pattern

Name of the Company : Cochin Minerals and Rutile Limited
 Scrip Code:513353 Name of the scrip: COCHINMIN Class of Security: Equity
 Quarter ended: 31/03/2015

Category	Category of Shareholder	Number of Shareholders	Total Number of Shares	Number of Shares held in dematerialized form	Total shareholding as a percentage of total number of shares		Shares pledged or otherwise encumbered	As a percentage of pledged shares to shares held
					As a percentage of (A+B) ¹	As a percentage of (A+B+C)		
(A)	Shareholding of promoter and promoter group ²							
(1)	Indian							
(a)	Individuals/Hindu undivided family	6	3042108	3041808	38.85	38.85	295223	9.71
(b)	Central Government/State Government(s)	1	1050000	1050000	13.41	13.41	NIL	N.A
(c)	Bodies Corporate	2	329545	329545	4.21	4.21	NIL	N.A
(d)	Financial Institutions/Banks	0	NIL	NIL	NIL	NIL	NIL	NIL
(e)	Any other (specify)	0	NIL	NIL	NIL	NIL	NIL	NIL
	Sub Total (A)(1)	9	4421653	4421353	56.47	56.47	295223	6.68
(2)	Foreign							
(a)	Individuals (Non-Resident individuals/foreign individuals)	0	NIL	NIL	NIL	NIL	NIL	NIL
(b)	Bodies Corporate	0	NIL	NIL	NIL	NIL	NIL	N.A
(c)	Institutions	0	NIL	NIL	NIL	NIL	NIL	N.A
(d)	Qualified Foreign Investor	0	NIL	NIL	NIL	NIL	NIL	N.A
	Any other (specify)	0	NIL	NIL	NIL	NIL	NIL	N.A
	Sub Total (A)(2)	NIL	NIL	NIL	NIL	NIL	NIL	NIL
	Total shareholding of promoter and promoter group (A) = (A)(1)+(A)(2)	9	4421653	4421353	56.47	56.47	295223	6.68



(B)	Public Shareholding																		
(1)	Institutions																		
(a)	Mutual Funds/UTI	3	8700	NIL	NIL	0.11	0.11	N.A.	N.A.										
(b)	Financial Institutions/Banks	0	NIL	NIL	NIL			N.A.	N.A.										
(c)	Central Government/State Government(s)	0	NIL	NIL	NIL			N.A.	N.A.										
(d)	Venture capital funds	0	NIL	NIL	NIL			N.A.	N.A.										
(e)	Insurance Companies	0	NIL	NIL	NIL			N.A.	N.A.										
(f)	Foreign institutional investors	0	NIL	NIL	NIL			N.A.	N.A.										
(g)	Foreign venture capital investors	0	NIL	NIL	NIL			N.A.	N.A.										
(h)	Qualified Foreign Investor	0	NIL	NIL	NIL			N.A.	N.A.										
(i)	Any other (specify)	0	NIL	NIL	NIL			N.A.	N.A.										
	FII - DR	0	NIL	NIL	NIL			N.A.	N.A.										
	Sub Total (B)(1)	3	8700	NIL	NIL	0.11	0.11	N.A.	N.A.										
(2)	Non-institutions																		
(a)	Bodies Corporate	120	451422	441872	5.77	5.77	N.A.	N.A.											
(b)	Individuals -																		
i	Individual shareholders holding nominal share capital upto Rs.1 lakh	11459	1907186	1255907	24.35	24.35	NA	N.A.											
ii	Individual shareholders holding nominal share capital in excess of Rs.1 lakh	25	723427	655427	9.24	9.24	N.A.	N.A.											
(c)	Qualified Foreign Investor	NIL	NIL	NIL	NIL			N.A.	N.A.										
(d)	Any other (specify)							N.A.	N.A.										
(i)	NRI	85	214388	214388	2.74	2.74	N.A.	N.A.											
(ii)	Clearing members	33	12662	12662	0.16	0.16	N.A.	N.A.											
(iii)	H.U.F	147	90562	90562	1.16	1.16	N.A.	N.A.											
	Sub Total (B)(2)	11869	3399647	2670818	43.42	43.42	N.A.	N.A.											
	Total public shareholding (B) = (B)(1)+(B)(2)	11872	3408347	2670818	43.53	43.53	N.A.	N.A.											
	Total (A)+(B)	11881	7830000	7092171	100.00	100.00	295223	3.77											
(C)	Shares held by Custodians and against which depository receipts have been issued																		
	(1) Promoter and Promoter Group	0	NIL	NIL	NIL			N.A.	N.A.										
	(2) Public	0	NIL	NIL	NIL			N.A.	N.A.										
	Sub total	0	NIL	NIL	NIL			N.A.	N.A.										
	GRAND TOTAL(A)+(B)+(C)	11881	7830000	7092171	100.00	100.00	295223	3.77											



(D)(b) Statement showing shareholding of persons belonging to the category "Promoter and Promoter Group":

Sr. No.	Name of the Shareholder	Total Shares Held		Shares pledged or otherwise encumbered			Total share (including underlying shares assuming full conversion of s.c. as % of diluted share capital)
		Number of shares held	As a % of Grand total (A)+(B)+(C)	Number	As a percentage of pledged shares to shares held	As a % of grand total (A)+(B)+(C) of sub clause (1)a	
1	Mrs. Jaya S Kartha	386740	4.939	NIL	NA	NA	4.94
2	Mr. S N Sasidharan Kartha	1284994	16.411	NIL	NA	NA	16.41
3	Mr. Saran S Kartha	151701	1.937	NIL	NA	NA	1.93
4	Mr. Mathew Cherian Mundanical	923150	11.790	NIL	NA	NA	11.79
5	Mrs. Jolly Cherian	195523	2.497	195223	99.85	2.49	2.50
6	Mr. Nabil Mathew Cherian	100000	1.277	100000	100	1.28	1.28
7	M/s Empower India Capital Investments P. Ltd.	77785	0.993	NIL	NA	NA	0.99
8	M/s. Sach Exports Pvt. Ltd	251760	3.215	NIL	NA	NA	3.22
9	M/s. Kerala State Industrial Development Corp. Ltd	1050000	13.410	NIL	NA	NA	13.41
	TOTAL	4421653	56.469	295223	6.680	3.77	56.47




(I)(c) Statement showing shareholding of persons belonging to the category "Public" and holding more than 1% of the total number of shares

Sr. No.	Name of the Shareholder	Number of Shares	Shares as a percentage of total number of shares {i.e. Grand Total (A)+(B)+(C) indicated in statement at para (I)(a) above}	Total share including underlying share assuming full conversion of war. and conversion of security % of diluted share capital
1	Ambrica Capital Markets Ltd.	2577366	3.29	3.29
2	Mr. John M T	120001	1.53	1.53
	Total	377367	4.82	4.82

(I)(d) Statement showing details of locked-in shares - No locked in shares

(II)(a) Statement showing details of depository receipts (DRs) - No depository receipts

(II)(b) Statement showing holding of depository receipts (DRs), where underlying shares are in excess of 1% of the total number of shares - Not applicable



Statement showing shareholding of persons belonging to the category "Public" and holding more than 5% of the total number of shares : NIL

Sr. No.	Name of the Shareholder	Number of Shares	Shares as a percentage of total number of shares i.e. Grand Total (A)+(B)+(C) indicated in
	Nil	Nil	Nil

