


Name of the Company : ADVANCE PETROCHEMICALS LTD
 Scrip Code/Name of the scrip, class of security :

Quarter ended : 31/03/2015

Partly paid-up shares :-	No. of partly paid-up shares	As a % of total no. of partly paid-up shares	As a % of total no. of shares of the company
Held by promoter/ promoter group		0.00	0.00
Held by public		0.00	0.00
Total	0	0.00	0.00
Outstanding convertible securities	No. of outstanding securities	As a % of total no. of outstanding convertible securities	As a % of total no. of shares of the company, assuming full conversion of the convertible securities
Held by promoter/ promoter group		0.00	0.00
Held by public		0.00	0.00
Total	0	0.00	0.00
Warrants	No. of Warrants	As a % of total no. of Warrants	As a % of total no. of shares of the company, assuming full conversion of warrants
Held By promoter/ promoter group	0	0.00	0.00
Held by public	0	0.00	0.00
Total	0	0.00	0.00
Total paid-up capital of the company, assuming full conversion of warrants convertible securities Total (A+B+C)+ D+E+F)	900000		100.00



Statement Showing Shareholding Pattern

Table (I)(a)

Category of Shareholder	Number of Shareholders	Total Number Of Shares	Number of Shares held in Dematerialised form	As a Percentage of (A+B)	As a Percentage of (A+B+C)	As a Number of shares	As a percentage (IX) = (VII)/(IV) *100
(I)	(II)	(III)	(IV)	(V)	(VI)	(VII)	(IX)

(A) Shareholding of Promoter and Promoter Group

1. INDIAN

(a) INDIVIDUAL/HUF	11	52280	0	5.8089	5.8089	0	0.00
(b) CENTRAL/STATE GOVERNMENT(S)	0	0	0	0.0000	0.0000	0	0.00
(c) BODIES CORPORATE	0	0	0	0.0000	0.0000	0	0.00
(d) FINANCIAL INSTITUTIONS / BANKS	0	0	0	0.0000	0.0000	0	0.00
(e) ANY OTHERS (Specify)	6	32820	0	3.6467	3.6467	0	0.00
(i) DIRECTORS RELATIVES	4	33550	0	37.2833	37.2833	0	0.00
(ii) GROUP COMPANIES	0	0	0	0.0000	0.0000	0	0.00
(iii) TRUSTS	0	0	0	0.0000	0.0000	0	0.00
SUB TOTAL (A)(I) :	21	420650	0	46.7389	46.7389	0	0.00

2. FOREIGN

(a) INDIVIDUAL	0	0	0	0.0000	0.0000	0	0.00
(b) BODIES CORPORATE	0	0	0	0.0000	0.0000	0	0.00
(c) INSTITUTIONS	0	0	0	0.0000	0.0000	0	0.00
(d) QUALIFIED FOREIGN INVESTOR	0	0	0	0.0000	0.0000	0	0.00
(e) ANY OTHERS (Specify)	0	0	0	0.0000	0.0000	0	0.00
SUB TOTAL (A)(2) :	0	0	0	0.0000	0.0000	0	0.00

Total holding for promoters

(A)=(A)(I) + (A)(2)	21	420650	0	46.7389	46.7389	0	0.00
---------------------	----	--------	---	---------	---------	---	------

(B) Public Shareholding

(a) MUTUAL FUNDS / VFI	0	0	0	0.0000	0.0000	0	0.00
(b) FINANCIAL INSTITUTIONS / BANKS	0	0	0	0.0000	0.0000	0	0.00
(c) CENTRAL/STATE GOVERNMENT(S) FUNDS	0	0	0	0.0000	0.0000	0	0.00
(d) VENTURE CAPITAL FUNDS	0	0	0	0.0000	0.0000	0	0.00
(e) INSURANCE COMPANIES	0	0	0	0.0000	0.0000	0	0.00
(f) FIS	0	0	0	0.0000	0.0000	0	0.00



Statement Showing Shareholding Pattern

Table (I)(a)


Category Code	Category of Shareholder	Number of Shareholders	Total Number Of Shares	Number of Total Shareholding as a percentage of total number of Shares held in percentage of total number of Denaterialised shares		Shares Pledged or otherwise encumbered	As a percentage (IX) = (VIII)/(V) *100	
				As a percentage (A+B) (A+B)	As a percentage (A+B+C) (A+B+C)			
(I)	(II)	(III)	(IV)	(V)	(VI)	(VII)	(VIII)	
(b)	FOREIGN VENTURE CAPITAL INVESTORS	0	0	0	0.0000	0.0000	0	0.00
(b)	QUALIFIED FOREIGN INVESTOR	0	0	0	0.0000	0.0000	0	0.00
(i)	ANY OTHERS (Specify)	0	0	0	0.0000	0.0000	0	0.00
SUB TOTAL (B)(1) :		0	0	0	0.0000	0.0000	0	0.00
B.2. Non-Institutions								
(a)	BODIES CORPORATE	10	4600	200	0.5111	0.5111	0	0.00
(b)	INDIVIDUAL							
(i)	(CAPITAL UP TO Rs. 1 Lakh)	2065	444550	16900	49.3944	49.3944	0	0.00
(ii)	(CAPITAL GREATER THAN Rs. 1 Lakh)	1	30200	30200	3.3556	3.3556	0	0.00
(c)	QUALIFIED FOREIGN INVESTOR	0	0	0	0.0000	0.0000	0	0.00
(d)	ANY OTHERS (Specify)							
(i)	TRUSTS	0	0	0	0.0000	0.0000	0	0.00
(ii)	CLEARING MEMBER	0	0	0	0.0000	0.0000	0	0.00
(iii)	DIRECTORS RELATIVES	0	0	0	0.0000	0.0000	0	0.00
(iv)	EMPLOYEE	0	0	0	0.0000	0.0000	0	0.00
(v)	NON RESIDENT INDIANS (NRI)	0	0	0	0.0000	0.0000	0	0.00
(vi)	OVERSEAS BODIES CORPORATES	0	0	0	0.0000	0.0000	0	0.00
(vi)	UNCLAIMED SUSPENSE ACCOUNT	0	0	0	0.0000	0.0000	0	0.00
SUB TOTAL (B)(2) :		2076	479350	47300	53.2611	53.2611	0	0.00
Total Public Shareholding								
(B)-(B)(1) + (B)(2)		2076	479350	47300	53.2611	53.2611	0	0.00
Total (A) + (B) :		2097	910000	47300	100.0000	100.0000	0	0.00

(C) Shares held by Custodians and against which Depository Receipts have been issued

(i)	Promoter and Promoter Group	0	0	0	0.0000	0.0000	0	0.00
(ii)	Public	0	0	0	0.0000	0.0000	0	0.00
SUB TOTAL (C)(1) :		0	0	0	0.0000	0.0000	0	0.00




	Grand Total (A) + (B) + (C)	2097	900000	47300	100	100,0000	0	0.00
NOTES:								
1) NAME, NUMBER OF SHARES HELD & PERCENTAGE OF ENTITIES / PERSONS HOLDING MORE THAN 1% OF THE TOTAL SHARES OF THE COMPANY IS AS PER ANNEXURE								



(I)(b) Statement showing holding of securities (including shares, warrants, convertible securities) of persons belonging to the category "Promoter and Promoter Group"

Sl.No	Name of the Shareholder	Total shares held			Encumbered shares (*)			Details of warrants			Details of convertible securities			Total shares (including underlying shares assuming full conversion of warrants and convertible securities) as a % of diluted share capital
		Number of Shares	As a % of grand total (A)+(B)+(C)	(A)+(B)+(C)	Number	As a percentage (A)+(B)+(C) of grand total (A)+(B)+(C) of sub-class (I)(a)	(V)-(VI)/(III)* 100	Number of warrants held	As a % total number of warrants of the same class	Number of securities held	As a % total number of securities of the same class	Number of convertible securities held	As a % total number of convertible securities of the same class	
(I)	(II)	(III)	(IV)	(V)	(VI)	(VII)	(VIII)	(IX)	(X)	(XI)	(XII)			
1	ADVANCE MULTITECH LTD.	174900	19.4333	0	0.00	0.00	0	0	0	0	0			
2	HONEST SYNTHETIC PVT.LTD.	157500	17.5000	0	0.00	0.00	0	0	0	0	0			
3	SHEELA A GOENKA	23430	2.6033	0	0.00	0.00	0	0	0	0	0			
4	PULKIT ASHOKKUMAR GOENKA	10600	1.1778	0	0.00	0.00	0	0	0	0	0			
5	ASHOKKUMAR VISHWANATH GOENKA	10010	1.1122	0	0.00	0.00	0	0	0	0	0			
6	PULKIT ASHOK GOENKA	10000	1.1111	0	0.00	0.00	0	0	0	0	0			
7	ARVIND KUMAR V GOENKA	7500	0.8333	0	0.00	0.00	0	0	0	0	0			
8	ASHOK KUMAR V GOENKA	7000	0.7778	0	0.00	0.00	0	0	0	0	0			
9	NANDLAL VISHWANATH GOENKA(HUF)	5000	0.5556	0	0.00	0.00	0	0	0	0	0			
10	ASHOK KUMAR GOENKA	5000	0.5556	0	0.00	0.00	0	0	0	0	0			
11	ARVIND GOENKA	3300	0.3667	0	0.00	0.00	0	0	0	0	0			
12	UMA ARVIND GOENKA	3000	0.3333	0	0.00	0.00	0	0	0	0	0			
13	SIDHARTH AGENCIES LTD.	3000	0.3333	0	0.00	0.00	0	0	0	0	0			
14	VANDANA GOENKA LTD.	200	0.0222	0	0.00	0.00	0	0	0	0	0			
15	ADVANCE MULTITECH LTD.	150	0.0167	0	0.00	0.00	0	0	0	0	0			
16	VISHWANATH NANDLAL GOENKA	10	0.0011	0	0.00	0.00	0	0	0	0	0			
17	ARVINDKUMAR VISHWANATH GOENKA	10	0.0011	0	0.00	0.00	0	0	0	0	0			
18	KESHAV VIRCHAND NAGAR	10	0.0011	0	0.00	0.00	0	0	0	0	0			
19	RAJKUMAR BAIKANGIAL SEKSARIA	10	0.0011	0	0.00	0.00	0	0	0	0	0			
20	VANDANA VISHWANATH GOENKA	10	0.0011	0	0.00	0.00	0	0	0	0	0			



21 SHEELA ASHOKKUMAR GOENKA 10 0.0011 0 0.00 0.000 0 0 0 0 0 0

TOTAL: 420650 46,7389 0 0.00 0.0000 0 0 0 0 0 0

PRINTED ON: 02/04/2015 PAGE NO: 2

(1)(c)(i) Statement showing holding of securities (including shares, warrants, convertible securities) of persons belonging to the category "Public" and holding more than 1% of the total number of shares.


Sr. No	Name of the shareholder	Number of shares	Shares as a percentage of total number of shares (i.e., Grand Total (A) - (B)+(C) indicated in Statement at para (1) (a) above)	Details of warrants		Details of convertible securities		Total shares (including underlying shares assuming full conversion of warrants and convertible securities) as a % of diluted share capital
				Number of warrants	As a % total number of warrants of the same class	Number of convertible securities held	% w.r.t. total number of convertible securities of the same class	
1	PULKIT ASHOKKUMAR GOENKA	30200	3.3556	0	0	0	0	0
TOTAL:		30200	3.3556	0	0	0	0	0

Printed Date: 4/2/2015 PAGE NO: 1

(1)(c)(ii) Statement showing holding of securities (including shares, warrants, convertible securities) of persons (together with PAC) belonging to the category "Public" and holding more than 5% of the total number of shares of the company.

SR NO	Name	Number of shares	Details of warrants		Details of convertible securities		Total shares (including underlying shares assuming full conversion of warrants and convertible securities) as a % of diluted share capital
			Number of warrants held	As a % total number of warrants of the same class	Number of convertible securities held	% w.r.t. total number of convertible securities of the same class	
1		0	0	0	0	0	0
TOTAL:		0	0	0	0	0	0

Printed Date: 4/2/2015



(i)(c)

Statement showing details of locked-in shares

AS ON : 31/03/2015

Sr No	Name of the shareholder	Number of locked-in shares	Locked-in shares as a percentage of total number of shares (i.e. Grand Total (A)+(B)+ (C) indicated in Statement at para (i)(a) above)	Promoter/ Promoter Group / Public
1				
TOTAL:				

(ii)(a)

Statement showing details of Depository Receipts (DRs)

Sr.No.	Type of Outstanding DR (ADRs,GDRs,SDRS etc.)	No of Outstanding DRs	No of Shares underlying outstanding DRs	Shares underlying outstanding DRs as a Percentage of total number of shares (i.e Grand Total (A)+(B) + (C) Indicated in statement at para(i) (a) above)
1	GDRs			
TOTAL:				

(ii) (b) Statement showing holding of Depository Receipts (DRs), where underlying shares held by 'promoter / promoter group' are in excess of 1% of the total number of shares.

Sr.No.	Name of the DR Holder	Type of Outstanding DR (ADRs,GDRs,SDRS etc.)	No of Shares underlying outstanding DRs	Shares underlying outstanding DRs as a Percentage of total number of shares (i.e Grand Total (A)+(B)+(C) Indicated in statement at Para (i) (a) above)
1				
TOTAL:				

Print Date :

02/04/2015

Page 7 of 7

GLOBAL PETROCHEMICALS LTD.

DIRECTOR