

Name of the Company : Apollo Hospitals Enterprise Limited

Script Code : APOLLOHOSP / 508869

Dated : 31-Mar-2015

Partly paid-up shares:-	No. of Partly paid-up shares	As a % of total no. of partly paid-up Shares	As a % of total no. of shares of the company
Held by promoter/promoter group	Nil	Nil	Nil
Held by Public	Nil	Nil	Nil
Total			
Outstanding Convertible Securities:-	No. of outstanding Securities	As a % of total no. of outstanding Convertible Securities	As a % of total no. of shares of the company, assuming full conversion of the convertible securities
Held by promoter/promoter group	Nil	Nil	Nil
Held by Public	Nil	Nil	Nil
Total			
Warrants:-	No. of Warrants	As a % of total no. of Warrants	As a % of total no. of shares of the company, assuming full conversion of Warrants
Held by promoter/promoter group	Nil	Nil	Nil
Held by Public	Nil	Nil	Nil
Total	0	0	Nil
Total paid-up capital of the company, assuming full conversion of warrants and convertible securities			
		Rs. 695,625,795 - 139,125,159 equity shares of Rs.5/- each	

for Apollo Hospitals Enterprise Limited

S. M. Krishnan

Sr. General Manager - Finance & Company Secretary

Category code	Category of Shareholder	Number of Shareholders	Total number of shares	Number of shares held in dematerialized form	Total shareholding as a percentage of total number of shares		Shares Pledged or otherwise encumbered	
					As a percentage of(A+B) ¹	As a percentage of (A+B+C)	Number of shares	As a percentage (IX)=(VIII)/(IV)* 100
(I)	(II)	(III)	(IV)	(V)	(VI)	(VII)	(VIII)	(IX)
(A)	Shareholding of Promoter and Promoter Group ²							
(1)	Indian							
(a)	Individuals/ Hindu Undivided Family	25	2,05,50,530	2,05,50,530	14.88	14.77	79,70,000	38.78
(b)	Central Government/ State Government(s)				0.00	0.00		
(c)	Bodies Corporate	4	2,72,37,924	2,72,37,924	19.73	19.58	2,25,04,364	82.62
(d)	Financial Institutions/ Banks				0.00	0.00		
(e)	Any Others(Specify)				0.00	0.00		
(e-i)					0.00	0.00		
(e-ii)					0.00	0.00		
(2)	Foreign	29	4,77,88,454	4,77,88,454	34.61	34.35	3,04,74,364	63.77
a	Individuals (Non-Residents Individuals/ Foreign Individuals)				0.00	0.00		
b	Bodies Corporate				0.00	0.00		
c	Institutions				0.00	0.00		
d	Any Others(Specify)				0.00	0.00		
d-i					0.00	0.00		
d-ii					0.00	0.00		
	Sub Total(A)(2)	0	0	0	0.00	0.00	0.00	0.00
	Total Shareholding of Promoter and Promoter Group (A)= (A)(1)+(A)(2)	29	4,77,88,454	4,77,88,454	34.61	34.35	3,04,74,364	63.77

Category code	Category of Shareholder	Number of Shareholders	Total number of shares	Number of shares held in dematerialized form.	Total shareholding as a percentage of total number of shares		Shares Pledged or otherwise encumbered	
					As a percentage of (A+B) ¹	As a percentage of (A+B+C)	Number of shares	As a percentage (IX)=(VIII)/(V)* 100
(i)	(ii)	(iii)	(iv)	(v)	(vi)	(vii)	(viii)	(ix)
(B)	Public Shareholding ³							
(1)	Institutions							
(a)	Mutual Funds/ UTI	20	3,58,089	3,58,089	0.26	0.26	NA	NA
(b)	Financial Institutions / Banks	9	66,155	62,309	0.05	0.05	NA	NA
(c)	Central Government/ State Government(s)	1	3,23,708	3,23,708	0.23	0.23		
(d)	Venture Capital Funds				0.00	0.00		
(e)	Insurance Companies	5	23,71,187	23,71,187	1.72	1.70		
(f)	Foreign Institutional Investors	373	6,09,09,116	6,09,09,116	44.11	43.78		
(g)	Foreign Venture Capital Investors				0.00	0.00		
(h)	Any Other (specify)				0.00	0.00		
	Sub-Total (B)(1)	408	6,40,28,255	6,40,24,409	46.37	46.02		
(2)	Non-institutions							
(a)	Bodies Corporate	542	7,58,058	6,98,558	0.55	0.54	NA	NA
(b)	Individuals							
	i. Individual shareholders holding nominal share capital up to Rs. 1 lakh	29,822	61,51,179	39,75,788	4.45	4.42		
	ii. Individual shareholders holding nominal share capital in excess of Rs. 1 lakh.	9	10,81,818	9,85,168	0.78	0.78		
(c)	Any Other (specify)							
(c-i)	Trusts	14	1,19,820	2,110	0.09	0.09		
(c-ii)	Directors & their Relatives	6	91,606	91,606	0.07	0.07		
(c-iii)	Foreign Nationals	2	750	750	0.00	0.00		
(c-iv)	Non Resident Indians	1,046	14,22,809	4,07,957	1.03	1.02		
(c-v)	Overseas Corporate Bodies	1	16,199	16,199	0.01	0.01		
(c-vi)	Clearing Member	78	1,18,773	1,18,773	0.09	0.09		
(c-vii)	Hindu Undivided Families	456	1,19,369	1,19,369	0.09	0.09		
(c-viii)	Foreign Corporate Bodies	4	1,63,88,979	1,63,88,979	11.87	11.78		
	Sub-Total (B)(2)	31,980	2,62,69,360	2,28,05,257	19.02	18.88		
	Total Public Shareholding (B)= (B)(1)+(B)(2)	32,388	9,02,97,615	8,68,29,666	65.39	64.90	NA	NA
	TOTAL (A)+(B)	32,417	13,80,86,069	13,46,18,120	100	99.25		

Category code	Category of Shareholder	Number of Shareholders	Total number of shares	Number of shares held in dematerialized form	Total shareholding as a percentage of total number of shares		Number of shares pledged or otherwise encumbered	As a percentage (IX)=(VIII)/(IV)* 100
					As a percentage of (A+B) ¹	As a percentage of (A+B+C)		
(I)	(II)	(III)	(IV)	(V)	(VI)	(VII)	(VIII)	(IX)
(C)	Shares held by Custodians and against which Depository Receipts have been issued							
(1)	Promoter and Promoter Group	Nil	Nil	Nil	Nil	Nil	NA	NA
(2)	Public	1	10,39,090	10,39,090	NA	0.75	NA	NA
	Total Public Shareholding (C)=	1	10,39,090	10,39,090	NA	0.75	NA	NA
	GRAND TOTAL (A)+(B)+(C)	32,418	13,91,25,159	13,56,57,210	NA	100.00		

for Apollo Hospitals Enterprise Limited


S. M. Krishnan

Sr. General Manager - Finance & Company Secretary

(i)(b) Statement showing holding of securities (including shares, warrants, convertible securities) of persons belonging to the category "Promoter and Promoter Group"

Sr. No.	Name of the shareholder	Details of shares held			Encumbered shares			Details of warrants			Details of convertible securities		Total shares (including underlying shares assuming full conversion of warrants and convertible securities) as a % of diluted share capital
		No. of Shares held	As a % of grand total (A)+(B)+(C)	Number	As a Percentage (VI)=(V)/(III)*100	As a % of grand total (A)+(B)+(C) of sub-clause (i)(a)	Number of warrants held	As a % total number of warrants of the same class	Number of convertible securities held	As a % total number of convertible securities of the same class			
(i)	(ii)	(iii)	(iv)	(v)	(vi)=(v)/(iii)*100	(vii)	(viii)	(ix)	(x)	(xi)	(xii)		
1	Dr. Prathap C Reddy	54,45,464	3.91	0	0.00	0.00	0	0.00	0	0.00	3.91		
2	Ms. Suchartha P Reddy	5,69,800	0.41	0	0.00	0.00	0	0.00	0	0.00	0.41		
3	Ms. Preetha Reddy	21,93,915	1.58	19,35,000	88.20	1.39	0	0.00	0	0.00	1.58		
4	Ms. Suneeta Reddy	33,81,590	2.43	13,70,000	40.51	0.98	0	0.00	0	0.00	2.43		
5	Ms. Shobana Kamini	22,39,952	1.61	22,35,000	99.78	1.61	0	0.00	0	0.00	1.61		
6	Ms. Sangita Reddy	24,32,508	1.75	24,30,000	99.90	1.75	0	0.00	0	0.00	1.75		
7	Mr. Karthik Anand	3,30,600	0.24	0	0.00	0.00	0	0.00	0	0.00	0.24		
8	Mr. Harshad Reddy	3,20,200	0.23	0	0.00	0.00	0	0.00	0	0.00	0.23		
9	Ms. Sindoori Reddy	5,17,600	0.37	0	0.00	0.00	0	0.00	0	0.00	0.37		
10	Mr. Aditya Reddy	2,10,200	0.15	0	0.00	0.00	0	0.00	0	0.00	0.15		
11	Ms. Upasana Kamini	2,17,276	0.16	0	0.00	0.00	0	0.00	0	0.00	0.16		
12	Mr. Puansh Kamini	2,12,200	0.15	0	0.00	0.00	0	0.00	0	0.00	0.15		
13	Ms. Anuspa Kamini	2,59,174	0.19	0	0.00	0.00	0	0.00	0	0.00	0.19		
14	Mr. Konda Anindith Reddy	2,30,200	0.17	0	0.00	0.00	0	0.00	0	0.00	0.17		
15	Mr. Konda Vishwajit Reddy	2,22,300	0.16	0	0.00	0.00	0	0.00	0	0.00	0.16		
16	Mr. Konda Viraj Madhav Reddy	1,68,224	0.12	0	0.00	0.00	0	0.00	0	0.00	0.12		
17	Mr. Vijay Kumar Reddy	3,957	0.00	0	0.00	0.00	0	0.00	0	0.00	0.00		
18	Mr. Dwarakath Reddy	18,000	0.01	0	0.00	0.00	0	0.00	0	0.00	0.01		
19	Mr. Anil Kamini	20	0.00	0	0.00	0.00	0	0.00	0	0.00	0.00		
20	Mr. K Vishveshwar Reddy	15,77,350	1.13	0	0.00	0.00	0	0.00	0	0.00	1.13		
21	PCR Investments Ltd	2,72,23,124	19.57	2,25,04,364	82.67	16.18	0	0.00	0	0.00	19.57		
22	Obul Reddy Investments Ltd	11,200	0.01	0	0.00	0.00	0	0.00	0	0.00	0.01		
23	Indian Hospitals Corporation Ltd	3,600	0.00	0	0.00	0.00	0	0.00	0	0.00	0.00		
	Total	4,77,88,454	34.35	3,04,74,364	63.77	21.90	0	0.00	0	0.00	34.35		

for Apollo Hospitals Enterprise Limited

S. M. Krishnan


Sr. General Manager - Finance & Company Secretary

31-Mar-2015

(1)(c)(i) Statement showing holding of securities (including shares, warrants, convertible securities) of persons belonging to the category "Public" and holding more than 1% of the total number of shares

Sr. No.	Name of the shareholder	Number of shares	Shares as a percentage of total number of shares (i.e., Grand Total (A)+(B)+(C) indicated in Statement at para (1)(a) above)	Details of warrants		Details of convertible securities		Total shares (including underlying shares assuming full conversion of warrants and convertible securities) as a % of diluted share capital
				Number of warrants held	As a % total number of warrants of the same class	Number of convertible securities held	% w.r.t total number of convertible securities of the same class	
1	Oppenheimer Developing Markets Fund	1,20,86,295	8.69	0	0.00	0	0.00	8.69
2	Integrated (Mauritius) Healthcare Holdings Limited	1,10,00,000	7.91	0	0.00	0	0.00	7.91
3	Integrated (Mauritius) Healthcare Holdings Limited	40,93,860	2.94	0	0.00	0	0.00	2.94
4	Schroder International Selection Fund Asian Total Return	27,63,242	1.99	0	0.00	0	0.00	1.99
5	Munchener Ruckversicherungs-gesellschaft Aktiengesellschaft in Munchen	23,97,380	1.72	0	0.00	0	0.00	1.72
6	Fidelity Investment Trust - Fidelity Diversified International Fund	22,27,126	1.60	0	0.00	0	0.00	1.60
7	Life Insurance Corporation of India	21,61,737	1.55	0	0.00	0	0.00	1.55
	Total	3,67,29,640	26.40	0	0.00	0	0.00	26.40

for Apollo Hospitals Enterprise Limited



S. M. Krishnan

Sr. General Manager - Projects Finance & Company Secretary

31-Mar-2015

(1)(c)(ii) Statement showing holding of securities (including shares, warrants, convertible securities) of persons (together with PAC) belonging to the category "Public" and holding more than 5% of the total number of shares of the company

Sr. No.	Name of the shareholder	Number of shares	Shares as a percentage of total number of shares i.e., Grand Total (A)+(B)+(C) indicated in Statement at para (1)(a) above)	Details of warrants		Details of convertible securities		Total shares (including underlying shares assuming full conversion of warrants and convertible securities) as a % of diluted share capital
				Number of warrants held	As a % total number of warrants of the same class	Number of convertible securities held	% w.r.t total number of convertible securities of the same class	
1								
(a)	Integrated (Mauritius) Healthcare Holdings Limited	1,10,00,000	7.91	0	0.00	0	0.00	7.91
(b)	Integrated (Mauritius) Healthcare Holdings Limited	40,93,860	2.94	0	0.00	0	0.00	2.94
	Sub Total	1,50,93,860	10.85	0	0.00	0	0.00	10.85
2								
(a)	Oppenheimer Developing Markets Fund	1,20,86,295	8.69	0	0.00	0	0.00	8.69
(b)	Emerging Markets Portfolio A Series of the Pacific select Fund	5,37,014	0.39	0	0.00	0	0.00	0.39
(c)	Ofic Emerging Markets Equity Fund	4,36,167	0.31	0	0.00	0	0.00	0.31
(d)	Heptagon Fund Plc Oppenheimer Developing Markets equity fund	2,63,498	0.19	0	0.00	0	0.00	0.19
(e)	Ofi Global Emerging Markets Equity Fund LP	2,25,857	0.16	0	0.00	0	0.00	0.16
(f)	Pacific Life Fund - PL Emerging Markets	62,891	0.05	0	0.00	0	0.00	0.05
(g)	Oppenheimer Global Allocation Fund	43,502	0.03	0	0.00	0	0.00	0.03
(h)	Stichting Pensioenfonds Hoogovens Portfolio C	32,198	0.02	0	0.00	0	0.00	0.02
	Sub Total	1,36,87,422	9.84	0	0.00	0	0.00	9.84
	Total	2,87,81,282	20.69	0	0.00	0	0.00	20.69

for Apollo Hospitals Enterprise Limited



S. M. Krishnan

Sr. General Manager - Finance & Company Secretary

31-Mar-2015

(l)(d) Statement showing details of locked-in shares

Sr. No.	Name of the shareholder	Number of locked-in shares	Locked-in shares as a percentage of total number of shares {i.e., Grand Total (A)+(B)+(C) indicated in Statement at para (l)(a) above}
1	Dr. Prathap C Reddy	32,76,922	2.36
	Total	32,76,922	2.36

for Apollo Hospitals Enterprise Limited



S. M. Krishnan


Sr. General Manager - Finance & Company Secretary

31-Mar-2015

(II)(a) Statement showing details of Depository Receipts (DRs)

Sr. No.	Type of Outstanding DR (ADRs, GDRs, SDRs, etc.,)	Number of outstanding DRs	Number of shares underlying outstanding DRs	Shares underlying outstanding DRs as a percentage of total number of shares {i.e., Grand Total (A)+(B)+(C) indicated in Statement at para (I)(a) above}
1	GDR	10,39,090	10,39,090	0.75
	Total	10,39,090	10,39,090	0.75

for Apollo Hospitals Enterprise Limited



S. M. Krishnan


Sr. General Manager - Finance & Company Secretary

31-Mar-2015

(II)(b) Statement showing Holding of Depository Receipts (DRs), where underlying shares held by Promoter/Promoter Group' are in excess of 1% of the total number of shares

Sr. No.	Name of the DR Holder	Type of Outstanding DR (ADRs, GDRs, SDRs, etc.,)	Number of shares underlying outstanding DRs	Shares underlying outstanding DRs as a percentage of total number of shares [i.e., Grand Total (A)+(B)+(C) indicated in Statement at para (I)(a) above]
1	Nil	Nil	Nil	Nil
	Total			

for Apollo Hospitals Enterprise Limited



S. M. Krishnan

Sr. General Manager - Finance & Company Secretary