

(I) (a) Statement showing Shareholding Pattern

Name of the Company : Archies Limited			
Scrip Code, Name of the Scrip, Class of Security: 532212, EQUITY			
Quarter ended: 31st March, 2015			
Partly paid-up Shares:-	No. of Partly paid-up shares	As a % of Total no. of partly paid-up Shares	As a % of total no. of shares of the company
Held by Promoter / Promoter group	NIL	-	-
Held by Public	NIL	-	-
<b>Total</b>	<b>NIL</b>	<b>-</b>	<b>-</b>
Outstanding Convertible securities :-	No. of outstanding Securities	As a % of total no. of outstanding convertible securities	As a % of total no. of shares of the company, assuming full conversion of the convertible securities
Held by Promoter / promoter group	NIL	-	-
Held by public	NIL	-	-
<b>Total</b>	<b>NIL</b>	<b>-</b>	<b>-</b>
Warrants:-	No. of Warrants	As a % of total no. of Warrants	As a % of total no. of shares of the company, assuming full conversion of Warrants.
Held by promoter / Promoter group	NIL	-	-
Held by public	NIL	-	-
<b>Total</b>	<b>NIL</b>	<b>-</b>	<b>-</b>
Total paid-up capital of the company, assuming full conversion of warrants and convertible securities		Rs. 6,75,60,000/- (Rupees Six Crores Seventy Five Lacs Sixty Thousand) divided into 3,37,80,000(Three Crore Thirty Seven Lacs Eighty Thousand) equity share of Rs. 2/- each	




Category code	Category of Shareholder	Number of Shareholders	Total number of shares	Number of shares held in dematerialized form	Total shareholding as a percentage of total number of shares		Shares Pledged or otherwise encumbered	
					As a percentage of (A+B) <sup>1</sup> (VI)	As a percentage of (A+B+C) (VII)	Number of Shares (VIII)	As a percentage (IX) = (VIII)/(IV)*100
(I)	(II)	(III)	(IV)	(V)	(VI)	(VII)	(VIII)	(IX)
(A)	<b>Promoter and Promoter Group</b>							
1	<b>Indian</b>							
(a)	Individuals/ Hindu Undivided Family	8	20454600	20454600	60.55	60.55	0.00	0.00
(b)	Central Government/ State Government(s)	0	0	0	0.00	0.00	0.00	0.00
(c)	Bodies Corporate	0	0	0	0.00	0.00	0.00	0.00
(d)	Financial Institutions/ Banks	0	0	0	0.00	0.00	0.00	0.00
(e)	Any Others(Specify)	0	0	0	0.00	0.00	0.00	0.00
(e-i)	Directors & their Relatives	0	0	0	0.00	0.00	0.00	0.00
(e-ii)		0	0	0	0.00	0.00	0.00	0.00
	<b>Sub Total(A)(1)</b>	<b>8</b>	<b>20454600</b>	<b>20454600</b>	<b>60.55</b>	<b>60.55</b>	<b>0.00</b>	<b>0.00</b>
2	<b>Foreign</b>							
a	Individuals (Non-Residents Individuals/ Foreign Individuals)	0	0	0	0.00	0.00	0.00	0.00
b	Bodies Corporate	0	0	0	0.00	0.00	0.00	0.00
c	Institutions	0	0	0	0.00	0.00	0.00	0.00
d	Any Others(Specify)	0	0	0	0.00	0.00	0.00	0.00
d-i		0	0	0	0.00	0.00	0.00	0.00
d-ii		0	0	0	0.00	0.00	0.00	0.00
	<b>Sub Total(A)(2)</b>	<b>0</b>	<b>0</b>	<b>0</b>	<b>0.00</b>	<b>0.00</b>	<b>0.00</b>	<b>0.00</b>
	<b>Total Shareholding of Promoter and Promoter Group (A)= (A)(1)+(A)(2)</b>	<b>8</b>	<b>20454600</b>	<b>20454600</b>	<b>60.55</b>	<b>60.55</b>	<b>0.00</b>	<b>0.00</b>
(B)	<b>Public shareholding</b>						N.A	N.A
1	<b>Institutions</b>						N.A	N.A
(a)	Mutual Funds/ UTI	0	0	0	0.00	0.00	N.A	N.A
(b)	Financial Institutions/ Banks	4	145478	145478	0.43	0.43	N.A	N.A
(c)	Central Government/ State Government(s)	0	0	0	0.00	0.00	N.A	N.A
(d)	Venture Capital Funds	0	0	0	0.00	0.00	N.A	N.A
(e)	Insurance Companies	1	75000	75000	0.22	0.22	N.A	N.A
(f)	Foreign Institutional Investors	3	2000	500	0.01	0.01	N.A	N.A
(g)	Foreign Venture Capital Investors	0	0	0	0.00	0.00	N.A	N.A
(h)	Qualified Foreign Investor	0	0	0	0.00	0.00	N.A	N.A
(i)	Any Other (specify)				0.00	0.00	N.A	N.A
(i-i)	Foreign Financial Institutions	0	0	0	0.00	0.00	N.A	N.A
	<b>Sub-Total (B)(1)</b>	<b>8</b>	<b>222478</b>	<b>220978</b>	<b>0.66</b>	<b>0.66</b>	<b>N.A</b>	<b>N.A</b>
B 2	<b>Non-institutions</b>						N.A	N.A
(a)	Bodies Corporate	355	2436791	2423286	7.21	7.21	N.A	N.A
(b)	Individuals							
I	Individuals -i. Individual shareholders holding nominal share capital up to Rs 1 lakh	14441	9121559	8800482	27.00	27.00	N.A	N.A
II	ii. Individual shareholders holding nominal share capital in excess of Rs. 1 lakh.	5	654838	654838	1.94	1.94	N.A	N.A
(c)	Qualified Foreign Investor	0	0	0	0.00	0.00	N.A	N.A
(d)	Any Other (specify)							
(d-i)	Trusts	1	2000	2000	0.01	0.01	N.A	N.A
(d-ii)	Directors & their relatives	4	7875	7875	0.02	0.02	N.A	N.A
(d-iii)	Foreign Nationals	0	0	0	0.00	0.00	N.A	N.A
(d-iv)	Non-resident Indians	103	153845	153345	0.46	0.46	N.A	N.A
(d-v)	Clearing Members	131	508179	508179	1.51	1.51	N.A	N.A
(d-vi)	Hindu undivided Families	0	0	0	0.00	0.00	N.A	N.A
(d-vii)	Foreign Portfolio Investor (Corporate)	1	217835	217835	0.64	0.64	N.A	N.A
	<b>Sub-Total (B)(2)</b>	<b>15041</b>	<b>13102922</b>	<b>12767840</b>	<b>38.79</b>	<b>38.79</b>	<b>N.A</b>	<b>N.A</b>
(B)	<b>Total Public Shareholding (B)= (B)(1)+(B)(2)</b>	<b>15049</b>	<b>13325400</b>	<b>12988818</b>	<b>39.45</b>	<b>39.45</b>	<b>N.A</b>	<b>N.A</b>
	<b>TOTAL (A)+(B)</b>	<b>15057</b>	<b>33780000</b>	<b>33443418</b>	<b>100.00</b>	<b>100.00</b>	<b>N.A</b>	<b>N.A</b>
(C)	Shares held by Custodians and against which Depository Receipts have been issued	0	0	0	0.00	0.00	N.A	N.A
	<b>GRAND TOTAL (A)+(B)+(C)</b>	<b>15057</b>	<b>33780000</b>	<b>33443418</b>	<b>100.00</b>	<b>100.00</b>	<b>N.A</b>	<b>N.A</b>




(I) (b) Statement showing holding of securities (including shares, warrants, convertible securities) of persons belonging to the category "Promoter and Promoter Group"

Sr. No. (I)	Name of the shareholder (II)	Details of Shares held		Encumbered shares			Details of warrants		Details of convertible securities		Total shares (including underlying shares assuming full conversion of warrants and convertible securities) as a % of diluted share capital  (XII)
		No. of Shares held (III)	As a % of grand total (A) + (B) + (C) (IV)	No. (V)	As a percentage (VI) = (V) / (III) * 100	As a % of grand total (A) + (B) + (C) of sub-clause (I)(a) (VII)	Number of warrants held (VIII)	As a % total number of warrants of the same class (IX)	Number of convertible securities held (X)	As a % total number of convertible securities of the same class (XI)	
1	Anil Moolchandani	6793900	20.11	0.00	0.00	0.00	0.00	0.00	0.00	0.00	0.00
2	Jagdish Moolchandani	4253230	12.59	0.00	0.00	0.00	0.00	0.00	0.00	0.00	0.00
3	Pushpa Moolchandani	2964250	8.78	0.00	0.00	0.00	0.00	0.00	0.00	0.00	0.00
4	Karan Moolchandani	1852000	5.48	0.00	0.00	0.00	0.00	0.00	0.00	0.00	0.00
5	Raghav Moolchandani	1808120	5.35	0.00	0.00	0.00	0.00	0.00	0.00	0.00	0.00
6	Varun Moolchandani	1630750	4.83	0.00	0.00	0.00	0.00	0.00	0.00	0.00	0.00
7	Neeru Moolchandani	1005000	2.97	0.00	0.00	0.00	0.00	0.00	0.00	0.00	0.00
8	Mansi M Chandok	147350	0.44	0.00	0.00	0.00	0.00	0.00	0.00	0.00	0.00
<b>TOTAL</b>		<b>20454600</b>	<b>60.55</b>								




(I) (c) (i) Statement showing holding of securities (including shares, warrants, convertible securities) of persons belonging to the category "Public" and holding more than 1% of the total number of shares

Sr. No.	Name of the shareholder	Number of shares held	Shares as a percentage of total number of shares (i.e., Grand Total (A)+(B)+(C) indicated in Statement at para (I)(a) above)	Details of warrants		Details of convertible securities		Total shares (including underlying shares assuming full conversion of warrants and convertible securities) as a % of diluted share capital
				Number of warrants held	As a % total number of warrants of the same class	Number of convertible securities held	% w.r.t total number of convertible securities of the same class	
		0	0.00	0.00	0.00	0.00	0.00	0.00
<b>TOTAL</b>		<b>0</b>	<b>0</b>					




(I) (c) (II) Statement showing holding of securities (including shares, warrants, convertible securities) of persons (together with PAC) belonging to the category "Public" and holding more than 5% of the total number of shares

Sr. No.	Name(s) of the shareholder(s) and the Persons Acting in Concert (PAC) with them	Number of shares	Shares as a percentage of total number of shares (i.e., Grand Total (A)+(B)+(C) indicated in Statement at para (I)(a) above)	Details of warrants		Details of convertible securities		Total shares (including underlying shares assuming full conversion of warrants and convertible securities) as a % of diluted share capital
				Number of warrants	As a % total number of warrants of the same class	Number of convertible securities held	% w.r.t total number of convertible securities of the same class	



(l)(d) Statement showing details of locked-in shares			
Sr. No.	Name of the shareholder	Number of locked-in shares	Locked-in shares as a percentage of total number of shares {i.e., Grand Total (A)+(B)+(C) indicated in Statement at para (l)(a) above}
		N/A	



(II)(a) Statement showing details of Depository Receipts (DRs)

Sr. No.	Type of outstanding DR (ADRs, GDRs, SDRs, etc.)	Number of outstanding DRs	Number of shares underlying outstanding DRs	Shares underlying outstanding DRs as a percentage of total number of shares {i.e., Grand Total (A)+(B)+(C) indicated in Statement at para (I)(a) above}
1				0.00
2				0.00
3				0.00
4				0.00
5				0.00
6				0.00
7				0.00
8				0.00
9				0.00
<b>TOTAL</b>		<b>0</b>	<b>0</b>	<b>0.00</b>



(II) (b) Statement showing holding of Depository Receipts (DRs), where underlying shares held by "Promoter/Promoter Group" are in excess of 1% of the total number of shares

Sr. No.	Name of the DR Holder	Type of outstanding DR (ADRs, GDRs, SDRs etc.)	Number of shares underlying outstanding DRs	Shares underlying outstanding DRs as a percentage of total number of shares (i.e., Grand Total (A)+(B)+(C) in Statement at para (I)(a) above)

