


BSE, Clause 35

Introductory sub-table (I)(a)


Name of the Company: Bajaj Finserv Ltd.			
Scrip Code, Name of the scrip, class of security: 532978,BAJAJFINS,EQUITY			
Quarter ended: 31-MAR-2015			
Partly paid-up shares:-	No. of partly paid-up shares	As a % of total no. of partly paid-up shares	As a % of total no. of shares of the company
Held by promoter/promoter group		#DIV/0!	0
Held by public		#DIV/0!	0
Total	0	#DIV/0!	0
Outstanding convertible securities:-	No. of outstanding securities	As a % of total no. of outstanding convertible securities	As a % of total no. of shares of the company, assuming full conversion of the convertible securities
Held by promoter/promoter group		#DIV/0!	0
Held by public		#DIV/0!	0
Total	0	#DIV/0!	0
Warrants:-	No. of warrants	As a % of total no. of warrants	As a % of total no. of shares of the company, assuming full conversion of warrants
Held by promoter/promoter group		#DIV/0!	0
Held by public		#DIV/0!	0
Total	0	#DIV/0!	0
Total paid-up capital of the company, assuming full conversion of warrants and convertible securities	159125184	0	0

Sou


Statement Showing Shareholding Pattern								
Category code	Category of Shareholder	Number of Shareholders	Table (I)(a)				Shares Pledged or otherwise encumbered	
			Total number of shares	Number of shares held in dematerialized form	Total shareholding as a percentage of total number of shares		Number of shares	As a percentage
					As a percentage of (A+B) ¹	As a percentage of (A+B+C)		
(I)	(II)	(III)	(IV)	(V)	(VI)	(VII)	(VIII)	(IX) = (VIII/IV)*100
(A)	Shareholding of Promoter and Promoter Group²							
1	Indian							
(a)	Individuals/ Hindu Undivided Family	38	8,300,905	8,300,905	5.22	5.22		0.00
(b)	Central Government/ State Government(s)				0.00	0.00		#DIV/0!
(c)	Bodies Corporate	17	84,551,878	84,551,878	53.15	53.14		0.00
(d)	Financial Institutions/ Banks				0.00	0.00		#DIV/0!
(e)	Any Others (Specify)				0.00	0.00		#DIV/0!
(e-i)					0.00	0.00		#DIV/0!
(e-ii)					0.00	0.00		#DIV/0!
	Sub Total(A)(1)	55	92,852,783	92,852,783	58.37	58.35	0	0.00
2	Foreign							
a	Individuals (Non-Residents Individuals/ Foreign Individuals)				0.00	0.00		#DIV/0!
b	Bodies Corporate				0.00	0.00		#DIV/0!
c	Institutions				0.00	0.00		#DIV/0!
d	Qualified Foreign Investor				0.00	0.00		#DIV/0!
e	Any Others (Specify)				0.00	0.00		#DIV/0!
e-i					0.00	0.00		#DIV/0!
e-ii					0.00	0.00		#DIV/0!
	Sub Total(A)(2)				0.00	0.00	0	#DIV/0!
	Total Shareholding of Promoter and Promoter Group (A) = (A)(1)+(A)(2)	55	92,852,783	92,852,783	58.37	58.35	0	0.00
(B)	Public shareholding							
1	Institutions							
(a)	Mutual Funds/ UTI	37	6,786,651	6,785,776	4.27	4.26		
(b)	Financial Institutions/ Banks	27	41,549	31,154	0.03	0.03		
(c)	Central Government/ State Government(s)				0.00	0.00		
(d)	Venture Capital Funds				0.00	0.00		
(e)	Insurance Companies	17	4,923,566	4,923,266	3.09	3.09		
(f)	Foreign Institutional Investors	106	12,352,695	12,351,270	7.76	7.76		
(g)	Foreign Venture Capital Investors				0.00	0.00		
(h)	Qualified Foreign Investor				0.00	0.00		
(i)	Any Other (specify)				0.00	0.00		
(i-i)	Foreign Portfolio Investors	16	848,065	848,063	0.53	0.53		
(i-ii)					0.00	0.00		
	Sub-Total (B)(1)	223	24,952,526	24,939,531	15.69	15.68		



B 2	Non-institutions							
(a)	Bodies Corporate	953	14,378,216	11,954,132	9.04	9.04		
(b)	Individuals				0.00	0.00		
I	Individuals -i. Individual shareholders holding nominal share capital up to Rs 1 lakh	43,823	11,750,445	10,312,269	7.39	7.38		
II	ii. Individual shareholders holding nominal share capital in excess of Rs. 1 lakh.	154	13,166,869	7,627,874	8.28	8.27		
(c)	Qualified Foreign Investor				0.00	0.00		
(d)	Any Other (specify)				0.00	0.00		
(d-i)	Foreign Nationals				0.00	0.00		
(d-ii)	Non Resident Indians	925	754,290	741,780	0.47	0.47		
(d-iii)	Overseas Corporate Bodies	2	675	-	0.00	0.00		
(d-iv)	Foreign Bodies - DR	1	2,176	2,176	0.00	0.00		
(d-v)	Trust	17	1,182,575	1,182,575	0.74	0.74		
(d-vi)	Clearing Members	111	43,497	43,497	0.03	0.03		
	Sub-Total (B)(2)	45,986	41,278,743	31,864,303	25.95	25.94		
(B)	Total Public Shareholding (B)= (B)(1)+(B)(2)	46,209	66,231,269	56,803,834	41.63	41.62		
	TOTAL (A)+(B)	46,264	159,084,052	149,656,617	100.00	99.97		
(C)	Shares held by Custodians and against which Depository Receipts have been issued							
1	Promoter and Promoter Group					0.00		#DIV/0!
2	Public	1	41,132	41,132		0.03		
	Sub-Total (C)	1	41,132	41,132		0.03	0	
	GRAND TOTAL (A)+(B)+(C)	46,265	159,125,184	149,697,749		100.00	0	0.00



Sr.No	Notes
1	
2	
3	
4	
5	
6	
7	
8	
9	




(D)(b) Statement showing holding of securities (including shares, warrants, convertible securities) of persons belonging to the category "Promoter and Promoter Group"												
Sr.	Name of the shareholder	Details of Shares held		Encumbered shares (*)			Details of warrants		Details of convertible securities		Total shares (including underlying shares assuming full conversion of warrants and convertible securities) as a % of diluted share capital	
		Number of shares held	As a % of grand total (A)+(B)+(C)	No.	As a percentage	As a % of grand total (A)+(B)+(C) of sub-clause (I)(a)	Number of warrants held	As a % total number of warrants of the same class	Number of convertible securities held	As a % total number of convertible securities of the same class		
No.	(i)	(ii)	(iii)	(iv)	(v)	(vi)=(v)/(iii)*100	(vii)	(viii)	(ix)	(x)	(xi)	
1	ANANT BAJAJ	497,107	0.31	0	0.00	0.00	0	#DIV/0!	0	#DIV/0!	0.31	
2	DEEPA BAJAJ	11,675	0.01	0	0.00	0.00	0	#DIV/0!	0	#DIV/0!	0.01	
3	GREETIKA BAJAJ	20,700	0.01	0	0.00	0.00	0	#DIV/0!	0	#DIV/0!	0.01	
4	KIRAN BAJAJ	424,725	0.27	0	0.00	0.00	0	#DIV/0!	0	#DIV/0!	0.27	
5	KRITH BAJAJ	38,600	0.02	0	0.00	0.00	0	#DIV/0!	0	#DIV/0!	0.02	
6	KUMUD BAJAJ	533,434	0.34	0	0.00	0.00	0	#DIV/0!	0	#DIV/0!	0.34	
7	MADHUR BAJAJ	933,716	0.59	0	0.00	0.00	0	#DIV/0!	0	#DIV/0!	0.59	
8	MINAL BAJAJ	74,700	0.05	0	0.00	0.00	0	#DIV/0!	0	#DIV/0!	0.05	
9	NEELIMA BAJAJ SWAMY	305,519	0.19	0	0.00	0.00	0	#DIV/0!	0	#DIV/0!	0.19	
10	NIMISHA JAI PURIA	181,285	0.11	0	0.00	0.00	0	#DIV/0!	0	#DIV/0!	0.11	
11	NIRAJ BAJAJ	1,390,938	0.87	0	0.00	0.00	0	#DIV/0!	0	#DIV/0!	0.87	
12	NIRAVNAYAN BAJAJ	205,866	0.13	0	0.00	0.00	0	#DIV/0!	0	#DIV/0!	0.13	
13	RAHULKUMAR BAJAJ	1,662,885	1.04	0	0.00	0.00	0	#DIV/0!	0	#DIV/0!	1.04	
14	RAJIVNAYAN BAJAJ	3,450	0.00	0	0.00	0.00	0	#DIV/0!	0	#DIV/0!	0.00	
15	RISHABNAYAN BAJAJ	9,400	0.01	0	0.00	0.00	0	#DIV/0!	0	#DIV/0!	0.01	
16	SANJALI BAJAJ	10,100	0.01	0	0.00	0.00	0	#DIV/0!	0	#DIV/0!	0.01	
17	SANJIVNAYAN BAJAJ	465,024	0.29	0	0.00	0.00	0	#DIV/0!	0	#DIV/0!	0.29	
18	SHEFALI BAJAJ	11,000	0.01	0	0.00	0.00	0	#DIV/0!	0	#DIV/0!	0.01	
19	SHEKHAR BAJAJ	701,440	0.44	0	0.00	0.00	0	#DIV/0!	0	#DIV/0!	0.44	
20	SIDDHANTNAYAN BAJAJ	8,300	0.01	0	0.00	0.00	0	#DIV/0!	0	#DIV/0!	0.01	
21	SUMAN JAIN	575,904	0.36	0	0.00	0.00	0	#DIV/0!	0	#DIV/0!	0.36	
22	SUNAINA KEERIWAL	235,437	0.15	0	0.00	0.00	0	#DIV/0!	0	#DIV/0!	0.15	
23	BACHHRAJ AND COMPANY PRIVATE LIM	2,041,478	1.28	0	0.00	0.00	0	#DIV/0!	0	#DIV/0!	1.28	
24	BACHHRAJ FACTORIES PRIVATE LIMITE	1,078,787	0.68	0	0.00	0.00	0	#DIV/0!	0	#DIV/0!	0.68	
25	BAJAJ AUTO HOLDINGS LIMITED	209,005	0.13	0	0.00	0.00	0	#DIV/0!	0	#DIV/0!	0.13	
26	BAJAJ HOLDINGS AND INVESTMENT LTD	62,314,214	39.16	0	0.00	0.00	0	#DIV/0!	0	#DIV/0!	39.16	
27	BAJAJ SEVASHRAM PRIVATE LTD	2,355,605	1.48	0	0.00	0.00	0	#DIV/0!	0	#DIV/0!	1.48	
28	BARODA INDUSTRIES PRIVATE LIMITED	919,001	0.58	0	0.00	0.00	0	#DIV/0!	0	#DIV/0!	0.58	
29	HERCULES HOISTS LIMITED	92,063	0.06	0	0.00	0.00	0	#DIV/0!	0	#DIV/0!	0.06	
30	THE HINDUSTAN HOUSING COMPANY LT	8,000	0.01	0	0.00	0.00	0	#DIV/0!	0	#DIV/0!	0.01	
31	JAMNALAL SONS PRIVATE LIMITED	15,110,824	9.50	0	0.00	0.00	0	#DIV/0!	0	#DIV/0!	9.50	
32	KAMALNAYAN INVESTMENT & TRADING	61,200	0.04	0	0.00	0.00	0	#DIV/0!	0	#DIV/0!	0.04	
33	MADHUR SECURITIES PVT LTD	40,700	0.03	0	0.00	0.00	0	#DIV/0!	0	#DIV/0!	0.03	
34	NIRAJ HOLDINGS PVT LTD	10,300	0.01	0	0.00	0.00	0	#DIV/0!	0	#DIV/0!	0.01	
35	RAHUL SECURITIES PVT LTD	143,000	0.09	0	0.00	0.00	0	#DIV/0!	0	#DIV/0!	0.09	
36	RUPA EQUITIES PRIVATE LIMITED	137,400	0.09	0	0.00	0.00	0	#DIV/0!	0	#DIV/0!	0.09	
37	SHEKHAR HOLDINGS PVT LTD	30,300	0.02	0	0.00	0.00	0	#DIV/0!	0	#DIV/0!	0.02	
TOTAL		92,852,783	58.35	0	0.00	0.00	0	#DIV/0!	0	#DIV/0!	58.35	

(*) The term "encumbrance" has the same meaning as assigned to it in regulation 28(3) of the SAST Regulations, 2011


* Note:- Bajaj Holdings and Investment Ltd (BHIL) Employees' Welfare Funds (formerly known as Bajaj Auto Ltd Employees' Welfare Funds) & Bajaj Electricals Ltd (BEL) Employees' Welfare Funds are holding shares in Bajaj Finserv Ltd as under:-

	No of Shares	% to paid-up capital
BHIL Employees Welfare Funds	10,06,021	0.63
BEL Employees Welfare Funds	53,460	0.03
	10,59,481	0.67


The above holdings were classified as Promoters' shareholdings until the Quarter ended 31 December, 2014. However, subsequent to the coming into effect of SEBI (Share based Employees Benefits) Regulation, 2014, such holdings are reclassified as 'Public Shareholdings' with effect from the Quarter ending 31 March, 2015.




(I)(c)(i) Statement showing holding of securities (including shares, warrants, convertible securities) of persons belonging to the category "Public" and holding more than 1% of the total number of shares								
Sr. No.	Name of the shareholder	Number of shares held	Shares as a percentage of total number of shares (i.e., Grand Total (A)+(B)+(C) indicated in Statement at para (I)(a) above)	Details of warrants		Details of convertible securities		Total shares (including underlying shares assuming full conversion of warrants and convertible securities) as a % of diluted share capital
				Number of warrant held	As a % total number of warrants of the same class	Number of convertible securities held	% w.r.t total number of convertible securities of the same class	
1	M/S JAYA HIND INVESTMENTS PRIVATE LIMITED	6,394,663	4.02	0	#DIV/0!	0	#DIV/0!	4.02
2	ICICI PRUDENTIAL FOCUSED BLUECHIP EQUIT FUND	5,093,716	3.20	0	#DIV/0!	1	#DIV/0!	3.20
3	LIFE INSURANCE CORPORATION OF INDIA	4,358,902	2.74	0	#DIV/0!	0	#DIV/0!	2.74
4	MAHARASHTRA SCOOTERS LIMITED	3,725,740	2.34	0	#DIV/0!	0	#DIV/0!	2.34
5	SIKKIM JANSEWA PRATISTHAN PVT LTD	2,012,953	1.27	0	#DIV/0!	0	#DIV/0!	1.27
6	ASHOKA PTE LTD	1,938,247	1.22	0	#DIV/0!	0	#DIV/0!	1.22
TOTAL		23,524,221	14.78	0	#DIV/0!	1	#DIV/0!	14.78




(I)(c)(ii) Statement showing holding of securities (including shares, warrants, convertible securities) of persons (together with PAC) belonging to the category "Public" and holding more than 5% of the total number of shares of the company								
Sr. No.	Name(s) of the shareholder(s) and the Persons Acting in Concert (PAC) with them	Number of shares	Shares as a percentage of total number of shares {i.e., Grand Total (A)+(B)+(C) indicated in Statement at para (I)(a) above}	Details of warrants		Details of convertible securities		Total shares (including underlying shares assuming full conversion of warrants and convertible securities) as a % of diluted share capital
				Number of warrants	As a % total number of warrants of the same class	Number of convertible securities held	% w.r.t total number of convertible securities of the same class	
1	NIL	0	0.00	0	#DIV/0!	0	#DIV/0!	0
TOTAL		0	0.00	0	#DIV/0!	0	#DIV/0!	0



(I)(d) Statement showing details of locked-in shares			
Sr. No.	Name of the shareholder	Number of locked-in shares	Locked-in shares as a percentage of total number of shares (i.e., Grand Total (A)+(B)+(C) indicated in Statement at para (I)(a) above)
1	NIL	0	0.00
TOTAL		0	0.00



(II)(a) Statement showing details of Depository Receipts (DRs)				
Sr. No.	Type of outstanding DR (ADRs, GDRs, SDRs, etc.)	Number of outstanding DRs	Number of shares underlying outstanding DRs	Shares underlying outstanding DRs as a percentage of total number of shares (i.e., Grand Total (A)+(B)+(C) indicated in Statement at para (I)(a) above)
1	GDR	1	41,132	0.03
TOTAL		1	41,132	0.03



(II)(b) Statement showing holding of Depository Receipts (DRs), where underlying shares held by "promoter/promoter group" are in excess of 1% of the total number of shares				
Sr. No.	Name of the DR Holder	Type of outstanding DR (ADRs, GDRs, SDRs, etc.)	Number of shares underlying outstanding DRs	Shares underlying outstanding DRs as a percentage of total number of shares (i.e., Grand Total (A)+(B)+(C) indicated in Statement at para (I)(a) above)
1	NIL	0	0	0.00
TOTAL			0	0.00

