


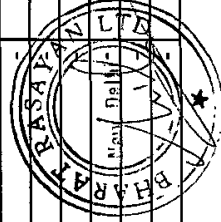
Name of the Company : **BHARAT RASAYAN LIMITED**
 Scrip Code, Name of the Scrip, Class of Security : **BHARATRAS, BHARAT RASAYAN LIMITED, EQUITY**
 Quarter ended : **31st MARCH, 2015**

PARTLY PAID-UP SHARES		No. of Partly Paid-up Shares	As a % of total no. of Partly Paid-Up Shares	As a % of total no. of shares of the Company
Held by Promoter / Promoter Group				
Held by Public				
Total			===== NOT APPLICABLE =====	
OUTSTANDING CONVERTIBLE SECURITIES		No. of Outstanding Securities	As a % of total no. of Outstanding Convertible Securities	As a % of total no. of shares of the Company, assuming full conversion of the convertible securities
Held by Promoter / Promoter Group				
Held by Public				
Total			===== NOT APPLICABLE =====	
WARRANTS		No. of Warrants	As a % of total no. of Warrants	As a % of total no. of shares of the Company, assuming full conversion of Warrants
Held by Promoter / Promoter Group				
Held by Public				
Total			===== NOT APPLICABLE =====	
Total Paid-Up Capital of the Company, assuming full conversion of warrants and convertible securities				42,48,740



(I)(a) STATEMENT SHOWING SHAREHOLDING PATTERN

Category Code	Category of Shareholder	Number of share-holders	Total Number of Shares	Number of shares held in Dematerialized Form	Total shareholding as a percentage of total number of shares		Shares Pledged or otherwise encumbered	
					As a % of (A+B) (VI)	As a % of (A+B+C) (VII)	Number of shares (VIII)	As a percentage (IX) = [(VIII)/IV]*100
(I)	(II)	(III)	(IV)	(V)	(VI)	(VII)	(VIII)	(IX)
(A)	SHAREHOLDING OF PROMOTER AND PROMOTER GROUP							
(1)	Indian							
(a)	Individuals / Hindu Undivided Family	11	28,04,128	28,04,128	65.9990%	65.9990%	-	-
(b)	Central Government / State Government(s)	-	-	-	-	-	-	-
(c)	Bodies Corporate	3	3,72,221	3,72,221	8.7607%	8.7607%	-	-
(d)	Financial Institutions / Banks	-	-	-	-	-	-	-
(e)	Any Other (specify)	-	-	-	-	-	-	-
	Sub-Total (A)(1)	14	31,76,349	31,76,349	74.7598%	74.7598%	-	-
(2)	Foreign							
(a)	Individuals (Non-Residents Individuals / Foreign Individuals)	-	-	-	-	-	-	-
(b)	Bodies Corporate	-	-	-	-	-	-	-
(c)	Institutions	-	-	-	-	-	-	-
(d)	Qualified Foreign Investor	-	-	-	-	-	-	-
(e)	Any Other (specify)	-	-	-	-	-	-	-
	Sub-Total (A)(2)	-	-	-	-	-	-	-
	Total shareholding of Promoter and Promoter Group [(A)=(A)(1)+(A)(2)]	14	31,76,349	31,76,349	74.7598%	74.7598%	-	-
(B)	PUBLIC SHAREHOLDING							
(1)	Institutions							
(a)	Mutual Funds / UTI	-	-	-	-	-	-	-
(b)	Financial Institutions / Banks	-	-	-	-	-	-	-
(c)	Central Government / State Government(s)	-	-	-	-	-	-	-
(d)	Venture Capital Funds	-	-	-	-	-	-	-
(e)	Insurance Companies	-	-	-	-	-	-	-
(f)	Foreign Institutional Investors	-	-	-	-	-	-	-
(g)	Foreign Venture Capital Investors	-	-	-	-	-	-	-
(h)	Qualified Foreign Investors	-	-	-	-	-	-	-
(i)	Any Other (specify)	-	-	-	-	-	-	-
	Sub-Total (B)(1)	-	-	-	-	-	-	-



Category Code	Category of Shareholder	Number of shareholders	Total Number of Shares	Number of shares held in Demat Mode	Total shareholding as a percentage of total number of shares		Shares Pledged or otherwise encumbered	
					As a % of (A+B) (VI)	As a % of (A+B+C) (VII)	Number of shares (VIII)	As a percentage (IX) = [(VIII)/V]*100
(I)	(II)	(III)	(IV)	(V)	(VI)	(VII)	(VIII)	(IX) = [(VIII)/V]*100
(2)	Non-Institutions							
(a)	Bodies Corporate	117	5,43,775	5,41,175	12.7985%	12.7985%	N.A.	N.A.
(b)	Individuals:-							
	i) Individual shareholders holding nominal share capital upto Rs. 1 lakh	4,120	5,26,020	2,61,367	12.3806%	12.3806%	-	-
	ii) Individual shareholders holding nominal share capital in excess of Rs. 1 lakh	-	-	-	-	-	-	-
(c)	Qualified Foreign Investors	-	-	-	-	-	-	-
(d)	Any Other (NRIs & Clearing Members)	41	2,596	2,596	0.0611%	0.0611%	-	-
	Sub-Total (B)(2)	4,278	10,72,391	8,05,138	25.2402%	25.2402%	-	-
	Total Public Shareholding [(B)=(B)(1)+(B)(2)]	4,278	10,72,391	8,05,138	25.2402%	25.2402%	N.A.	N.A.
TOTAL (A) + (B)		4,292	42,48,740	39,81,487	100.0000%	100.0000%	-	-
(C)	SHARES HELD BY CUSTODIANS AND AGAINST WHICH DEPOSITORY RECEIPTS HAVE BEEN ISSUED							
(1)	Promoter and Promoter Group	-	-	-	N.A.	-	N.A.	N.A.
(2)	Public	-	-	-	N.A.	-	N.A.	N.A.
	Sub-Total (C)	-	-	-	N.A.	-	N.A.	N.A.
GRAND TOTAL (A) + (B) + (C)		4,292	42,48,740	39,81,487	100.0000%	100.0000%	-	-

For Bharat Rasayan Limited

[Signature]
Company Secretary

(I)(b) STATEMENT SHOWING HOLDING OF SECURITIES (INCLUDING SHARES, WARRANTS, CONVERTIBLE SECURITIES) OF PERSONS BELONGING TO THE CATEGORY "PROMOTER AND PROMOTER GROUP"

Sr.No.	Name of the shareholder	Details of shares held		Encumbered Shares*			Details of Warrants		Details of Convertible Securities		Total shares (including underlying shares assuming full conversion of warrants and convertible securities) as a % of diluted share capital
		No. of shares held	As a % of Grand Total (A+B+C)	Number	As a %	As a % of grand total (A)+(B)+(C) of Sub Clause (1)(a)	No. of Warrants held	As a % of Total number of Warrants of the same class	No. of Convertible Securities held	As a % of Total number of Convertible Securities of the same class	
(i)	(ii)	(iii)	(iv)	(v)	(vi) = (v)/(iii)* 100	(vii)	(viii)	(ix)	(x)	(xi)	(xii)

INDIVIDUAL / HINDU UNDIVIDED FAMILY

1	Sat Narain Gupta	10,28,631	24.2102%	-	-	-	-	-	-	-	-
2	Rajesh Gupta	79,982	1.8825%	-	-	-	-	-	-	-	-
3	S.N. Gupta (HUF)	3,56,200	8.3837%	-	-	-	-	-	-	-	-
4	Mahabir Prasad Gupta	4,22,800	9.9512%	-	-	-	-	-	-	-	-
5	Savita Gupta	1,24,300	2.9256%	-	-	-	-	-	-	-	-
6	Vikas Gupta	1,94,300	4.5731%	-	-	-	-	-	-	-	-
7	Rajender Prasad Gupta	3,31,544	7.8033%	-	-	-	-	-	-	-	-
8	Manju Gupta	59,584	1.4024%	-	-	-	-	-	-	-	-
9	Sahil Gupta	45,700	1.0756%	-	-	-	-	-	-	-	-
10	R.P. Gupta (HUF)	1,46,089	3.4384%	-	-	-	-	-	-	-	-
11	Ram Narain (HUF)	14,998	0.3530%	-	-	-	-	-	-	-	-

BODIES CORPORATE

12	Centum Finance Limited	1,01,000	2.3772%	-	-	-	-	-	-	-	-
13	BRL Finlease Limited	1,14,172	2.6872%	-	-	-	-	-	-	-	-
14	Weidon Fincap Pvt. Limited	1,57,049	3.6964%	-	-	-	-	-	-	-	-
	TOTAL	31,76,349	74.7598%	-	-	-	-	-	-	-	-

*The term "encumbrance" has the same meaning as assigned to it in Regulation 28(3) of the SAST Regulations, 2017




(I)(c)(i) STATEMENT SHOWING HOLDING OF SECURITIES (INCLUDING SHARES, WARRANTS, CONVERTIBLE SECURITIES) OF PERSONS BELONGING TO THE CATEGORY "PUBLIC" AND HOLDING MORE THAN 1% OF THE TOTAL NUMBER OF SHARES

Sr.No.	Name of the shareholder	No. of shares held	Shares as a Percentage of total number of shares (i.e. Grand Total (A)+(B)+(C) indicated in Statement at Para(1)(a) above}	Details of Warrants		Details of Convertible Securities		Total shares (including underlying shares assuming full conversion of warrants and convertible securities) as a % of diluted share capital
				No. of Warrants held	As a % of Total number of Warrants of the same class	No. of Convertible Securities held	% w.r.t. total Convertible Securities of the same class	
1	RITESH STOCK BROKING PVT. LTD.	2,03,694	4.7942%	-	-	-	-	-
2	AMBAA SECURITIES PVT. LTD.	2,10,000	4.9426%	-	-	-	-	-
3	SHIV SHANKAR SECURITIES PVT. LTD.	81,628	1.9212%	-	-	-	-	-
	TOTAL	4,95,322	11.6580%	-	-	-	-	-

(I)(c)(ii) STATEMENT SHOWING HOLDING OF SECURITIES (INCLUDING SHARES, WARRANTS, CONVERTIBLE SECURITIES) OF PERSONS (TOGETHER WITH P.A.C.) BELONGING TO THE CATEGORY "PUBLIC" AND HOLDING MORE THAN 5% OF THE TOTAL NUMBER OF SHARES OF THE COMPANY

Sr.No.	Name(s) of the shareholder(s) and the Persons Acting in Concert (PAC) with them	No. of shares	Shares as a Percentage of total number of shares (i.e. Grand Total (A)+(B)+(C) indicated in Statement at Para(1)(a) above}	Details of Warrants		Details of Convertible Securities		Total shares (including underlying shares assuming full conversion of warrants and convertible securities) as a % of diluted share capital
				No. of Warrants	As a % of Total number of Warrants of the same class	No. of Convertible Securities held	% w.r.t. total Convertible Securities of the same class	

**** NOT APPLICABLE ****



(I)(d) STATEMENT SHOWING DETAILS OF LOCKED-IN-SHARES

Sr.No.	Name of the shareholder	No. of locked-in shares	Locked-in-shares as a percentage of total number of shares (i.e. Grand Total (A)+(B)+(C) indicated in Statement at Para (I)(a) above)
**** NIL ****			

(II)(a) STATEMENT SHOWING DETAILS OF DEPOSITORY RECEIPTS (DRs)

Sr.No.	Type of outstanding DR (ADRs, GDRs, SDRs etc.)	No. of outstanding DRs	No. of shares underlying outstanding DRs	Shares underlying outstanding DRs as a Percentage of total number of shares (i.e. Grand Total (A)+(B)+(C) indicated in Statement at Para (I)(a) above)
**** NIL ****				

(II)(b) STATEMENT SHOWING HOLDING OF DEPOSITORY RECEIPTS (DRs) WHERE UNDERLYING SHARES HELD BY PROMOTER / PROMOTER GROUP ARE IN EXCESS OF 1% OF THE TOTAL NUMBER OF SHARES.

Sr.No.	Name of DR Holder	Type of outstanding DR (ADRs, GDRs, SDRs etc.)	No. of shares underlying outstanding DRs	Shares underlying outstanding DRs as a % of total number of shares (i.e. Grand Total (A)+(B)+(C) indicated in Statement at Para (I)(a) above)
**** NIL ****				



(III)(a) STATEMENT SHOWING THE VOTING PATTERN OF SHAREHOLDERS, IF MORE THAN ONE CLASS OF SHARES/ SECURITIES IS ISSUED BY THE ISSUER.

(Give description of voting rights for each class of security, e.g. Class X:....., Class Y:....., Class Z:.....)

Category Code	Category of Shareholder	Number of Voting Rights held in each class of securities			Total Voting Rights (III+IV+V)	Total Voting Rights i.e. (VI)	
		Class X	Class Y	Class Z		As a % of (A+B)	As a % of (A+B+C)
(I)	(II)	(III)	(IV)	(V)	(VI)	(VII)	(VIII)
(A)	Promoter and Promoter Group						
(B)	Public shareholding						
(C)	Shares held by Custodians and against which Depository Receipts have been issued						
	GRAND TOTAL [A+B+C]						

- Not Applicable -

