

Statement Showing Shareholding Pattern								
Category code	Category of Shareholder	Number of Shareholders	Table (I)(a)		Total shareholding as a percentage of total number of shares		Shares Pledged or otherwise encumbered	
			Total number of shares	Number of shares held in dematerialized form	As a percentage of (A+B)	As a percentage of (A+B+C)	Number of shares	As a percentage
			(IV)	(V)	(VI)	(VII)	(VIII)	(VIII)/(IV)*
(I)	(II)	(III)	(IV)	(V)	(VI)	(VII)	(VIII)	(VIII)/(IV)*
(B)	Public shareholding							
1	Institutions							
(a)	Mutual Funds/ UTI	5	10423		0.0287	0.0287	0	0.00
(b)	Financial Institutions / Banks	24	6540	124	0.0180	0.0180	0	0.00
(c)	Central Government/ State Government(s)	0	0	0	0.0000	0.0000	0	0.00
(d)	Venture Capital Funds	0	0	0	0.0000	0.0000	0	0.00
(e)	Insurance Companies	6	2950	0	0.0081	0.0081	0	0.00
(f)	Foreign Institutional Investors	0	0	0	0.0000	0.0000	0	0.00
(g)	Foreign Venture Capital Investors	0	0	0	0.0000	0.0000	0	0.00
(h)	Trust	6	65833	65833	0.1813	0.1813		
(i)	Any Other (specify)	0	0	0	0.0000	0.0000	0	0.00
	Sub-Total (B)(1)	41	85746	65957	0.2361	0.2361	0	0
B 2	Non-institutions							
(a)	Bodies Corporate	304	661762	635532	1.8226	1.8226	0	0.00
(b)	Individuals							
I	Individuals -i. Individual shareholders holding nominal share capital up to Rs 1 lakh	23164	5989689	4624545	16.4967	16.4967	0	0.00
II	ii. Individual shareholders holding nominal share capital in excess of Rs. 1 lakh	101	4259833	4172085	11.7324	11.7324	0	0.00
(c)	Any Other (specify)						0	0.00
(c-i)	Clearing Members	27	77077	77077	0.2123	0.2123	0	0.00
(c-ii)	Non Resident Indians (Repatriable)	51	234657	234657	0.6463	0.6463	0	0.00
(c-iii)	Non Resident Indians (Non Repatriable)	44	29664	26820	0.0817	0.0817	0	0.00
(c-iv)	Overseas Bodies Corporates	3	1850	0	0.0051	0.0051		
	Sub-Total (B)(2)	23694	11254532	9770716	30.9971	30.9971	0	0
(B)	Total Public Shareholding (B)= (B)(1)+(B)(2)	23735	11340278	9836673	31.2332	31.2332	0	0
	TOTAL (A)+(B)	23778	36308425	31787440	100.0000	100.0000	0	0
(C)	Shares held by Custodians and against which Depository Receipts have been issued							
1	Promoter and Promoter Group	0	0	0	0.0000	0.0000	0	0.00
2	Public	0	0	0	0.0000	0.0000	0	0.00
	Sub-Total (C)	0	0	0	0.0000	0.0000	0	0
	GRAND TOTAL (A)+(B)+(C)	23778	36308425	31787440	100.0000	100.0000	0	0

Introductory sub-table (I)(a)

Name of the Company: CHOWGULE STEAMSHIPS LIMITED			
Scrip Code, Name of the scrip, class of security: 501833, CHOWGSTe, Equity			
Quarter ended: 31.03.2015			
Partly paid-up shares:-			
	No. of partly paid-up shares	As a % of total no. of partly paid-up shares	As a % of total no. of shares of the company
Held by promoter/promoter group	0	0	0
Held by public	0	0	0
Total - D	0	0	0
Outstanding convertible securities:-			
	No. of outstanding securities	As a % of total no. of outstanding convertible securities	As a % of total no. of shares of the company, assuming full conversion of the convertible securities
Held by promoter/promoter group	0	0	0
Held by public	0	0	0
Total - E	0	0	0
Warrants:-			
	No. of warrants	As a % of total no. of warrants	As a % of total no. of shares of the company, assuming full conversion of warrants
Held by promoter/promoter group	0	0	0
Held by public	0	0	0
Total - F	0	0	0
Total paid-up capital of the company, assuming full conversion of warrants and convertible securities			36308425

(I)(b) Statement showing holding of securities (including shares, warrants, convertible securities) of persons belonging to the category "Promoter and Promoter Group"


Sr. No.	Name of the shareholder	Details of Shares held		Encumbered shares (*)			Details of warrants		Details of convertible securities		Total shares (including underlying shares assuming full conversion of warrants and convertible securities) as a % of diluted share capital
		Number of shares held	As a % of grand total (A)+(B)+(C)	No.	As a percentage	As a % of grand total (A)+(B)+(C) of sub-clause (I)(a)	Number of warrants held	As a % of total number of warrants of the same class	Number of convertible securities held	As a % of total number of convertible securities of the same class	
(I)	(II)	(III)	(IV)	(V)	(VI)=(V)/(III)*100	(VII)	(VIII)	(IX)	(X)	(XI)	(XII)
1	ANJALI PRATAP SHIRKE	303125	0.8348								0.8348
2	ANITA PRATAP SHIRKE YURAVLIVKER	303125	0.8348								0.8348
3	ANITA PRATAP SHIRKE YURAVLIVKER	19250	0.053								0.053
4	ARTI PRATAP SHIRKE DORIGO	303125	0.8348								0.8348
5	ARTI PRATAP SHIRKE DORIGO	19250	0.053								0.053
6	VISHWASRAO DATTAJI CHOWGULE	119000	0.3277								0.3277
7	LAXMANRAO DATTAJI CHOWGULE	271250	0.747								0.747
8	LAXMANRAO DATTAJI CHOWGULE	34895	0.0961								0.0961
9	INDIRABAI LAXMANRAO CHOWGULE	173250	0.4771								0.4771
10	CHOWGULE SURESH LAXMANRAO	55125	0.1518								0.1518
11	RAMESH LAXMANRAO CHOWGULE	31500	0.0867								0.0867
12	CHOWGULE SATISH LAXMANRAO	8567	0.0236								0.0236
13	DILIP LAXMANRAO CHOWGULE	61067	0.1681								0.1681
14	YESHWANTRAO DATTAJI CHOWGULE	46200	0.1272								0.1272
15	ASHOK VISHWASRAO CHOWGULE	24675	0.0679								0.0679
16	CHOWGULE REAL ESTATE &	27750	0.0764								0.0764
17	JAGDEEP YESHWANTRAO CHOWGULE	195125	0.5374								0.5374
18	NISHIKANT SHIVAJIRAO CHOWGULE	92	0.0002								0.0002
19	PRATAP BABURAO SHIRKE	287500	0.7918								0.7918
20	PRATAP BABURAO SHIRKE	86850	0.2392								0.2392
21	SARITA PRATAP SHIRKE	71374	0.1965								0.1965
22	SURESH LAXMANRAO CHOWGULE	89250	0.2458								0.2458
23	SARITA PRATAP SHIRKE	118285	0.3257								0.3257
24	SHEELA YESHWANTRAO CHOWGULE	115000	0.3167								0.3167
25	VIDHYA MILIND VERNEKAR	117000	0.3222								0.3222
26	YESHWANTRAO D CHOWGULE	60000	0.1652								0.1652
27	YESHWANTRAO D CHOWGULE	60000	0.1652								0.1652
28	YESHWANTRAO D CHOWGULE	15750	0.0433								0.0433
29	CHOWGULE AND COMPANY PRIVATE LIMITED	115337	0.3176								0.3176
30	EWART LAZARUS	1313	0.0036								0.0036
31	JAYWANT YESHWANTRAO CHOWGULE	64750	0.1783								0.1783
32	PADMA VISHWASRAO CHOWGULE	112135	0.3088								0.3088
33	VIJAY VISHWASRAO CHOWGULE	335112	0.9229								0.9229
34	QUAIL INVESTMENTS LTD.	2260843	6.2267								6.2267
35	SANTOSH LAXMAN RAO CHOWGULE	26172	0.072								0.072
36	DAULATRAO Y CHOWGULE	1400	0.0038								0.0038
37	DOLPHIN INVESTMENT LIMITED	305041	0.8401								0.8401
38	VIJAY VISHWASRAO CHOWGULE	821764	2.2632								2.2632
39	ROHINI VISHWASRAO CHOWGULE	421329	1.1604								1.1604
40	CHOWGULE AND COMPANY PRIVATE LIMITED.	16817554	46.3186								46.3186
41	ASHOK VISHWAS RAO CHOWGULE	293761	0.809								0.809
42	PADMA CHOWGULE	116285	0.3202								0.3202
43	UMAJI VISHWASRAO CHOWGULE	257971	0.7105								0.7105
	TOTAL	24968147	68.7649								

(*) The term "encumbrance" has the same meaning as assigned to it in regulation 28(3) of the SAST Regulations, 2011

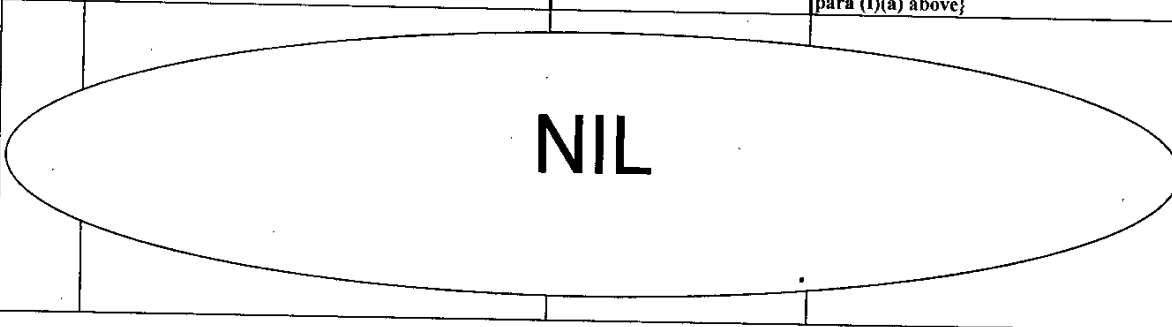
(1)(c)(i) Statement showing holding of securities (including shares, warrants, convertible securities) of persons belonging to the category "Public" and holding more than 1% of the total number of shares

Sr. No.	Name of the shareholder	Number of shares held	Shares as a percentage of total number of shares (i.e., Grand Total (A)+(B)+(C) indicated in Statement at para (1)(a) above}	Details of warrants		Details of convertible securities		Total shares (including underlying shares assuming full conversion of warrants and convertible securities) as a % of diluted share capital
				Number of warrants held	As a % total number of warrants of the same class	Number of convertible securities held	% w.r.t total number of convertible securities of the same class	
1	CHITRA P MAHATME	1280945	3.53	0	0	0	0	3.53


(I)(c)(ii) Statement showing holding of securities (including shares, warrants, convertible securities) of persons (together with PAC) belonging to the category "Public" and holding more than 5% of the total number of shares of the company

Sr. No.	Name(s) of the shareholder(s) and the Persons Acting in Concert (PAC) with them	Number of shares	Shares as a percentage of total number of shares (i.e., Grand Total (A)+(B)+(C) indicated in Statement at para (I)(a) above}	Details of warrants		Details of convertible securities		Total shares (including underlying shares assuming full conversion of warrants and convertible securities) as a % of diluted share capital
				Number of warrants	As a % total number of warrants of the same class	Number of convertible securities held	% w.r.t total number of convertible securities of the same class	
 <p style="font-size: 2em; font-weight: bold; margin: 0;">NIL</p>								

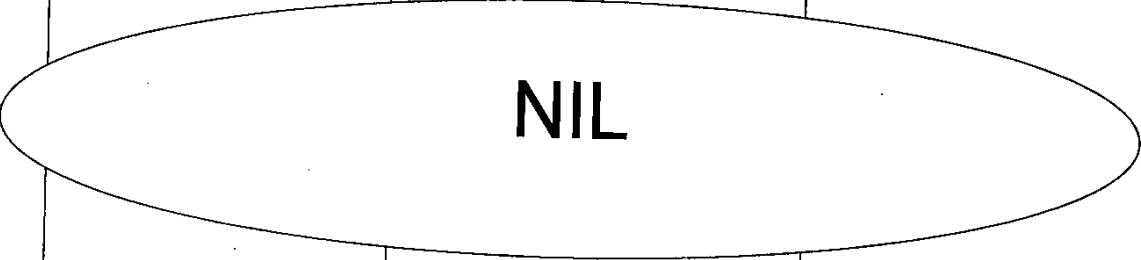
(I)(d) Statement showing details of locked-in shares

Sr. No.	Name of the shareholder	Number of locked-in shares	Locked-in shares as a percentage of total number of shares {i.e., Grand Total (A)+(B)+(C) indicated in Statement at para (I)(a) above}
 NIL			

(II)(a) Statement showing details of Depository Receipts (DRs)

Sr. No.	Type of outstanding DR (ADRs, GDRs, SDRs, etc.)	Number of outstanding DRs	Number of shares underlying outstanding DRs	Shares underlying outstanding DRs as a percentage of total number of shares (i.e., Grand Total (A)+(B)+(C) indicated in Statement at para (I)(a) above)
 NIL				

(II)(b) Statement showing holding of Depository Receipts (DRs), where underlying shares held by "promoter/promoter group" are in excess of 1% of the total number of shares

Sr. No.	Name of the DR Holder	Type of outstanding DR (ADRs, GDRs, SDRs, etc.)	Number of shares underlying outstanding DRs	Shares underlying outstanding DRs as a percentage of total number of shares (i.e., Grand Total (A)+(B)+(C) indicated in Statement at para (I)(a) above}
 <p>NIL</p>				