

COMPUAGE INFOCOM LIMITED

(a) Statement showing Shareholding Pattern as on 31.03.2015


Name of the Company :Compuage infocom Limited

Scrip Code: BSE: 532456

Class of Security: EQUITY

Quarter Ended: 31st March, 2015

Partly Paid-up shares	No. of Partly Paid-up shares	As a % of total no. of Partly paid-up shares	As a % of total no. of shares of the Company
Held by promoter/Promoter group	0	0	0
Held by public	0	0	0
Total	0	0	0
Outstanding convertible securities	No. of Outstanding securities	As a % of total No. of Outstanding convertible securities	As a % of total No. of shares of the company, assuming full conversion of the convertible securities
Held by promoter/Promoter group	0	0	0
Held by Public	0	0	0
Total	0	0	0
Warrants	No. of Warrants	As a % of total no. of warrants	As a % of total No. of shares of the company, assuming full conversion of the convertible Warrants
Held by promoter/Promoter group	0	0	0
Held by Public	0	0	0
Total	0	0	0
Total paid-up capital of the company, assuming full conversion of warrants and convertible securities			6655000



COMPUGAGE INFOCOM LIMITED


Category code	Category of Shareholder	Number of Shareholders	Total number of Shares	Number of Shares held in dematerialized form	Total Shareholding as a percentage of total number of shares		Shares pledged (or otherwise encumbered)	
					As a percentage of (A+B)	As a percentage of (A+B+C)	Number of shares	As a percentage
(I)	(II)	(III)	(IV)	(V)	(VI)	(VII)	(VIII)	(IX) = (VIII)/(IV)*100
(A)	PROMOTER AND PROMOTER GROUP							
[1]	INDIAN							
(a)	INDIVIDUALS / HINDU UNDIVIDED FAMILY	4	4513953	4513953	67.83	67.83	0	0
(b)	CENTRAL GOVERNMENT / STATE GOVERNMENT(S)	0	0	0	0	0	0	0
(c)	BODIES CORPORATE	0	0	0	0	0	0	0
(d)	FINANCIAL INSTITUTIONS / BANKS	0	0	0	0	0	0	0
(e)	ANY OTHER (SPECIFY)	0	0	0	0	0	0	0
	Sub Total	4	4513953	4513953	67.83	67.83	0	0
[2]	FOREIGN							
(a)	INDIVIDUALS (NON-RESIDENT INDIVIDUALS / FOREIGN INDIVIDUALS)	0	0	0	0	0	0	0
(b)	BODIES CORPORATE INSTITUTIONS	0	0	0	0	0	0	0
(c)	QUALIFIED FORE. INVESTOR-CORPORATE	0	0	0	0	0	0	0
(d)	QUALIFIED FORE. INVESTOR-IND	0	0	0	0	0	0	0
(e)	ANY OTHER (SPECIFY)	0	0	0	0	0	0	0
	Sub Total	0	0	0	0	0	0	0
	Total (A)	4	4513953	4513953	67.83	67.83	0	0
(B)	PUBLIC SHAREHOLDING							
[1]	INSTITUTIONS							
(a)	MUTUAL FUNDS / UTI	0	0	0	0	0	0	0
(b)	FINANCIAL INSTITUTIONS / BANKS	1	40	40	0	0	0	0
(c)	CENTRAL GOVERNMENT / STATE GOVERNMENT(S)	0	0	0	0	0	0	0
(d)	VENTURE CAPITAL FUNDS	0	0	0	0	0	0	0
(e)	INSURANCE COMPANIES	0	0	0	0	0	0	0
(f)	FOREIGN INSTITUTIONAL INVESTORS	0	0	0	0	0	0	0
(g)	FOREIGN VENTURE CAPITAL INVESTORS	0	0	0	0	0	0	0
(h)	QUALIFIED FORE. INVESTOR-CORPORATE	0	0	0	0	0	0	0
(i)	QUALIFIED FORE. INVESTOR-IND	0	0	0	0	0	0	0
	Sub Total	1	40	40	0	0	0	0
[2]	NON-INSTITUTIONS							
(a)	BODIES CORPORATE	74	509652	505640	7.66	7.66	77969	15.3
(b) (i)	INDIVIDUAL SHAREHOLDERS HOLDING NOMINAL SHARE CAPITAL UP TO RS. 1 LAKH.	2054	409945	362119	6.16	6.16	10000	2.44
(b) (ii)	INDIVIDUAL SHAREHOLDERS HOLDING NOMINAL SHARE CAPITAL IN EXCESS OF RS. 1 LAKH	11	408458	408458	6.14	6.14	0	0
(c)	Qualified Foreign Investors	0	0	0	0	0	0	0
(d)	Any Other							
i	CLEARING MEMBER	31	57488	57488	0.86	0.86	0	0
ii	MARKET MAKER	2	240	240	0	0	0	0
iii	NON RESIDENT INDIANS (REPAT)	44	696538	664345	10.47	10.47	0	0
iv	NON RESIDENT INDIANS (NON REPAT)	3	66	26	0	0	0	0
v	FOREIGN COMPANIES	2	54725	0	0.82	0.82	0	0
vi	Directors / Relatives	1	157	157	0.00	0.00	0	0
vii	HUF	18	3738	2933	0.06	0.06	0	0
	Sub Total	2240	2141007	2001406	32.17	32.17	87969	4.11
	Total (B)	2241	2141047	2001446	32.17	32.17	87969	4.11
	Total (A)+(B)	2245	6655000	6515399	100.00	100.00	87969	1.32
(C)	SHARES HELD BY CUSTODIANS AND AGAINST WHICH DEPOSITORY RECEIPTS HAVE BEEN ISSUED							
i	PROMOTER AND PROMOTER GROUP	0	0	0	0	0	0	0
ii	PUBLIC	0	0	0	0	0	0	0
	Total (B)	0	0	0	0	0	0	0
	Total (A)+(B)+(C)	2245	6655000	6515399	100.00	100.00	87969	1.32



COMPUAGE INFOCOM LIMITED

(I)(b) STATEMENT SHOWING HOLDING OF SECURITIES (INCLUDING SHARES, WARRANTS, CONVERTIBLE SECURITIES) OF PERSONS BELONGING TO THE CATEGORY 'PROMOTER AND PROMOTER GROUP'


Sr.No.	NAME OF THE SHAREHOLDER	NO.OF SHARES HELD	TOTAL SHARES HELD	ENCUMBERED SHARES	ENCUMBERED SHARES	ENCUMBERED SHARES	PAN	Number of warrants held	As a % total number of warrants of the same class	Number of convertible securities held	As a % total number of convertible securities of the same class	Total shares (including underlying shares assuming full conversion of warrants and convertible securities) as a % of diluted share capital
(i)	(ii)	(iii)	AS a % of GRAND TOTAL (A)+(B)+(C) (iv)	No. (v)	AS A PERCENTAGE (vi)=(v)/(iii)*100	AS A % OF GRAND TOTAL (A)+(B)+(C) OF SUB-CLAUSE(I)(a) (vii)		(viii)	(ix)	(x)	(xi)	(xii)
1	BHAVESH HARKISHANDAS MEHTA	1780485	26.75	0	0	0	AABPM7167P	0	0	0	0	26.75
2	ATUL HARKISHANDAS MEHTA	1780484	26.75	0	0	0	AABPM6162E	0	0	0	0	26.75
3	AJAY HARKISHANDAS MEHTA	452984	14.32	0	0	0	AABPM6163F	0	0	0	0	14.32
4		500000										
Total :		4513953	67.83	0	0	0		0	0	0	0	67.83



COMPUGAGE INFOCOM LIMITED

(I)(C)(I) STATEMENT SHOWING HOLDING OF SECURITIES (INCLUDING SHARES, WARRANTS, CONVERTIBLE 'PUBLIC' AND HOLDING MORE THAN 1% OF THE TOTAL NUMBER OF SHARES/SECURITIES) OF PERSONS BELONGING TO THE CATEGORY


SR. NO.	NAME(S) OF THE SHAREHOLDER	NUMBER OF SHARES HELD	SHARES AS A PERCENTAGE OF TOTAL NUMBER OF SHARES (I.e. GRAND TOTAL (A)+(B)+(C) INDICATED IN STATEMENT AT PARA (I)(a) ABOVE)	PAN	NUMBER OF WARRANTS HELD	AS A % TOTAL NUMBER OF WARRANTS OF THE SAME CLASS	NUMBER OF CONVERTIBLE SECURITIES HELD	% W.R.T TOTAL NUMBER OF CONVERTIBLE SECURITIES OF THE SAME CLASS	TOTAL SHARES (INCLUDING UNDERLYING SHARES ASSUMING FULL CONVERSION OF WARRANTS AND CONVERTIBLE SECURITIES) AS A % OF DILUTED SHARE CAPITAL
1	RASHMI BOTHRA	224300	3.3704	AJMPB7598K		0	0	0	3.3704
2	DILIP S MEHTA	206000	3.0954	AHXPM6533A		0	0	0	3.0954
3	RAJESH BOTHRA	203382	3.0561	AJMPB6407F		0	0	0	3.0561
4	NIRSHILP SECURITIES PVT. LTD.	172509	2.5922	AABCN4361M		0	0	0	2.5922
5	SUBHASH SUGANLAL RUNWAL	106000	1.5928	AABPR1986M		0	0	0	1.5928
6	SUBHASH SUGANLAL RUNWAL	55145	0.8286	AABPR1986M					0.8286
7	TISYA FINANCIAL SERVICES PRIVATE LIMITED	110750	1.6642	AACCT8503G		0	0	0	1.6642
8	AJCON FINANCE LIMITED	72875	1.095	AAACA9736C		0	0	0	1.095
9	ASHWANI DEEDWANIA	68500	1.0293	AAACA9736C		0	0	0	1.0293
	Total :	1219461	18.3240						18.3240



COMPUGAGE INFOCOM LIMITED


(i)(C)(ii) STATEMENT SHOWING HOLDING OF SECURITIES (INCLUDING SHARES, WARRANTS, CONVERTIBLE SECURITIES) OF PERSONS (TOGETHER WITH PAC) BELONGING TO THE CATEGORY 'PUBLIC AND HOLDING MORE THAN 5% OF THE TOTAL NUMBER OF SHARES OF THE COMPANY

SR. NO.	NAME(S) OF THE SHAREHOLDER(S) AND THE PERSONS ACTING IN CONCERT(PAC) WITH THEM	NUMBER OF SHARES	SHARES AS A PERCENTAGE OF TOTAL NUMBER OF SHARES {i.e. GRAND TOTAL (A)+(B)+(C) INDICATED IN STATEMENT AT PARA (i)(a) ABOVE }	PAN	NUMBER OF WARRANTS HELD	AS A % TOTAL NUMBER OF WARRANTS OF CLASS	NUMBER OF CONVERTIBLE SECURITIES HELD	% W. R.T TOTAL NUMBER OF CONVERTIBLE SECURITIES OF THE SAME CLASS	TOTAL SHARES (INCLUDING UNDERLYING SHARES ASSUMING FULL CONVERSION FULL CONVERSION AND CONVERTIBLE SECURITIES) AS A % OF DILUTED SHARE CAPITAL
1	NIL	0	0		0	0	0	0	0
	Total :	0	0		0	0	0	0	0



COMPUAGE INFOCOM LIMITED**1 (d) STATEMENT SHOWING DETAILS OF LOCKED - IN SHARES**


Sr. No.	NAME OF SHAREHOLDER	NUMBER OF LOCKED-IN SHARES	LOCKED-IN SHARES AS A (%)PERCENTAGE OF TOTAL NUMBER OF SHARES (i.e., GRAND TOTAL (A)+(B)+(C) INDICATED IN STATEMENT AT PARA (I)(a) ABOVE)	PROMOTER/PROMOTER GROUP/PUBLIC
1	Nil	0	0	0
	Total :	0	0	0



COMPUAGE INFOCOM LIMITED

II (a) STATEMENT SHOWING DETAILS OF DEPOSITORY RECEIPTS(DRs)

SR.NO	NAME OF THE DR HOLDER	NUMBER OF SHARES UNDERLYING OUTSTANDING DRs	SHARES UNDERLYING OUTSTANDING DRs AS A PERCENTAGE OF TOTAL NUMBER OF SHARES {i.e., GRAND TOTAL (A)+(B)+(C) INDICATED IN STATEMENT AT PARA(I)(a)ABOVE }
1	NIL	0	0
	Total :	0	0



COMPUAGE INFOCOM LIMITED

II (b) STATEMENT SHOWING HOLDING OF DEPOSITORY RECEIPTS (DRs), WHERE UNDERLYING SHARES ARE IN EXCESS OF 1% OF THE TOTAL NUMBER OF SHARES

SR. NO.	NAME OF THE DR HOLDER	TYPE OF OUTSTANDING DR(ADRs,GDRs, SDRs,etc.)	NUMBER OF SHARES UNDERLYING	SHARES UNDERLYING OUTSTANDING DRs AS A PERCENTAGE OF TOTAL NUMBER OF SHARES(i.e.,GRAND TOTAL (A)+(B)+(C) INDICATED IN STATEMENT
1	NIL	0	0	0
	Total :	0	0	0

