

**EVEREADY INDUSTRIES INDIA LTD**

Scrip Code : 531508 Class of Security : Equity  
 Quarter ended: 31/03/2015


Partly paid-up shares:-	No of partly paid-up shares	As a % of Total No of partly paid-up shares	As a % of Total No of shares of the company
Held by promoter/promoter group	Nil	Nil	Nil
Held by public	Nil	Nil	Nil
<b>Total</b>	<b>Nil</b>	<b>Nil</b>	<b>Nil</b>

Outstanding convertible securities:-	No of Outstanding securities	As a % of Total No of outstanding convertible securities	As a % of Total No of shares of the company, assuming full conversion of the convertible securities
Held by promoter/promoter group	Nil	Nil	Nil
Held by public	Nil	Nil	Nil
<b>Total</b>	<b>Nil</b>	<b>Nil</b>	<b>Nil</b>

Warrants:-	No of warrants	As a % of Total No of warrants	As a % of Total No of shares of the company, assuming full conversion of warrants
Held by promoter/promoter group	Nil	Nil	Nil
Held by public	Nil	Nil	Nil
<b>Total</b>	<b>Nil</b>	<b>Nil</b>	<b>Nil</b>

Total paid-up capital of the company, assuming full conversion of warrants and convertible securities

72687260 Shares of Rs.5/- each



**EVEREADY INDUSTRIES INDIA LTD**

Scrip Code : 531508 Name of the Scrip : ICSEI Class of Security : Equity Face Value : Rs. 5/-  
 (I)(a) Statement showing Shareholding Pattern Quarter ended: 31/03/2015


Category Code (I)	Category of Shareholder (II)	No of Share-holders (III)	Total No of Shares (IV)	No of Shares held in Demat Form (V)	Total shareholding as a % of Tot Shrs		Shares pledged or otherwise encumbered	
					As a % of (A + B) (VI)	As a % of (A+B+C) (VII)	Shares (VIII)	As a % (IX)=(VIII)/(IV)*100
<b>A. Promoter and Promoter Group</b>								
<b>1. Indian</b>								
	a. Individuals/Hindu Undivided Family	8	763458	763458	1.0503	1.0503	Nil	Nil
	b. Central/State Government(s)							
	c. Bodies Corporate	18	31162537	31162537	42.8721	42.8721	5700000	18.2912
	d. Financial Institutions/Banks							
	e. Any Other							
	Sub Total (A1)	26	31925995	31925995	43.9224	43.9224	5700000	17.8538
<b>2. Foreign</b>								
	a. Individuals (NRI/Foreign Individuals)							
	b. Bodies Corporate							
	c. Institutions							
	d. Qualified Foreign Investor							
	e. Any other							
	Sub Total (A2)							
	Total Shareholding of Promoter and Promoter Group A=(A)(1)+(A)(2)	26	31925995	31925995	43.9224	43.9224	5700000	17.8538
<b>B. Public Shareholding</b>								
<b>1. Institutions</b>								
	a. Mutual Funds/MTI	24	4480955	4480513	6.1647	6.1647		
	b. Financial Institutions/Banks	77	67397	34985	.0927	.0927		
	c. Central/State Government(s)	2	277		.0004	.0004		
	d. Venture Capital Funds							
	e. Insurance Companies	3	2440967	2440967	3.3582	3.3582		
	f. Foreign Institutional Investors	21	7612483	7612483	10.4729	10.4729		
	g. Foreign Venture Capital Investors							
	h. Qualified Foreign Investor							
	i. Any Other							
	Sub Total (B1)	127	14602879	14568940	20.0809	20.0809		
<b>2. Non-Institutions</b>								
	a. Bodies Corporate	826	5958955	5891335	8.1981	8.1981		
	b. Individuals holding							
	i. Nominal Share Capital up to Rs.1 Lakh	48161	11317331	9750768	15.5699	15.5699		
	ii. Nominal Share Capital in excess of Rs.1 Lakh	84	8118707	8076281	11.1694	11.1694		
	c. Qualified Foreign Investor							
	d. Any Other							
	Trusts	14	8683	8683	.0119	.0119		
	Clearing Member	107	82574	82574	.1136	.1136		
	Non Resident Individual	544	672936	543994	.9258	.9258		
	Sub Total (B2)	49736	26159186	24353635	35.9887	35.9887		
	Total Public Shareholding B=(B)(1)+(B)(2)	49863	40761265	38922583	56.0776	56.0776		
	Total (A)+(B)	49889	72687260	70848578	100.0000	100.0000		



**EVEREADY INDUSTRIES INDIA LTD**

Scrip Code : 531508 Class of Security : Equity Face Value : Rs. 5/-  
 (I)(a) Statement showing Shareholding Pattern Quarter ended: 31/03/2015

Category Code (I)	Category of Shareholder (II)	No of Share-holders (III)	Total No of Shares (IV)	No of Shares held in Demat Form (V)	Total shareholding as a % of Tot Shrs		Shares pledged or otherwise encumbered	
					As a % of ( A + B ) (VI)	As a % of ( A+B+C ) (VII)	Shares (VIII)	As a % (IX)=(VIII)/(IV)*100
C. Shares held by Custodian & against which Depository Receipts have been issued								
	1. Promoter and Promoter Group	Nil	Nil	Nil		Nil		
	2. Public	Nil	Nil	Nil		Nil		
	<b>Grand Total (A)+(B)+(C)</b>	<b>49889</b>	<b>72687260</b>	<b>70848578</b>		<b>100.0000</b>	<b>5700000</b>	<b>7.8418</b>



EVEREADY INDUSTRIES INDIA LTD

(D)(b) Statement showing holding of securities (including shares, warrants, convertible securities) of persons belonging to the category 'Promoter and Promoter Group'

Quarter ended 31/03/2015


Page # 1

1. Indian

a. Individuals/Hindu Undivided Family

Sr No	Name of the Shareholder	Details of Shares held		Encumbered shares		Details of warrants		Details of convertible securities		Total Shares (including underlying shares assuming full conversion of warrants and convertible securities) as a % of diluted share capital
		No of Shares held	As a % of Grand Total (A)+(B)+(C)	No.	As a %	No of Warrants held	As a % of total no of warrants of the same class	No of convertible securities held	As a % of total no of convertible securities of the same class	
(I)	(II)	(III)	(IV)	(V)	(VI)= (V)/(III)*100 (VII)	(VIII)	(IX)	(X)	(XI)	(XII)
1	# ESTATE OF DEEPAK KHAITAN	319300	.4393	Nil	Nil	Nil	Nil	Nil	Nil	.4393
2	ADITYA KHAITAN	232266	.3195	Nil	Nil	Nil	Nil	Nil	Nil	.3195
3	AMRITANSHU KHAITAN	100000	.1376	Nil	Nil	Nil	Nil	Nil	Nil	.1376
4	# ESTATE OF DEEPAK KHAITAN (A/c-HUF)	43200	.0594	Nil	Nil	Nil	Nil	Nil	Nil	.0594
5	B M KHAITAN	35897	.0494	Nil	Nil	Nil	Nil	Nil	Nil	.0494
6	ISHA KHAITAN	17500	.0241	Nil	Nil	Nil	Nil	Nil	Nil	.0241
7	VASHODHAKA KHAITAN	15895	.0180	Nil	Nil	Nil	Nil	Nil	Nil	.0180
8	KAVITA KHAITAN	2200	.0030	Nil	Nil	Nil	Nil	Nil	Nil	.0030
Total :		763458	1.0503	Nil	Nil	Nil	Nil	Nil	Nil	1.0503

\*Transmission of the Shares in terms of the will of Deepak Khaitan which is yet to be probated, is in process



EVEREADY INDUSTRIES INDIA LTD

(I)(b) Statement showing holding of securities (including shares, warrants, convertible securities) of persons belonging to the category 'Promoter and Promoter Group'


Quarter ended 31/03/2015

Page # 1

1. Indian


c. Bodies Corporate

Sr No	Name of the Shareholder	Details of Shares held			Encumbered shares		Details of warrants		Details of convertible securities		Total Shares (including underlying shares assuming full conversion of warrants and convertible securities) as a % of diluted share capital
		No of Shares held	As a % of Grand Total (A)+(B)+(C)	No.	As a % (VI)=(V)/(III)*100	As a % of Grand Total (A)+(B)+(C) of sub clause (I)(a)	No of Warrants held	As a % of total no of warrants of the same class	No of convertible securities held	As a % of total no of convertible securities of the same class	
(I)	(II)	(III)	(IV)	(V)	(VI)	(VII)	(VIII)	(IX)	(X)	(XI)	(XII)
1	WILLIAMSON HAGOR & CO LIMITED	17007841	23.3987	5700000	33.5140	7.8418	Nil	Nil	Nil	Nil	23.3987
2	WILLIAMSON FINANCIAL SERVICES LIMITED	6370988	8.7649	Nil	Nil	Nil	Nil	Nil	Nil	Nil	8.7649
3	BISHMAUTH INVESTMENTS LIMITED	4148246	5.7070	Nil	Nil	Nil	Nil	Nil	Nil	Nil	5.7070
4	NCLEOD RUSSEL INDIA LIMITED	1663289	2.2883	Nil	Nil	Nil	Nil	Nil	Nil	Nil	2.2883
5	BARCOCK BORSIG LIMITED	987484	1.3585	Nil	Nil	Nil	Nil	Nil	Nil	Nil	1.3585
6	BENNETT, COLEMAN AND COMPANY LIMITED	307400	.4229	Nil	Nil	Nil	Nil	Nil	Nil	Nil	.4229
7	KILDURN ENGINEERING LTD	271337	.3733	Nil	Nil	Nil	Nil	Nil	Nil	Nil	.3733
8	ICHAMATI INVESTMENTS LTD	171113	.2354	Nil	Nil	Nil	Nil	Nil	Nil	Nil	.2354
9	UNITED MACHINE CO LTD	116443	1.602	Nil	Nil	Nil	Nil	Nil	Nil	Nil	1.602
10	ZEN INDUSTRIAL SERVICES LIMITED	85366	.1174	Nil	Nil	Nil	Nil	Nil	Nil	Nil	.1174
11	NIYVA HOLDINGS & PROPERTIES (P) LTD	30000	.0413	Nil	Nil	Nil	Nil	Nil	Nil	Nil	.0413
12	DUFFLAGHUR INVESTMENTS LIMITED	3030	.0042	Nil	Nil	Nil	Nil	Nil	Nil	Nil	.0042
Total *		31162537	42.8721	5700000	18.2912	7.8418	Nil	Nil	Nil	Nil	42.8721




(I)(c)(i) Statement showing holding of securities (including shares, warrants, convertible securities) of persons belonging to the category 'Public' and holding more than 1% of the total no of shares

Sr No	Name of the Shareholder	No of Shares held	Details of warrants		Details of convertible securities		Total shares (including underlying shares convertible assuming full conversion of warrants and convertible securities) as a % of diluted share capital	
			Shares as a % of total no of shares (i.e., Grand Total (A)+(B)+(C) indicated in Statement at para (I) above)	No of Warrants held	As a % of total no of Warrants of the same class	No of convertible securities held		% w.r.t total no of convertible securities of the same class
1	GOLDMAN SACHS INDIA FUND LIMITED	3377134	4.6461	Nil	Nil	Nil	Nil	4.6461
2	DSP BLACKROCK MICRO CAP FUND	2660254	3.6599	Nil	Nil	Nil	Nil	3.6599
3	CITICORP GLOBAL-MARKETS MAURITIUS PRIVATE LIMITED	1904344	2.6199	Nil	Nil	Nil	Nil	2.6199
4	ASHISH KACHOLIA	1550000	2.1324	Nil	Nil	Nil	Nil	2.1324
5	LIFE INSURANCE CORPORATION OF INDIA	1335608	1.8375	Nil	Nil	Nil	Nil	1.8375
6	TASHA INVESTMENT ADVISORS PRIVATE LIMITED	1025000	1.4102	Nil	Nil	Nil	Nil	1.4102
7	THE NOMUKA TRUST AND BANKING CO., LTD AS THE TRUSTEE OF NOMUKA INDIA STOCK NOTHE	898303	1.2358	Nil	Nil	Nil	Nil	1.2358
Total		12750643	17.5418	Nil	Nil	Nil	Nil	17.5418





(I)(c)(ii) Statement showing holding of securities (including shares, warrants, convertible securities) of persons (together with PAC) belonging to the category 'Public' and holding more than 5% of the total no of shares of the company

Name(s) of the Shareholder(s) and the Persons Acting in Sr No Concert (PAC) with them	No of Shares (a) above	Details of warrants		Details of convertible securities		
		Shares as a % of total no of shares (i.e., Grand Total (A)+(B)+(C) indicated in Statement at para (I)	No of Warrants	As a % of total no of Warrants of the same class	No of convertible securities held	% w.r.t total no of convertible securities of the same class
--- Nil ---						



Sl #	Folio/CIId/DpId	Name of the Shareholder	No of locked-in Shares	Locked-in shares as a % of total No of shares (i.e., Grand Total (A)+(B)+(C) indicated in Statement at para (I)(a) above)	Promoter/Promoter Group/ Public
------	-----------------	-------------------------	------------------------	---	------------------------------------

----- NIL -----







EVEREADY INDUSTRIES INDIA LTD

(I)(a) Statement showing details of Depository Receipts (DRs) as on 31/03/2015

Sl #	Type of Outstanding DR (ADRs, GDRs, SDRs, etc.)	No of outstanding DRs	No of Shares Underlying Outstanding DRs	Shares underlying outstanding DRs as a % of total No of Shares (i.e., Grand Total (A)+ (B)+(C) indicated in Statement at para (I)(a) above)
------	--	-----------------------------	--	---

--- Nil ---



EVEREADY INDUSTRIES INDIA LTD

(II)(b) Statement showing holding of Depository Receipts (DRs), where underlying shares held by 'promoter/promoter group' are in excess of 1% of the total no of shares as on 31/03/2015

Sl. #	Name of the DR Holder	Type of Outstanding DR (ADRs, GDRs, SDRs, etc.)	No of Shares Underlying Outstanding DRs	Shares underlying outstanding DRs as a % of total No of Shares (i.e., Grand Total (A)+(B)+(C) indicated in Statement at para (I)(a) above)
-------	-----------------------	--	---	--

--- Nil ---

