


(1) (a) Statement showing Shareholding Pattern

Name of the Company: Foods and Inns Limited		BSE- 507552	NSE-	Equity
Scrip Code, Name of the scrip, class of security:		31 st March, 2015		
Quarter ended:				
Partly paid-up shares:-		No. of partly paid-up shares	As a % of total no. of partly paid-up shares	As a % of total no. of shares of the company
Held by Promoter / Promoter Group		0	0.0000	0.0000
Held by public		0	0.0000	0.0000
Total		0	0.0000	0.0000
Outstanding convertible securities:-		No. of outstanding securities	As a % of total No. of outstanding convertible securities	As a % of total no. of shares of the company, assuming full conversion of the convertible securities
Held by Promoter / Promoter Group		0	0.0000	0.0000
Held by public		0	0.0000	0.0000
Total		0	0.0000	0.0000
Warrants:-		No. of warrants		As a % of total no. of shares of the company, assuming full conversion of warrants
Held by Promoter / Promoter Group		0	0.0000	0.0000
Held by public		0	0.0000	0.0000
Total		0	0.0000	0.0000
Total paid-up capital of the company assuming full conversion of warrants and convertible securities		1451040		

FOR FOODS AND INNS LIMITED

 Managing Director



Category Code	Category of shareholder	Number of shareholders	Total number of shares	Number of shares held in dematerialised form	Total shareholding as a percentage of total number of		Shares pledged or otherwise encumbered	As a percentage (D) = (VIII)/(IV)*100
					As a percentage of (A+B) (VI)	As a percentage of (A+B+C) (VII)		
(A)	Promoter and Promoter Group (II)	(III)	(IV)	(V)	(VI)	(VII)	(VIII)	(IX)/(IV)*100
1	Indian							
(a)	Individuals/Hindu Undivided Family	18	520,533	490,625	35.8731	35.8731	67785	13.0222
(b)	Central Government/State Government(s)				0.0000	0.0000	0	
(c)	Bodies Corporate	4	145,742	136,142	10.0440	10.0440	75000	51.4608
(d)	Financial Institutions / Banks	0	0	0	0.0000	0.0000	0	
(e)	Any Other (specify)	0	0	0	0.0000	0.0000	0	
2	Sub Total (A)(1)	22	666275	636767	45.9171	45.9171	142785	9.8402
	Foreign							
(a)	Individuals (Non-Resident Individuals/Foreign Individuals)	0	0	0	0.0000	0.0000	0	0.0000
(b)	Bodies Corporate	0	0	0	0.0000	0.0000	0	0.0000
(c)	Institutions	0	0	0	0.0000	0.0000	0	0.0000
(d)	Qualified Foreign Investors	0	0	0	0.0000	0.0000	0	0.0000
(e)	Any Other (specify)	0	0	0	0.0000	0.0000	0	0.0000
	Sub Total (A)(2)	0	0	0	0.0000	0.0000	0	0.0000
	Total Shareholding of Promoter and Promoter Group (A)=(A)(1)+(A)(2)	22	666275	636767	45.9171	45.9171	142785	21.4303
(B)	Public shareholding							
1	Institutions							
(a)	Mutual Funds/UTI	0	0	0	0.0000	0.0000	-	-
(b)	Financial Institutions / Banks	0	0	0	0.0000	0.0000	-	-
(c)	Central Government/State Government(s)	0	0	0	0.0000	0.0000	-	-
(d)	Venture Capital Funds	0	0	0	0.0000	0.0000	-	-
(e)	Insurance Companies	1	150	0	0.0103	0.0103	-	-
(f)	Foreign Institutional Investors	1	27254	27254	1.8782	1.8782	-	-
(g)	Foreign Venture Capital Investors	0	0	0	0.0000	0.0000	-	-
(h)	Any Other (specify)	0	0	0	0.0000	0.0000	-	-
(I)	Sub Total (B) (1)	2	27404	27254	1.8886	1.8886	-	-
2	Non-institutions							
(a)	Bodies Corporate	82	180261	156209	12.4229	12.4229	-	-
(b) (i)	Individuals - shareholders holding nominal share capital up to Rs.1 Lakh	2046	307572	218939	21.1967	21.1967	-	-
(ii)	Individual shareholders holding nominal share capital in excess of Rs. 1 Lakh	4	83218	83218	5.7351	5.7351	-	-

FOR FOODS AND INNS LIMITED

Managing Director



Category code	Category of shareholder	Number of shareholders	Total number of shares	Number of shares held in dematerialised form	Total shareholding as a percentage of total number of		Shares pledged or otherwise encumbered	Number of shares	As a percentage (IX) = (VIII)/(IV)*100
					As a percentage of (A+B) (VI)	As a percentage of (A+B+C) (VII)			
(I)	(II)	(III)	(IV)	(V)	(VI)	(VII)	(VIII)	(IX)	
(c)	Qualified Foreign Investors	0	0	0	0.0000	0.0000	-	-	-
(d)	Any Other								
i	Non Resident Indians (Repatriated)	13	5432	5232	0.3744	0.3744	-	-	-
ii	Non Resident Indians (Non Repatriated)	7	830	830	0.0572	0.0572	-	-	-
iii	Overseas Bodies Corporate	0	0	0	0.0000	0.0000	-	-	-
iv	Clearing Member	26	4078	4078	0.2810	0.2810	-	-	-
v	Directors / Relatives	2	175870	50	12.1203	12.1203	-	-	-
vi	Trusts	1	100	100	0.0069	0.0069	-	-	-
	Sub Total (B)(2)	2180	757361	468656	52.1944	52.1944	-	-	-
	Total Public Shareholding Public Group								
	(B)=(B)(1)+(B)(2)	2182	784765	495910	54.0829	54.0829	NA	NA	NA
(C)	Total (A)+(B)	2204	1451040	1122677	100.0000	100.0000			
	Shares held by custodians and against which Depository Receipts have been issued								
i	Promoter and Promoter Group	0	0	0	0.0000	0.0000	0	0	0.00
ii	Public	0	0	0	0.0000	0.0000	0	0	0.00
	Sub Total (C)	0	0	0	0	0	0	0	0
	GRAND TOTAL (A)+(B)+(C)	2204	1451040	1122677	100.0000	100.0000	142,785	9.84	

FOR FOODS AND INNS LIMITED

Managing Director



(I)(b) Sr. No.	Statement showing holding of securities (including shares, warrants, convertible securities) of persons belonging to the category "Promoter and Promoter Group" Name of the shareholder	Details of Shares held			Encumbered shares			Details of warrants			Details of convertible securities		Total shares (including underlying shares assuming full conversion of warrants and convertible securities) as a % of diluted share capital
		Number of shares held	As a % of grand total (A)+(B)+(C)	No.	As a percentage (VI)=(V)/III 1/100	As a % of grand total (A)+(B)+(C) of sub-clause (I)(a)	Number of warrants held	As a % total number of warrants of the same class	Number of convertible securities held	As a % total number of convertible securities of the same class			
(I)	(II)	(III)	(IV)	(V)	(VI)=(V)/III 1/100	(VII)	(VIII)	(IX)	(X)	(XI)	(XII)		
1	PALLAVI UTSAV DHUPELIA	152,755	10.53		0.00	0.00	0	0	0	0	10.53		
2	WESTERN PRESS PVT LTD	114,357	7.88	75000	65.5841	5.17	0	0	0	0	7.88		
3	UTSAV DHUPELIA	112,610	7.76		0.00	0.00	0	0	0	0	7.76		
4	REKHA BHUPENDRA DALAL	68,300	4.71		0.00	0.00	0	0	0	0	4.71		
5	VEENA M DALAL	35,075	2.42		0.00	0.00	0	0	0	0	2.42		
6	SATYEN B DALAL	30,485	2.10	30485	100	2.10	0	0	0	0	2.10		
7	SATYEN BHUPENDRA DALAL	29,608	2.04		0.00	0.00	0	0	0	0	2.04		
8	CFCO LTD	21,685	1.49		0.00	0.00	0	0	0	0	1.49		
9	UTSAV KANTILAL DHUPELIA	20,400	1.41		0.00	0.00	0	0	0	0	1.41		
10	ASIM BHUPENDRA DALAL	20,000	1.38	20000	100	1.38	0	0	0	0	1.38		
11	ADITI ASIM DALAL	15,950	1.10	15950	100	1.10	0	0	0	0	1.10		
12	PALLAVI UTSAV DHUPELIA	10,000	0.69		0.00	0.00	0	0	0	0	0.69		
13	MILAN DALAL	10,000	0.69		0.00	0.00	0	0	0	0	0.69		
14	SATYEN HOLDINGS LTD	9,600	0.66		0.00	0.00	0	0	0	0	0.66		
15	REKHA BHUPENDRA DALAL	4,650	0.32		0.00	0.00	0	0	0	0	0.32		
16	MILAN BHUPENDRA DALAL	4,550	0.31		0.00	0.00	0	0	0	0	0.31		
17	DEVOUT M DALAL	4,200	0.29		0.00	0.00	0	0	0	0	0.29		
18	ASIM DALAL	1,350	0.09	1350	100	0.09	0	0	0	0	0.09		
19	AVANTI A DALAL	300	0.02		0.00	0.00	0	0	0	0	0.02		
20	GAURIKA M DALAL (MINOR)	150	0.01		0.00	0.00	0	0	0	0	0.01		
21	PALLAVI DHUPELIA	150	0.01		0.00	0.00	0	0	0	0	0.01		
22	BOMBAY SWADESHI STORES LTD	100	0.01		0.00	0.00	0	0	0	0	0.01		
	TOTAL	6666275	45.92	142785	27.53	9.84	0	0	0	0	45.92		

FOR FOODS AND TINS LIMITED

Managing Director




(1)(c)(i) Statement showing holding of securities (including shares, warrants, convertible securities) of persons belonging to the category "Public" and holding more than 1% of the total number of shares

Sr. No.	Name of the shareholder	Number of shares held	Shares as a percentage of total number of shares i.e. Grand Total (A)+(B)+(C) indicated in Statement at para (1)(a) above	Details of warrants		Details of convertible securities		Total shares (including underlying shares assuming full conversion of warrants and convertible securities) as a % of diluted share capital
				Number of warrants held	As a % total number of warrants of the same class	Number of convertible securities held	% w.r.t total number of convertible securities of the same class	
1	RAY SIMKINS	175,820	12.12	0	0	0	0	12.12
2	PILOT CONSULTANTS PRIVATE LTD	60,500	4.17	0	0	0	0	4.17
3	OCEANIC INVESTMENTS LTD	21,101	1.45	0	0	0	0	1.45
4	KARAN G MEHTA	28,561	1.97	0	0	0	0	1.97
5	MANPHOOL EXPORTS LTD	22,449	1.55	0	0	0	0	1.55
6	VIJAYA DEVI NAHAR	21,656	1.49	0	0	0	0	1.49
7	ORANGE MAURITIUS INVESTMENTS LTD	27,254	1.88	0	0	0	0	1.88
8	CHANDRASEN G JHAVERI	16,543	1.14	0	0	0	0	1.14
9	SARJU C JHAVERI	16,458	1.13	0	0	0	0	1.13
10	ADIKARAN FINCOM PRIVATE LIMITED	16,032	1.10	0	0	0	0	1.10
	TOTAL	406,374	28.01	0	0	0	0	28.01

(1)(c)(ii) Statement showing holding of securities (including shares, warrants, convertible securities) of persons (together with PAC) belonging to the category "Public" and holding more than 5% of the total number of shares of the company

Sr. No.	Name(s) of the shareholder(s) and the Persons Acting in Concert (PAC) with them	Number of shares	Shares as a percentage of total number of shares i.e. Grand Total (A)+(B)+(C) indicated in Statement at para (1)(a) above	Details of warrants		Details of convertible securities		Total shares (including underlying shares assuming full conversion of warrants and convertible securities) as a % of diluted share capital
				Number of warrants	As a % total number of warrants of the same class	Number of convertible securities held	% w.r.t total number of convertible securities of the same class	
1	RAY SIMKINS	175,820	12.12					12.12
	TOTAL	175,820	12.12					12.12

FOR FOODS AND FINNS LIMITED

 Managing Director




(I)(d) Statement showing details of locked-in shares				
Sr. No.	Name of the shareholder	Number of Locked in Shares	Locked-in shares as a percentage of total number of shares [i.e., Grand Total (A)+(B)+(C) indicated in Statement at para (I)(a) above]	Promoter / Promoter Group/Public
	Nil			
	TOTAL	0	0.00	

FOR FOODS AND INNS LIMITED

Managing Director




(II)(a) Statement showing details of Depository Receipts (DRs)				
Sr. No.	Type of outstanding DR (ADRs, GDRs, SDRs, etc.)	Number of outstanding DRs	Number of shares underlying outstanding DRs	Shares underlying outstanding DRs as a percentage of total number of shares (i.e., Grand Total (A)+(B)+(C) indicated in Statement at para (I)(a) above)
	NIL	NIL	NIL	NIL
	TOTAL	NIL	NIL	NIL

FOR FOODS AND LAMBS LIMITED

 Managing Director



(II) (b)
 Statement showing holding of Depository Receipts (DRs), where underlying shares held by
 "Promoter/Promoter Group" are in excess of 1% of the total number of shares

Sr. No.	Name of the DR Holder	Type of outstanding DR (ADRs, GDRs, SDRs, etc.)	Number of shares underlying outstanding DRs	Shares underlying outstanding DRs as a percentage of total number of shares (i.e., Grand Total (A)+(B)+(C) indicated in Statement at para (1)(a) above)
NIL		NIL	NIL	NIL
TOTAL		NIL	NIL	NIL

FOR FOODS AND HANS LIMITED

 Managing Director

