


Introductory sub-table (I)(a)

Name of the Company: GOODYEAR INDIA LIMITED				
Scrip Code, Name of the scrip, class of security: 500168, GOODYR, EQUITY				
Quarter ended: MAR 31, 2015				
Partly paid-up shares:-	No. of partly paid-up shares	As a % of total no. of shares of the company		
		As a % of total no. of partly paid-up shares	As a % of total no. of shares of the company	
	Held by promoter/promoter group	0		
	Held by public	0		
Total - D	0		0	
Outstanding convertible securities:-	No. of outstanding securities	As a % of total no. of shares of the company, assuming full conversion of the convertible securities		
		As a % of total no. of outstanding convertible securities	As a % of total no. of shares of the company, assuming full conversion of the convertible securities	
	Held by promoter/promoter group	0		
	Held by public	0		
Total - E	0		0	
Warrants:-	No. of warrants	As a % of total no. of shares of the company, assuming full conversion of warrants		
		As a % of total no. of warrants	As a % of total no. of shares of the company, assuming full conversion of warrants	
	Held by promoter/promoter group	0		
	Held by public	0		
Total - F	0		0	
Total paid-up capital of the company, assuming full conversion of warrants and convertible securities				
INR 230665070 (23066507 SHARES OF INR 10 each)				




Statement Showing Shareholding Pattern

Category Shareholder code	Category of Shareholder	Table (I)(a)					Total shareholding as a percentage of total number of shares		Shares Pledged or otherwise encumbered
		Number of Shareholders	Total number of shares	Number of shares held in dematerialized form	As a percentage of (A+B) ¹	As a percentage of (A+B+C)	Number of shares	As a percentage (IX) = (VIII)/(V)*100	
(I)	(II)	(III)	(IV)	(V)	(VI)	(VII)	(VIII)	(IX)	
1	Shareholding of Promoter and Promoter Group ² Indian								
(a)	Individuals/ Hindu Undivided Family								
(b)	Central Government/ State Government(s)		0	0	0	0.00000	0.00000		
(c)	Bodies Corporate		0	0	0	0.00000	0.00000		
(d)	Financial Institutions/ Banks		0	0	0	0.00000	0.00000		
(e)	Any Others(Specify)		0	0	0	0.00000	0.00000		
(e-i)			0	0	0	0.00000	0.00000		
(e-ii)			0	0	0	0.00000	0.00000		
	Sub Total(A)(1)		0	0	0	0.00000	0.00000	0	
2	Foreign								
a	Individuals (Non-Residents Individuals/ Foreign Individuals)								
b	Bodies Corporate		0	0	0	0.00000	0.00000		
c	Institutions		1	17069215	17069215	74.00000	74.00000		
d	Qualified Foreign Investor					0.00000	0.00000		
e	Any Others(specify)					0.00000	0.00000		
e-i						0.00000	0.00000		
e-ii						0.00000	0.00000		
	Sub Total(A)(2)		1	17069215	17069215	74.00000	74.00000	0	
	Total Shareholding of Promoter and Promoter Group (A) = (A)(I)+(A)(2)		1	17069215	17069215	74.00000	74.00000	0	



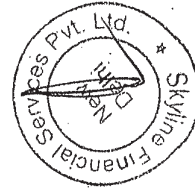
Statement Showing Shareholding Pattern

Category of Shareholder code	Number of Shareholders	Total number of shares	Table (I)(a)		Shares Pledged or otherwise encumbered		
			Number of shares held in dematerialized form	Number of shares		Total shareholding as a percentage of total number of shares	
						As a percentage of (A+B) ¹	As a percentage of (A+B+C)
(I)	(III)	(IV)	(V)	(VI)	(VII)	(IX) = (VIII)/(IV)*100	
(B)							
Public shareholding							
I							
Institutions							
(a) Mutual Funds/UTI							
(b) Financial Institutions/ Banks	8	2087698	2087598	9.05078	9.05078		
(c) Central Government/ State Government(s)	42	10028	2007	0.04347	0.04347		
(d) Venture Capital Funds	0	0	0	0.00000	0.00000		
(e) Insurance Companies	0	0	0	0.00000	0.00000		
(f) Foreign Institutional Investors	2	3956	0	0.01706	0.01706		
(g) Foreign Venture Capital Investors	5	49186	48986	0.21324	0.21324		
(h) Qualified Foreign Investor				0.00000	0.00000		
(i) Any Other (specify)				0.00000	0.00000		
(i-ii)				0.00000	0.00000		
(i-iii)				0.00000	0.00000		
Sub-Total (B)(I)	57	2150848	2138591	9.32455	9.32455		




Statement Showing Shareholding Pattern

Category of Shareholder code	Category of Shareholder	Table (I)(a)						Shares Pledged or otherwise encumbered	
		Number of Shareholders	Total number of shares	Number of shares held in dematerialized form	Total shareholding as a percentage of total number of shares		Number of shares		
					As a percentage of (A+B) ¹	As a percentage of (A+B+C)			
(I)	(II)	(III)	(IV)	(V)	(VI)	(VII)	(VIII)	(IX) = (VIII)/(IV)*100	
B 2	Non-institutions								
(a)	Bodies Corporate								
(b)	Individuals	365	600976	587421		2.60541	2.60541		
I	Individuals - i. Individual shareholders holding nominal share capital up to Rs 1 lakh					0.00000	0.00000		
II	ii. Individual shareholders holding nominal share capital in excess of Rs. 1 lakh.	26969	2617975	1883970		11.34968	11.34968		
(c)	Qualified Foreign Investor	19	367842	367842		1.59470	1.59470		
(d)	Any Other (specify)					0.00000	0.00000		
(d-i)	Trusts								
(d-ii)	Non Resident Indian	10	6416	6416		0.02782	0.02782		
	Cleaning Members	276	149904	139561		0.64988	0.64988		
	Hindu Undivided Families	26	10872	10872		0.04713	0.04713		
		367	92459	92459		0.40084	0.40084		
	Sub-Total (B)(2)								
(B)	Total Public Shareholding (B) = (B)(I)+(B)(2)	28032	3846444	3088341		16.67545	16.67545		
		28089	5997292	5226932		26.00000	26.00000		
	TOTAL (A)+(B)	28090	23066507	22296147		100.00000	100.00000		
(C)	Shares held by Custodians and against Promoter and Promoter Group which Depository Receipts have been issued								
1	Promoter and Promoter Group	0	0	0		0.00000	0.00000		
2	Public	0	0	0		0.00000	0.00000		
	Sub-Total (C)	0	0	0		0.00000	0.00000		
	GRAND TOTAL (A)+(B)+(C)	28090	23066507	22296147			100.00000		



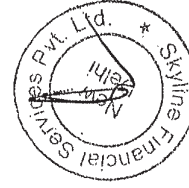
Sr.No	Notes
1	
2	
3	
4	
5	
6	
7	
8	
9	



(1)(b) Statement showing holding of securities (including shares, warrants, convertible securities) of persons belonging to the category "Promoter and Promoter Group"

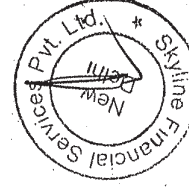

Sr. No.	Name of the shareholder	Details of Shares held			Encumbered shares (*)		Details of warrants		Details of convertible securities		Total shares (including underlying shares assuming full conversion of warrants and convertible securities) as a % of diluted share capital
		Number of shares held	As a % of grand total (A)+(B)+(C)	No.	As a percentage (M)=(V)/(III)*100	As a % of grand total (A)+(B)+(C) of sub-clause (I)(a)	Number of warrants held	As a % total number of warrants of the same class	Number of convertible securities held	As a % total number of convertible securities of the same class	
(i)		(ii)	(iv)	(v)	(vi)	(vii)	(viii)	(ix)	(x)	(xi)	
1	GOODYEAR ORIENT COMPANY (PRIVATE) LIMITED	17069215	74.00000	0	0.00	0.00	0	0	0	0	
TOTAL		17069215	74.00000	0	0.00	0.00	0	0	0	0	0

(*) The term "encumbrance" has the same meaning as assigned to it in regulation 28(3) of the SAST Regulations, 2011




(D)(d) Statement showing details of locked-in shares

Sr. No.	Name of the shareholder	Number of locked-in shares	Locked-in shares as a (%) percentage of total number of shares {i.e., Grand Total (A)+(B)+(C) indicated in Statement at para (D)(a) above}	Promoter / Promoter Group / Public
1	0	0	0.00	0
2	0	0	0.00	0
3	0	0	0.00	0
4	0	0	0.00	0
5	0	0	0.00	0
6	0	0	0.00	0
7	0	0	0.00	0
8	0	0	0.00	0
Total		0	0.00	0

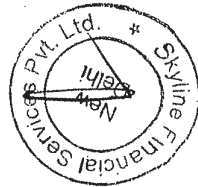


Statement showing holding of securities (including shares, warrants, convertible securities) of persons (together with PAC) belonging to the category "Public" and holding more than 5% of the total number of shares of the company						
Sr. No.	Name(s) of the shareholder(s) and the Persons Acting in Concert (PAC) with them	Number of shares	Shares as a percentage of total number of shares {i.e., Grand Total (A)+(B)+(C) indicated in Statement at para (1)(a) above}	Details of warrants		Total shares (including underlying shares assuming full conversion of warrants and convertible securities) as a % of diluted share capital
				Number of warrants	As a % total number of warrants of the same class	
Quarter ended: March 31, 2015				Number of convertible securities held	% w.r.t total number of convertible securities of the same class	
1	SBI MUTUAL FUND UNDER ITS VARIOUS SCHEMES (i.e SBI EMERGING BUSINESSES FUND WITH 500000 EQUITY SHARES & 2.17 % and SBI MAGNUM BALANCED FUND WITH 1476590 EQUITY SHARES & 6.40 %)	1976590	8.57	0	0	0
TOTAL				0	0	0



(II)(a) Statement showing details of Depository Receipts (DRs)

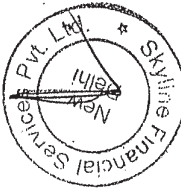
Sr. No.	Type of outstanding DR (ADRs, GDRs, SDRs, etc.)	Number of outstanding DRs	Number of shares underlying outstanding DRs	Shares underlying outstanding DRs as a percentage of total number of shares {i.e., Grand Total (A)+(B)+(C) indicated in Statement at para (I)(a) above}
	0	0	0	0.00
	0	0	0	0.00
	0	0	0	0.00
	0	0	0	0.00
	0	0	0	0.00
	0	0	0	0.00
	0	0	0	0.00
	0	0	0	0.00
	0	0	0	0.00
	0	0	0	0.00
	0	0	0	0.00
	0	0	0	0.00
	0	0	0	0.00
	0	0	0	0.00
	0	0	0	0.00
	0	0	0	0.00
TOTAL	0	0	0	0.00



(11)(b) Statement showing holding of Depository Receipts (DRs), where underlying shares held by "promoter/promoter group" are in excess of 1% of the total number of shares

Sr. No.	Name of the DR Holder	Type of outstanding DR (ADRs, GDRs, SDRs, etc.)	Number of shares underlying outstanding DRs	Shares underlying outstanding DRs as a percentage of total number of shares {i.e., Grand Total (A)+(B)+(C) indicated in Statement at para (1)(a) above}
1	0	0	0	0.00
2	0	0	0	0.00
3	0	0	0	0.00
4	0	0	0	0.00
5	0	0	0	0.00
6	0	0	0	0.00
7	0	0	0	0.00
8	0	0	0	0.00
9	0	0	0	0.00
	0	0	0	
	0	0	0	
TOTAL	0	0	0	0.00

CERTIFIED TRUE COPY
For GOODYEAR INDIA LIMITED



[Signature]
Company Secretary