

(I) (a) Statement showing Shareholding Pattern

Name of the Company: Grauer & Weil (India) Limited		BSE- ; Equity	
Scrip Code, Name of the scrip, class of security:		, NSE-	
Quarter ended:		31.03.2015	
Partly paid-up shares:-	No. of partly paid-up shares	As a % of total no. of partly paid-up shares	As a % of total no. of shares of the company
Held by Promoter / Promoter Group	0	0.0000	0.0000
Held by public	0	0.0000	0.0000
Total	0	0.0000	0.0000
Outstanding convertible securities:-	No. of outstanding securities	As a % of total No. of outstanding convertible securities	As a % of total no. of shares of the company, assuming full conversion of the convertible securities
Held by Promoter / Promoter Group	0	0.0000	0.0000
Held by public	0	0.0000	0.0000
Total	0	0.0000	0.0000
Warrants:-	No. of warrants	As a % of total no. of warrants	As a % of total no. of shares of the company, assuming full conversion of warrants
Held by Promoter / Promoter Group	0	0.0000	0.0000
Held by public	0	0.0000	0.0000
Total	0	0.0000	0.0000
Total paid-up capital of the company assuming full conversion of warrants and convertible securities			226705750

CERTIFIED TRUE COPY



GRAUER & WEIL (I) LTD.


*[Signature]*  
COMPANY SECRETARY





Category Code	Category of shareholder	Number of shareholders	Total number of shares	Number of shares held in dematerialised form	Total shareholding as a percentage of total number of		Shares pledged or otherwise encumbered	As a percentage (IX) = (VIII)/(IV)*100
					As a percentage of (A+B) (VI)	As a percentage of (A+B+C) (VII)		
(A)	Promoter and Promoter Group							
1	Indian							
(a)	Individuals/Hindu Undivided Family	17	68500459	68500459	30.2156	30.2156	0	0.0000
(b)	Central Government/State Government(s)	0	0	0	0.0000	0.0000	0	0.0000
(c)	Bodies Corporate	7	87202800	87202800	38.4652	38.4652	0	0.0000
(d)	Financial Institutions / Banks	0	0	0	0.0000	0.0000	0	0.0000
(e)	Any Other (specify)	0	0	0	0.0000	0.0000	0	0.0000
	Sub Total (A)(1)	24	155703259	155703259	68.6808	68.6808	0	0.0000
2	Foreign							
(a)	Individuals (Non-Resident Individuals/ Foreign Individuals)	0	0	0	0.0000	0.0000	0	0.0000
(b)	Bodies Corporate	0	0	0	0.0000	0.0000	0	0.0000
(c)	Institutions	0	0	0	0.0000	0.0000	0	0.0000
(d)	Qualified Foreign Investors	0	0	0	0.0000	0.0000	0	0.0000
(e)	Any Other (specify)	0	0	0	0.0000	0.0000	0	0.0000
	Sub Total (A)(2)	0	0	0	0.0000	0.0000	0	0.0000
	Total Shareholding of Promoter and Promoter Group (A)=(A)(1)+(A)(2)	24	155703259	155703259	68.6808	68.6808	0	0.0000
(B)	Public shareholding							
1	Institutions							
(a)	Mutual Funds/UTI	3	20620	8870	0.0091	0.0091	-	-
(b)	Financial Institutions / Banks	6	22000	11750	0.0097	0.0097	-	-
(c)	Central Government/State Government(s)	0	0	0	0.0000	0.0000	-	-
(d)	Venture Capital Funds	0	0	0	0.0000	0.0000	-	-
(e)	Insurance Companies	0	0	0	0.0000	0.0000	-	-
(f)	Foreign Institutional Investors	0	0	0	0.0000	0.0000	-	-
(g)	Foreign Venture Capital Investors	0	0	0	0.0000	0.0000	-	-
(h)	Qualified Foreign Investors	0	0	0	0.0000	0.0000	-	-
(i)	Any Other (specify)	0	0	0	0.0000	0.0000	-	-
	Sub Total (B) (1)	9	42620	20620	0.0188	0.0188	-	-


CERTIFIED TRUE COPY



G. W. GRAUER & WEIL (I) LTD.  
*[Signature]*  
 COMPANY SECRETARY

Category code	(i)	(ii)	(iii)	(iv)	(v)	(vi)	(vii)	(viii)	(ix)
2	Non-institutions								
(a)	Bodies Corporate	238	10186522	10146032	4.4933	4.4933			
(b) (i)	Individuals - shareholders holding nominal share capital up to Rs 1 Lakh	12770	46044325	39215885	20.3102	20.3102			
(ii)	Individual shareholders holding nominal share capital in excess of Rs. 1 Lakh	50	9281330	9281330	4.0940	4.0940			

Category code	Category of shareholder	Number of shareholders	Total number of shares	Number of shares held in dematerialised form	Total shareholding as a percentage of total number of		Shares pledged or otherwise encumbered	As a percentage of (IX) = (VIII)/(IV)*100
					As a percentage of (A+B) (VI)	As a percentage of (A+B+C) (VII)		
(c)	Qualified Foreign Investors	0	0	0	0.0000	0.0000		
(d)	Any Other							
i	Non Resident Indians (Repat)	149	1270599	1170949	0.5605	0.5605		
ii	Non Resident Indians (Non Repat)	53	360070	360070	0.1588	0.1588		
iii	Foreign Companies	1	787500	0	0.3474	0.3474		
iv	Clearing Member	81	1018985	1018985	0.4495	0.4495		
v	Directors / Relatives	5	2000540	2000540	0.8824	0.8824		
vi	Trusts	1	10000	10000	0.0044	0.0044		
	Sub Total (B)(2)	13348	70959871	63203191	31.3004	31.3004		
	Total Public Shareholding Public Group (B)=(B)(1)+(B)(2)	13357	71002491	63223811	31.3192	31.3192	NA	NA
	Total (A)+(B)	13381	226705750	218927070	100.0000	100.0000		
(C)	Shares held by custodians and against which Depository Receipts have been issued							
i	Promoter and Promoter group	0	0	0	0.0000	0.0000	0	0.0000
ii	Public	0	0	0	0.0000	0.0000	0	0.0000
	Sub Total (C)	0	0	0	0	0	0	0
	GRAND TOTAL (A)+(B)+(C)	13381	226705750	218927070	100.0000	100.0000	0.0000	0.0000



CERTIFIED TRUE COPY



GRAUER &amp; WEIL (I) LTD.

  
COMPANY SECRETARY

(1)(b) Sr. No.	Statement showing holding of securities (including shares, warrants, convertible securities) of persons belonging to the category "Promoter and Promoter Group" Name of the shareholder	Details of Shares held		Encumbered shares		Details of warrants		Details of convertible securities		Total shares (including underlying shares assuming full conversion of warrants and convertible securities) as a % of diluted share capital
		Number of shares held	As a % of grand total (A)+(B)+(C)	No.	As a % of grand total (A)+(B)+(C) of sub-clause (i)(a)	Number of warrants held	As a % total number of warrants of the same class	Number of convertible securities held	As a % total number of convertible securities of the same class	
(i)	(ii)	(iii)	(iv)	(v)	(vi) = (v)/(iii) * 100	(viii)	(ix)	(x)	(xi)	(xii)
1	POONA BOTTLING COMPANY PRIVATE LIMITED AACR0317K	40975000	18.0741	0	0.00					
2	RIDHISIDHI LTD AACR3412N	32359000	14.2736	0	0.00					
3	UMESHKUMAR NANDLAL MORE AACPM6443R	23305999	10.2803	0	0.00					
4	NIRAJ KUMAR MORE AADPM7225Q	22687726	10.0076	0	0.00					
5	PREMLATA MORE AANPM5792L	13224455	5.8333	0	0.00					
6	GROWEL PROJECTS LIMITED AACCG2638M	12558000	5.5393	0	0.00					
7	AMAN NIRAJKUMAR MORE	4654300	2.0531	0	0.00					
8	PALLAVI MORE AEDPM0567P	3149409	1.3892	0	0.00					
9	SHIVANI RAJGARHIA AADPRI328M	695000	0.3066	0	0.00					
10	WALUJ BEVERAGES PVT.LTD. AACW2240B	621430	0.2741	0	0.00					
11	MANISHA DUJODWALA AABPD3368F	582500	0.2569	0	0.00					
12	RADHAKISHAN NANDLAL PVT LTD AACR2936D	388120	0.1772	0	0.00					
13	SHREE M.F.J. CEMENT WORKS PRIVATE LIMITED AACCS2221A		0.0882	0	0.00					
14	NIRAJ KUMAR MORE HUF AAAHN2180A	200000		0	0.00					
15	BUBNA MORE & CO PVT LTD -AACB1819P	173650	0.0766	0	0.00					
16	RAMESHKUMAR RADHAKISHAN MORE AADPM7235N	101250	0.0447	0	0.00					
17	VINOD R HARTI WAL AAPH0577K	21600	0.0095	0	0.00					
18	NEERAJ GARG AAPG0919A	3120	0.0014	0	0.00					
	TOTAL	2500	0.0011	0	0.00					
		155703259	68.6808	0	0.0000					

CERTIFIED TRUE COPY



GRAUER & WEIL (I) LTD.  
*G. W.*  
 COMPANY SECRETARY






Statement showing details of locked-in shares

(I)(d)				
Sr. No.	Name of the shareholder	Number of Locked in Shares	Locked-in shares as a percentage of total number of shares (i.e., Grand Total (A)+(B)+(C) indicated in Statement at para (I)(a) above)	Promoter/Promoter Group/Public
		NIL	NIL	NA
	<b>TOTAL</b>	NIL	NIL	

CERTIFIED TRUE COPY



G. W. GRAUER & WEIL (I) LTD.  
*Gravish*  
 COMPANY SECRETARY



(II)(a) Statement showing details of Depository Receipts (DRs)

Sr. No.	Type of outstanding DR (ADRs, GDRs, SDRs, etc.)	Number of outstanding DRs	Number of shares underlying outstanding DRs	Shares underlying outstanding DRs as a percentage of total number of shares [i.e., Grand Total (A)+(B)+(C) indicated in Statement at para (I)(a) above]
1	NIL	NIL	NIL	NIL
TOTAL				
		NIL	NIL	NIL



CERTIFIED TRUE COPY

For GRAUER & WEIL (I) LTD.

*G. W. Somshi*  
 COMPANY SECRETARY



Statement showing holding of Depository Receipts (DRs), where underlying shares held by "Promoter/ Promoter Group" are in excess of 1% of the total number of shares

(II) (b)

Sr. No.	Name of the DR Holder	Type of outstanding DR (ADRs, GDRs, SDRs, etc.)	Number of shares underlying outstanding DRs	Shares underlying outstanding DRs as a percentage of total number of shares [i.e., Grand Total (A)+(B)+(C) indicated in Statement at para (I)(a) above]
1	NIL	NIL	NIL	NIL
TOTAL		NIL	NIL	NIL

CERTIFIED TRUE COPY

