


Introductory sub-table (I)(a)

| | | | |
|---|-------------------------------------|--|---|
| Name of the Company: HEXA TRADEX LIMITED | | | |
| Scrip Code, Name of the scrip, class of security: | | | |
| Quarter ended: 31/03/2015 | | | |
| Partly paid-up shares:- | No. of partly paid-up shares | As a % of total no. of partly paid-up shares | As a % of total no. of shares of the company |
| Held by promoter/promoter group | 0 | 0 | 0 |
| Held by public | 0 | 0 | 0 |
| Total - D | 0 | 0 | 0 |
| Outstanding convertible securities:- No. of outstanding securities | | | |
| | | As a % of total no. of outstanding convertible securities | As a % of total no. of shares of the company, assuming full conversion of the convertible securities |
| Held by promoter/promoter group | 0 | 0 | 0 |
| Held by public | | | |
| Total - E | 0 | 0 | 0 |
| Warrants:- | | | |
| | | As a % of total no. of warrants | As a % of total no. of shares of the company, assuming full conversion of warrants |
| Held by promoter/promoter group | 0 | 0 | 0 |
| Held by public | 0 | 0 | 0 |
| Total - F | 0 | 0 | 0 |
| Total paid-up capital of the company, assuming full conversion of warrants and convertible securities (Grand Total (A+B+C)+ D+E+F) | | | |
| | | | 100 |

55244704

55244704




HEXA TRADEX LIMITED


(1) (a) Statement showing Shareholding Pattern as on

31/03/2015

| Category code | Category of shareholder | Number of shareholders | Total Number of Shares | Number of shares held in dematerialized form | Total Shareholding as a percentage of total no. of shares | | Shares Pledged or otherwise encumbered | |
|--|---|------------------------|------------------------|--|---|----------------------------------|--|--------------------------------------|
| | | | | | As a percentage of (A+B) (VI) | As a percentage of (A+B+C) (VII) | No. of shares (VIII) | As a percentage (IX)=(VIII)/(IV)*100 |
| (I) | (II) | (III) | (IV) | (V) | (VI) | (VII) | (VIII) | (IX) |
| (A) Shareholding of promoter and promoter Group | | | | | | | | |
| (1) Indian | | | | | | | | |
| (a) | INDIVIDUALS/HUF | 20 | 3,31,060 | 3,31,060 | 0.60 | 0.60 | 0 | 0.00 |
| (b) | CENTRAL GOVERNMENT/STATE GOVERNMENT | 0 | 0 | 0 | 0.00 | 0.00 | 0 | 0.00 |
| (c) | BODIES CORPORATE | 11 | 1,87,60,200 | 1,82,26,800 | 33.96 | 33.96 | 0 | 0.00 |
| (d) | FINANCIAL INSTITUTIONS/BANKS | 0 | 0 | 0 | 0.00 | 0.00 | 0 | 0.00 |
| (e) | ANY OTHER (SPECIFY) | 0 | 0 | 0 | 0.00 | 0.00 | 0 | 0.00 |
| | Sub-Total (A) (1) | 31 | 1,90,91,260 | 1,85,57,860 | 34.56 | 34.56 | 0 | 0.00 |
| (2) Foreign | | | | | | | | |
| (a) | INDIVIDUALS(NRI)/FOREIGN INDIVIDUALS | 1 | 19,740 | 19,740 | 0.04 | 0.04 | 0 | 0.00 |
| (b) | BODIES CORPORATE | 11 | 63,02,997 | 63,02,997 | 11.40 | 11.40 | 0 | 0.00 |
| (c) | INSTITUTIONS | 0 | 0 | 0 | 0.00 | 0.00 | 0 | 0.00 |
| (d) | QUALIFIED FOREIGN INVESTOR | 0 | 0 | 0 | 0.00 | 0.00 | 0 | 0.00 |
| (e) | ANY OTHER (SPECIFY) | 0 | 0 | 0 | 0.00 | 0.00 | 0 | 0.00 |
| | Sub-Total (A) (2) | 12 | 63,22,737 | 63,22,737 | 11.44 | 11.44 | 0 | 0.00 |
| | Total (A) | 43 | 2,54,13,997 | 2,48,80,597 | 46.00 | 46.00 | 0 | 0.00 |
| (B) Public shareholding | | | | | | | | |
| (1) Institutions | | | | | | | | |
| (a) | MUTUAL FUNDS/UTI | 7 | 1,51,877 | 1,49,577 | 0.27 | 0.27 | 0 | 0.00 |
| (b) | FINANCIAL INSTITUTIONS/BANKS | 4 | 32,300 | 32,100 | 0.06 | 0.06 | 0 | 0.00 |
| (c) | CENTRAL GOVERNMENT/STATE GOVERNMENT | 0 | 0 | 0 | 0.00 | 0.00 | 0 | 0.00 |
| (d) | VENTURE CAPITAL FUND | 0 | 0 | 0 | 0.00 | 0.00 | 0 | 0.00 |
| (e) | INSURANCE COMPANIES | 5 | 14,08,106 | 14,08,106 | 2.55 | 2.55 | 0 | 0.00 |
| (f) | FOREIGN INSTITUTIONAL INVESTORS | 37 | 1,54,28,248 | 1,54,24,348 | 27.93 | 27.93 | 0 | 0.00 |
| (g) | FOREIGN VENTURE CAPITAL INVESTORS | 0 | 0 | 0 | 0.00 | 0.00 | 0 | 0.00 |
| (h) | QUALIFIED FOREIGN INVESTOR | 0 | 0 | 0 | 0.00 | 0.00 | 0 | 0.00 |
| (i) | ANY OTHER (SPECIFY) - FOREIGN FINANCIAL INSTITUTION | 0 | 0 | 0 | 0.00 | 0.00 | 0 | 0.00 |
| | Sub-Total (B) (1) | 53 | 1,70,20,531 | 1,70,14,131 | 30.81 | 30.81 | 0 | 0.00 |
| (2) Non-institutions | | | | | | | | |
| (a) | BODIES CORPORATE | 443 | 75,10,284 | 14,66,984 | 13.59 | 13.59 | 0 | 0.00 |
| (b) | i) INDIVIDUALS -HOLD UPTO 1 LAKH (NOM VALUE) | 22179 | 37,38,377 | 34,43,296 | 6.77 | 6.77 | 0 | 0.00 |
| | ii) INDIVIDUALS -HOLD ABOVE 1 LAKH (NOM VALUE) | 8 | 12,51,603 | 12,51,603 | 2.27 | 2.27 | 0 | 0.00 |
| (c) | ANY OTHER (SPECIFY)- CLEARING MEMBERS | 68 | 1,76,255 | 1,76,255 | 0.32 | 0.32 | 0 | 0.00 |
| | NON-RESIDENTS | 468 | 1,33,257 | 1,08,957 | 0.24 | 0.24 | 0 | 0.00 |
| | FOREIGN COMPANY | 0 | 0 | 0 | 0.00 | 0.00 | 0 | 0.00 |
| | TRUSTS | 2 | 400 | 400 | 0.00 | 0.00 | 0 | 0.00 |
| | Sub-Total (B) (2) | 23168 | 1,28,10,176 | 64,47,495 | 23.19 | 23.19 | 0 | 0.00 |



| Category code (I) | Category of shareholder (II) | Number of shareholders (III) | Total Number of Shares (IV) | Number of shares held in dematerialized form (V) | Total Shareholding as a percentage of total no. of shares | | Shares Pledged or otherwise encumbered | |
|----------------------|---|---------------------------------|--------------------------------|---|---|-------------------------------------|--|---|
| | | | | | As a percentage of (A+B) (VI) | As a percentage of (A+B+C) (VII) | No. of shares (VIII) | As a percentage (IX)=(VIII)/(IV)*100 |
| | Total (A+B) | 23264 | 5,52,44,704 | 4,83,42,223 | 100.00 | 100.00 | 0 | 0.00 |
| (C) | Shares held by Custodians and against which | | | | | | | |
| | Depository Receipts have been issued | | | | | | | |
| | SHARES HELD BY CUSTODIANS | 0 | 0 | 0 | 0.00 | 0.00 | 0 | 0.00 |
| | Sub-Total (C) | 0 | 0 | 0 | 0.00 | 0.00 | 0 | 0.00 |
| | Total (C) | 0 | 0 | 0 | 0.00 | 0.00 | 0 | 0.00 |
| | Grand-Total (A+B+C) | 23264 | 5,52,44,704 | 4,83,42,223 | 100.00 | 100.00 | 0 | 0.00 |



HEXA TRADEX LIMITED

Statement showing holding of securities (including shares, warrants, convertible securities) of persons belonging to the category "Promoter and Promoter Group" as on 31/03/2013

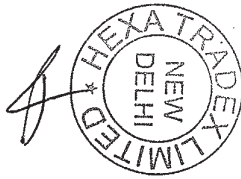
| Folio# / DPID/CLID | Name of the shareholder | Details of Shares held | | Encumbered shares(*) | | | Details of warrants | | Details of convertible securities | | Total shares (including conversion of warrants and convertible securities) as a % of diluted share capital |
|--------------------|------------------------------------|------------------------|-----------------------------------|----------------------|-------------------------------|--|----------------------|---|------------------------------------|---|--|
| | | Number of shares held | As a % of grand total (A)+(B)+(C) | Number | As a percentage V=(V/III)*100 | As a % of grand total (A)-(B)+(C) of sub-clauses (I) (a) | No. of Warrants held | As a % of total no. of warrants of the same class | No. of convertible securities held | As a % of total no. of convertible securities of the same class | |
| N3030287829235 | ABHYUDAY JINDAL | 3,000 | 0.01 | 0 | 0.00 | 0.00 | 0.00 | 0.00 | 0.00 | 0.00 | 0.00 |
| N3030384913763056 | ANBECCO INVESTMENTS LIMITED | 26,003,897 | 4.71 | 0 | 0.00 | 0.00 | 0.00 | 0.00 | 0.00 | 0.00 | 0.00 |
| N30011810988827 | ARTI JINDAL | 12,000 | 0.02 | 0 | 0.00 | 0.00 | 0.00 | 0.00 | 0.00 | 0.00 | 0.00 |
| N30088874375713 | BEAUFIELD HOLDINGS LIMITED | 3,811,100 | 0.69 | 0 | 0.00 | 0.00 | 0.00 | 0.00 | 0.00 | 0.00 | 0.00 |
| N30011811614052 | DANTA ENTERPRISES PRIVATE LIMITED | 19,800,025 | 3.58 | 0 | 0.00 | 0.00 | 0.00 | 0.00 | 0.00 | 0.00 | 0.00 |
| N30011810988237 | DDEEPIKA JINDAL | 2,000 | 0.00 | 0 | 0.00 | 0.00 | 0.00 | 0.00 | 0.00 | 0.00 | 0.00 |
| N302902041512717 | DDEEPIKA JINDAL | 2,000 | 0.00 | 0 | 0.00 | 0.00 | 0.00 | 0.00 | 0.00 | 0.00 | 0.00 |
| N300888743752766 | ESTRELA INVESTMENT COMPANY LIMITED | 3,75,500 | 0.68 | 0 | 0.00 | 0.00 | 0.00 | 0.00 | 0.00 | 0.00 | 0.00 |
| 0000499 | GAGAN TRADING CO LTD | 42,000 | 0.08 | 0 | 0.00 | 0.00 | 0.00 | 0.00 | 0.00 | 0.00 | 0.00 |
| N30088874042028 | GAGAN TRADING COMPANY LIMITED | 1,200 | 0.00 | 0 | 0.00 | 0.00 | 0.00 | 0.00 | 0.00 | 0.00 | 0.00 |
| N301549321766C1 | HESSTON SECURITIES LIMITED | 3,72,600 | 0.67 | 0 | 0.00 | 0.00 | 0.00 | 0.00 | 0.00 | 0.00 | 0.00 |
| N30011810617253 | INDRESH BATRA | 1,54,000 | 0.28 | 0 | 0.00 | 0.00 | 0.00 | 0.00 | 0.00 | 0.00 | 0.00 |
| N30112716667252 | JARGO INVESTMENTS LIMITED | 3,69,000 | 0.67 | 0 | 0.00 | 0.00 | 0.00 | 0.00 | 0.00 | 0.00 | 0.00 |
| N30112716405774 | JSW HOLDINGS LIMITED | 100 | 0.00 | 0 | 0.00 | 0.00 | 0.00 | 0.00 | 0.00 | 0.00 | 0.00 |
| N30112716067314 | MIENDEZA HOLDINGS LIMITED | 3,66,500 | 0.66 | 0 | 0.00 | 0.00 | 0.00 | 0.00 | 0.00 | 0.00 | 0.00 |
| N30133019780636 | MEREDITH TRADERS PVT LTD | 400 | 0.00 | 0 | 0.00 | 0.00 | 0.00 | 0.00 | 0.00 | 0.00 | 0.00 |
| 0000923 | MEREDITH TRADERS PVT LTD | 86,400 | 0.16 | 0 | 0.00 | 0.00 | 0.00 | 0.00 | 0.00 | 0.00 | 0.00 |
| N30112716067323 | NACHO INVESTMENTS LIMITED | 3,65,000 | 0.66 | 0 | 0.00 | 0.00 | 0.00 | 0.00 | 0.00 | 0.00 | 0.00 |
| N30011811459029 | NALWA SONS INVESTMENTS LIMITED | 1,03,05,000 | 18.65 | 0 | 0.00 | 0.00 | 0.00 | 0.00 | 0.00 | 0.00 | 0.00 |
| 0000483 | NALWA SONS INVESTMENTS LIMITED | 4,05,000 | 0.73 | 0 | 0.00 | 0.00 | 0.00 | 0.00 | 0.00 | 0.00 | 0.00 |
| N30011810988819 | NAVEEN JINDAL | 43,740 | 0.08 | 0 | 0.00 | 0.00 | 0.00 | 0.00 | 0.00 | 0.00 | 0.00 |
| N30011811084338 | NAVEEN JINDAL | 1,320 | 0.00 | 0 | 0.00 | 0.00 | 0.00 | 0.00 | 0.00 | 0.00 | 0.00 |
| I201910102197247 | OPF TRADING PRIVATE LIMITED | 23,03,826 | 4.17 | 0 | 0.00 | 0.00 | 0.00 | 0.00 | 0.00 | 0.00 | 0.00 |
| I201410000021083 | P. R. JINDAL HUF | 4,320 | 0.01 | 0 | 0.00 | 0.00 | 0.00 | 0.00 | 0.00 | 0.00 | 0.00 |
| N30133019093385 | PARTH JINDAL | 3,000 | 0.01 | 0 | 0.00 | 0.00 | 0.00 | 0.00 | 0.00 | 0.00 | 0.00 |
| N30088874375252 | PENTEL HOLDING LIMITED | 3,62,400 | 0.66 | 0 | 0.00 | 0.00 | 0.00 | 0.00 | 0.00 | 0.00 | 0.00 |
| N30011810972723 | PRITHVI RAJ JINDAL | 19,740 | 0.04 | 0 | 0.00 | 0.00 | 0.00 | 0.00 | 0.00 | 0.00 | 0.00 |
| I201410000021079 | R. K. JINDAL & SONS HUF | 16,320 | 0.03 | 0 | 0.00 | 0.00 | 0.00 | 0.00 | 0.00 | 0.00 | 0.00 |
| N30302878292665 | RATAN JINDAL | 15,240 | 0.03 | 0 | 0.00 | 0.00 | 0.00 | 0.00 | 0.00 | 0.00 | 0.00 |
| I601010000384229 | S. K. JINDAL AND SONS HUF | 4,320 | 0.01 | 0 | 0.00 | 0.00 | 0.00 | 0.00 | 0.00 | 0.00 | 0.00 |
| N30133021386010 | SAHYOG TRADICORP PRIVATE LIMITED | 19,800,025 | 3.58 | 0 | 0.00 | 0.00 | 0.00 | 0.00 | 0.00 | 0.00 | 0.00 |
| N30133019008250 | SAJAN JINDAL | 15,240 | 0.03 | 0 | 0.00 | 0.00 | 0.00 | 0.00 | 0.00 | 0.00 | 0.00 |
| N30133019101277 | SANGITA JINDAL | 10,800 | 0.02 | 0 | 0.00 | 0.00 | 0.00 | 0.00 | 0.00 | 0.00 | 0.00 |
| N30112716667390 | SARMENTO HOLDINGS LIMITED | 3,63,000 | 0.66 | 0 | 0.00 | 0.00 | 0.00 | 0.00 | 0.00 | 0.00 | 0.00 |
| N303028782926578 | SAVITRI DEVI JINDAL | 20,760 | 0.04 | 0 | 0.00 | 0.00 | 0.00 | 0.00 | 0.00 | 0.00 | 0.00 |
| N30011810230245 | SMINU JINDAL | 3,690 | 0.01 | 0 | 0.00 | 0.00 | 0.00 | 0.00 | 0.00 | 0.00 | 0.00 |
| N30133019093900 | TANVI JINDAL | 6,000 | 0.01 | 0 | 0.00 | 0.00 | 0.00 | 0.00 | 0.00 | 0.00 | 0.00 |
| N30133019093978 | TARINI JINDAL | 6,000 | 0.01 | 0 | 0.00 | 0.00 | 0.00 | 0.00 | 0.00 | 0.00 | 0.00 |
| N300888743752528 | TEMPLAR INVESTMENTS LIMITED | 3,71,300 | 0.67 | 0 | 0.00 | 0.00 | 0.00 | 0.00 | 0.00 | 0.00 | 0.00 |
| N30011810993920 | TRIPATI JINDAL | 3,000 | 0.01 | 0 | 0.00 | 0.00 | 0.00 | 0.00 | 0.00 | 0.00 | 0.00 |
| N303028782926547 | URVI JINDAL | 6,000 | 0.01 | 0 | 0.00 | 0.00 | 0.00 | 0.00 | 0.00 | 0.00 | 0.00 |
| N30112716667315 | VAVASA INVESTMENTS LIMITED | 3,75,700 | 0.68 | 0 | 0.00 | 0.00 | 0.00 | 0.00 | 0.00 | 0.00 | 0.00 |
| N30011811613488 | VERTUOUS TRADECORP PRIVATE LIMITED | 16,56,224 | 3.00 | 0 | 0.00 | 0.00 | 0.00 | 0.00 | 0.00 | 0.00 | 0.00 |
| Grand Total | | 2,54,13,997 | 46.00 | 0 | 0.00 | 0.00 | 0.00 | 0.00 | 0.00 | 0.00 | 0.00 |



Note :

The following shareholding of promoters/promoter group is held in physical form as on 31st March, 2015:-


| Particulars | No. of Promoters shares Held in Physical Form |
|---|---|
| a) Promoter(s) have sold their shares in physical mode and such shares have not been lodged for transfer with the company | Nil |
| b) Matters concerning part/entire shareholding of promoters/promoter group are <i>sub judice</i> before any Court/Tribunal | 5,33,400 |
| c) Shares cannot be converted into demat form due to death of any promoter(s) | Nil |
| d) Shares allotted to promoter(s) that await final approval for listing from stock exchange and such pendency is less than 30 days or shares that upon receipt of final listing approval from stock exchange are pending conversion to demat and such pendency is less than 15 days | Nil |



HEXA TRADEX LIMITED

(1) (c)(i) Statement showing holding of securities (including shares,warrants,convertible securities) of persons belonging to the category "Public" and holding more than 1% of the total number of shares as on 31/03/2015


| Sr. No. | Folio# / DPID,CLID | Name of the shareholder | Number of shares | Shares as a percentage of total number of shares (i.e Grand total (A+B+C)) in para(I)(a) above | Details of warrants | | Details of convertible securities | | Total shares (including shares assuming full conversion of warrants and convertible securities) as a % of diluted share capital |
|--------------------|--------------------|---|--------------------|--|----------------------|---|------------------------------------|---|---|
| | | | | | No. of Warrants held | As a % of total no. of warrants of the same class | No. of convertible securities held | As a % of total no. of convertible securities of the same class | |
| 1 | 0001703 | SIGMATECH INC. | 60,24,000 | 10.90 | - | - | - | - | - |
| 2 | IN300167/10043437 | CRESTA FUND LTD | 54,89,085 | 9.94 | - | - | - | - | - |
| 3 | IN300167/10055229 | ALBULA INVESTMENT FUND LTD | 50,04,027 | 9.06 | - | - | - | - | - |
| 4 | IN300167/10083202 | VALIANT MAURITIUS PARTNERS OFFSHORE LIMITED | 15,36,510 | 2.78 | - | - | - | - | - |
| 5 | IN300167/10083219 | VALIANT MAURITIUS PARTNERS LIMITED | 14,32,085 | 2.59 | - | - | - | - | - |
| 6 | IN300054/10013305 | MACQUARIE BANK LIMITED | 8,86,000 | 1.60 | - | - | - | - | - |
| 7 | IN300126/11241922 | LIC OF INDIA PROFIT PLUS GROWTH FUND | 6,48,335 | 1.17 | - | - | - | - | - |
| Grand-Total | | | 2,10,20,042 | 38.04 | - | - | - | - | - |



HEXA TRADEX LIMITED

(1) (c)(ii) Statement showing holding of securities (including shares,warrants,convertible securities) of persons (together with PAC) belonging to the category "Public" and holding more than 5% of the total number of shares as on 31/03/2015


| Sr. No. | Folio# / DPID,CLID | Name of the shareholder | Number of shares | Shares as a percentage of total number of shares (i.e Grand total (A+B+C)) in para(D)(a) above | Details of warrants | | Details of convertible securities | | Total shares (including shares assuming full conversion of warrants and convertible securities) as a % of diluted share capital |
|-------------|--------------------|----------------------------|------------------|--|----------------------|---|------------------------------------|---|---|
| | | | | | No. of Warrants held | As a % of total no. of warrants of the same class | No. of convertible securities held | As a % of total no. of convertible securities of the same class | |
| 1 | 0001703 | SIGMATECH INC. | 60,24,000 | 10.90 | | | | | |
| 2 | IN300167/10043437 | CRESTA FUND LTD | 54,89,085 | 9.94 | | | | | |
| 3 | IN300167/10055225 | ALBULA INVESTMENT FUND LTD | 50,04,027 | 9.06 | | | | | |
| Grand-Total | | | 1,65,17,112 | 29.90 | | | | | |



HEXA TRADEX LIMITED

(1) (d) Statement showing details of lock-in shares as on 31/03/2015

| Sr. No. | Folio# / DPID,CLID | Name of the shareholder | Category of Shareholders (promoters/ Public) | Number of shares | Shares as a percentage of total number of shares (i.e Grand total (A+B+C)) in para(I)(a) above |
|--------------------|--------------------|-------------------------|--|------------------|--|
| | | NIL | | NIL | NIL |
| Grand-Total | | | | NIL | NIL |



HEXA TRADEX LIMITED

Shareholding Pattern as on 31/03/2015

(II) (a) Statement showing details of Depository Receipts (DRs)

| Sr No. | Type of Outstanding DR (ADRs, GDRs,SDRs,etc. | Number of Outstanding DRs | Number of shares underlying outstanding DRs | Shares underlying outstanding DRs as a percentage of total number of shares {i.e. Grand Total (A)+(B) +(C) indicated in the statement at para (1) (a) above } |
|--------|--|---------------------------|---|---|
| | | | NIL | |
| | TOTAL | | | |

(II) (b) Statement showing Holding of Depository Receipts (DRs), where underlying shares are in excess of 1% of the total number of shares

| Sr No. | Name of the DR Holder | Type of Outstanding DR (ADRs, GDRs,SDRs,etc. | Number of shares underlying outstanding DRs | Shares underlying outstanding DRs as a percentage of total number of shares {i.e. Grand Total (A)+(B) +(C) indicated in the statement at para (1) (a) above } |
|--------|-----------------------|--|---|---|
| | | | NIL | |
| | TOTAL | | | |

