

(1)(a) Statement showing Shareholding PatternCONVERTIBLE SECURITIES

<b>Name of the Company: INDIAN METALS &amp; FERRO ALLOYS LTD</b>			
<b>Script Code, Name of the scrip, class of security: 533047 \ IMFA EQ</b>			
<b>Quarter ended: 31<sup>st</sup> March, 2015</b>			
<b>Partly paid-up shares:-</b>	<b>No. of partly paid-up shares</b>	<b>As a % of total no. of partly paid-up Shares</b>	<b>As a % of total no. of shares of the company</b>
Held by promoter/promoter group	NIL	NIL	NIL
Held by public	NIL	NIL	NIL
<b>Total</b>			
<b>Outstanding convertible securities:-</b>	<b>No. of outstanding securities</b>	<b>As a % of total no. of outstanding convertible securities</b>	<b>As a % of total no. of shares of the company, assuming full conversion of the convertible securities</b>
Held by promoter/promoter group	NIL	NIL	NIL
Held by public	NIL	NIL	NIL
<b>Total</b>	<b>NIL</b>	<b>NIL</b>	<b>NIL</b>
<b>Warrants:-</b>	<b>No. of warrants</b>	<b>As a % of total no. of warrants</b>	<b>As a % of total no. of shares of the company, assuming full conversion of Warrants</b>
Held by promoter/promoter group	NIL	NIL	NIL
Held by public	NIL	NIL	NIL
<b>Total</b>	<b>NIL</b>	<b>NIL</b>	<b>NIL</b>
<b>Total paid-up capital of the company, assuming full conversion of warrants and convertible securities</b>	<b>0</b>		



Category Code Category of shareholder Number of Shareholders Total Number of Shares Number of shares held in dematerialized form Total Shareholding as a percentage of total no. of shares of A+B % of A+B+C Shares pledged or otherwise encumbered %->Tot.

(A) Shareholding of Promoter and Promoter Group

(1) Indian

(a) Individuals / Hindu Undivided Family	4	1070555	1070555	4.12116	4.12116	0	0.00000
(b) Central Government / State Government(s)	0	0	0	0.00000	0.00000	0	0.00000
(c) Bodies Corporate	7	13126124	13126124	50.52969	50.52969	0	0.00000
(d) Financial Institutions / Banks	0	0	0	0.00000	0.00000	0	0.00000
(e) Others	1	12444	12444	0.04790	0.04790	0	0.00000
(1) Trusts							
Sub-Total (A) (1)	12	14209123	14209123	54.69875	54.69875	0	0.00000

(2) Foreign

(a) Individuals (NRIs / Foreign Individuals)	1	217539	217539	0.83743	0.83743	0	0.00000
(b) Bodies Corporate	1	51456	51456	0.19808	0.19808	0	0.00000
(c) Institutions	0	0	0	0.00000	0.00000	0	0.00000
(d) Qualified Foreign Investor							
(e) Others	1	0	0	0.00000	0.00000	0	0.00000
(1) Directors & their Relatives							
Sub-Total (A) (2)	2	268995	268995	1.03551	1.03551	0	0.00000

Total Shareholding of Prom. & Prom. Grp.  
 (A) = (A) (1) + (A) (2)

14	14478118	14478118	55.73426	55.73426	0	0.00000
----	----------	----------	----------	----------	---	---------



Category of shareholder  
 Number of Shareholders  
 Total Number of Shares  
 Number of shares held in dematerialized form  
 Total Shareholding as a percentage of total no. of shares of A+B  
 % of A+B  
 % of A+B+C  
 Shares pledged or otherwise encumbered  
 Shares %->Tot.

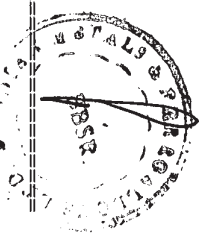
(B) Public Shareholding

(1) Institutions

(a) Mutual Funds/ UTI	8	2731327	2728152	10.51438	10.51438		
(b) Financial Institutions / Banks	8	85143	85073	0.32776	0.32776		
(c) Central Government / State Government(s)	0	0	0	0.00000	0.00000		
(d) Venture Capital Funds	0	0	0	0.00000	0.00000		
(e) Insurance Companies	0	0	0	0.00000	0.00000		
(f) Foreign Institutional Investors	1	13	13	0.00005	0.00005		
(g) Foreign Venture Capital Investors	0	0	0	0.00000	0.00000		
(h) Qualified Foreign Investor							
(i) Others							
(1) Foreign Financial Institutions	0	0	0	0.00000	0.00000		
(2) Foreign Mutual Fund	0	0	0	0.00000	0.00000		
Sub-Total (B) (1)	17	2816483	2813238	10.84220	10.84220		

(2) Non-institutions

(a) Bodies Corporate	454	886658	845799	3.41324	3.41324		
(b) (i) Indiv. hldg. nom. shr. cap.<=Rs. 1 Lakh	37393	1113359	877792	4.28593	4.28593		
(ii) Indiv. hldg. nom. shr. cap.> Rs. 1 Lakh	16	763861	732361	2.94052	2.94052		
(c) Qualified Foreign Investor							
(d) Others							
(1) Trusts	1	20	20	0.00008	0.00008		
(2) Directors & their Relatives	0	0	0	0.00000	0.00000		
(3) Foreign Nationals	1	53	53	0.00020	0.00020		
(1) Non Resident Indians	548	209218	190319	0.80540	0.80540		
(2) Overseas Corporate Bodies	2	5634759	3844259	21.69129	21.69129		
(3) Clearing Members	24	6319	6319	0.02433	0.02433		
(4) Hindu Undivided Families	297	68205	68205	0.26256	0.26256		
Sub-Total (B) (2)	38736	8682452	6565127	33.42355	33.42355		



Total Public Shareholding  
 (B) = (B) (1)+(B) (2)  
 TOTAL (A)+(B)

(C) Shares held by Custodians and against which Depository Receipts have been issued  
 (1) Promoter and Promoter Group  
 (2) Public

GRAND TOTAL (A)+(B)+(C)	38767	25977053	23856483	100.00000	100.00000	0	0.00000
-------------------------	-------	----------	----------	-----------	-----------	---	---------

(1) (b) Statement showing holding of securities (including shares, warrants, convertible securities) of persons belonging to the category "Promoter and Promoter Group"

Srl.No Name of the shareholder

Details of Shares held

Encumbered shares


Details of warrants held

Details of Total shares (including convertible shares assuming full conversion of warrants and convertible securities) as a % of diluted share capital

Number Shares as a % of total Number % of Grd.Tot. No. of As a % No. of As a %  
of number of shares (i.e., of Total (A+B+C)->(I)a warrants tot.no. conv.sec. tot.no. of  
Shares Grand Total (A)+(B)+(C) Shr.s Shares held of warrants held conv.sec. conv.sec.  
indicated in Statement of same of same of same of same  
at para (1) (a) above} class class class class

1	BANSHIDHAR PANDA	422100	1.62490	0	0.00000	0.00000	0.00000	0	0.00000	0.00000
2	BALJAYANT PANDA	217539	0.83743	0	0.00000	0.00000	0.00000	0	0.00000	0.00000
3	PARAMITA MAHAPATRA	218015	0.83926	0	0.00000	0.00000	0.00000	0	0.00000	0.00000
4	SUBHRAKANT PANDA	212901	0.81957	0	0.00000	0.00000	0.00000	0	0.00000	0.00000
5	B PANDA AND COMPANY PVT LTD	1109514	4.27113	0	0.00000	0.00000	0.00000	0	0.00000	0.00000
6	BARABATI INVESTMENT AND TRADING CO PVT LTD	2634778	10.14271	0	0.00000	0.00000	0.00000	0	0.00000	0.00000
7	K B INVESTMENTS PVT LTD	2516401	9.68701	0	0.00000	0.00000	0.00000	0	0.00000	0.00000
8	MADHUBAN INVESTMENTS PVT LTD	2395696	9.22235	0	0.00000	0.00000	0.00000	0	0.00000	0.00000
9	PARAMITA INVESTMENT AND TRADING CO PVT LTD	2634778	10.14271	0	0.00000	0.00000	0.00000	0	0.00000	0.00000
10	UTKAL MANUFACTURING AND SERVICES LTD	608078	2.34083	0	0.00000	0.00000	0.00000	0	0.00000	0.00000
11	INDMET COMMODITIES PRIVATE LIMITED	1226879	4.72293	0	0.00000	0.00000	0.00000	0	0.00000	0.00000
12	SUBHARANT PANDA,MANAGING TRUSTEE,SHAIKSAH FOUNDATION	12444	0.04790	0	0.00000	0.00000	0.00000	0	0.00000	0.00000
13	NIVEDITA GANAPATHI	217539	0.83743	0	0.00000	0.00000	0.00000	0	0.00000	0.00000
14	INDIAN METALS AND FERRO ALLOYS LIMITED UNCLAI MED SUSPENSE ACCOUNT PROMOTER GROUP	51456	0.19808	0	0.00000	0.00000	0.00000	0	0.00000	0.00000

\*\*\* Total \*\*\* 14478118 55.73426 0 0.00000 0.00000



(I)(C)(i) Statement showing holding of securities (including shares, warrants, convertible securities) of persons belonging to the category "Public" and holding more than 1% of the total number of shares

Srl.No Name of the shareholder

Details of Shares held Encumbered shares Details of warrants Details of Total shares (including convertible shares underlying securities assuming full conversion of warrants and convertible securities) as a % of diluted share capital

Number of Shares as a % of Number % of % of Grd.Tot. No. of As a % No. of As a %  
 Shares total number of of Total (A+B+C)->(I) a warrants tot.no. conv.sec. tot.no.  
 shares {i.e., Grand Shr.s Shares held of warrants held of conv.sec.  
 Total (A)+(B)+(C) indicated of same of same of same  
 in Statement at para (I) (a) above) Class Class Class

1	ICICI PRUDENTIAL INFRASTRUCTURE FUND	327092	1.25916				
2	RELIANCE CAPITAL TRUSTEE CO. LTD A/C RELIANCE EQUITY OPPORTUNITIES FUND	809385	3.11577				
3	RELIANCE CAPITAL TRUSTEE CO. LTD. - A/C RELIANCE TAX SAVER (ELSS) FUND	1340974	5.16215				
4	RELIANCE LIFE INSURANCE COMPANY LIMITED	293421	1.12954				
5	SHAH JYOTINDRA RAMNIKAL	303303	1.16758				
6	LITEC COMPANY LIMITED	3844259	14.79867				
7	FOX CONSULTING SERVICES PTE LTD	1790500	6.89262				
*** Total ***		8708934	33.52549				



(I) (c) (ii) Statement showing holding of securities (including shares, warrants, convertible securities) of persons (together with PAC) belonging to the category "Public" and holding more than 5% of the total number of shares of the company

Srl.No.Name of the shareholder

Details of Shares held

Encumbered shares

Details of warrants

Details of convertible securities

Total shares (including underlying shares assuming full conversion of warrants and convertible securities) as a % of diluted share capital


Number of Shares as a % of total number of shares i.e., Grand Total (A)+(B)+(C) indicated in Statement at para (1)(a) above}	Number & of % of Grd.Tot. No. of As a % NO. OF As a % of Total A+B+C)-(I) a warrants tot.no. of conv. tot.no. of Shrs Shares held warrants sec. of same held of same held Class	NO. OF As a % of conv. tot.no. of conv.sec. of same held Class
--	---	--

1 RELIANCE CAPITAL TRUSTEE CO. LTD. - A/C RELIA NCE TAX SAVER (ELSS) FUND	1340974	5.16215
---	---------	---------

2 LITTEC COMPANY LIMITED	3844259	14.79867
--------------------------	---------	----------

3 FOX CONSULTING SERVICES PTE LTD	1790500	6.89262
-----------------------------------	---------	---------

*** Total ***	6975733	26.85344
---------------	---------	----------



(I) (d) Statement showing details of locked-in shares

Srl.No	Name of the shareholder	Number of Shares	Shares as a percentage of total number of shares (i.e., Grand Total (A)+(B)+(C) indicated in Statement at para (I) (a) above)
		<input type="checkbox"/>	0.00000
*** Total ***			

