




ION EXCHANGE

Refreshing the Planet

Introductory sub-table (I)(a)

Name of the Company: ION EXCHANGE (INDIA) LIMITED			
Scrip Code, Name of the scrip, class of security: 500214, IONEX, EQUITY			
Quarter ended: 31st March, 2015			
Partly paid-up shares:-	No. of partly paid-up shares	As a % of total no. of partly paid-up shares	As a % of total no. of shares of the company
Held by promoter/promoter group	0	0	0
Held by public	0	0	0
Total - D	0	0	0
Outstanding convertible securities:-	No. of outstanding securities	As a % of total no. of outstanding convertible securities	As a % of total no. of shares of the company, assuming full conversion of the convertible securities
Held by promoter/promoter group	0	0	0
Held by public	0	0	0
Total - E	0	0	0
Warrants:-	No. of warrants	As a % of total no. of warrants	As a % of total no. of shares of the company, assuming full conversion of warrants
Held by promoter/promoter group	0	0	0
Held by public	0	0	0
Total - F	0	0	0
Total paid-up capital of the company, assuming full conversion of warrants and convertible securities	14532159		100





Statement Showing Shareholding Pattern								
Category code	Category of Shareholder	Number of Shareholders	Table (I)(a)		Total shareholding as a percentage of total number of shares		Shares Pledged or otherwise encumbered	
			Total number of shares	Number of shares held in dematerialized form	As a percentage of (A+B) ¹	As a percentage of (A+B+C)	Number of shares	As a percentage
			(III)	(IV)	(V)	(VI)	(VII)	(VIII)
(A)	Shareholding of Promoter and Promoter Group²							
1	Indian							
(a)	Individuals/ Hindu Undivided Family	12	3297917	3297917	22.69	22.69	0	0.00
(b)	Central Government/ State Government(s)	0	0	0	0.00	0.00	0	0.00
(c)	Bodies Corporate	3	488296	253803	3.36	3.36	0	0.00
(d)	Financial Institutions/ Banks	0	0	0	0.00	0.00	0	0.00
(e)	Any Others – Trust	108	2672514	122500	18.39	18.39	0	0.00
	Sub Total(A)(1)	123	6458727	3674220	44.44	44.44	0	0.00
2	Foreign							
a	Individuals (Non-Residents Individuals/	0	0	0	0.00	0.00	0	0.00
b	Bodies Corporate	0	0	0	0.00	0.00	0	0.00
c	Institutions	0	0	0	0.00	0.00	0	0.00
d	Any Others (Specify)	0	0	0	0.00	0.00	0	0.00
	Sub Total(A)(2)	0	0	0	0.00	0.00	0	0.00
	Total Shareholding of Promoter and Promoter Group (A) = (A)(1)+(A)(2)	123	6458727	3674220	44.44	44.44	0	0.00
(B)	Public shareholding							
1	Institutions							
(a)	Mutual Funds/ UTI	13	5234	50	0.04	0.04		
(b)	Financial Institutions/ Banks	4	277	183	0.00	0.00		
(c)	Central Government/ State Government(s)	0	0	0	0.00	0.00		
(d)	Venture Capital Funds	0	0	0	0.00	0.00		
(e)	Insurance Companies	1	166230	166230	1.14	1.14		
(f)	Foreign Institutional Investors	2	69788	69738	0.48	0.48		
(g)	Foreign Venture Capital Investors	0	0	0	0.00	0.00		
(h)	Any Other (specify)				0.00	0.00		
	Sub-Total (B)(1)	20	241529	236201	1.66	1.66		
B.2	Non-institutions							
(a)	Bodies Corporate	272	1149017	1136507	7.91	7.91		
(b)	Individuals				0.00	0.00		
I	i. Individual shareholders holding nominal share capital up to Rs 1 lakh	12159	3624439	3045011	24.94	24.94		
II	ii. Individual shareholders holding nominal share capital in excess of Rs. 1 lakh.	75	2897868	2838684	19.94	19.94		
(c)	Any Other (specify)				0.00	0.00		
(c-i)	Trust	1	1010	1010	0.01	0.01		
(c-ii)	NRIs	184	159569	157862	1.10	1.10		
	Sub-Total (B)(2)	12691	7831903	7179074	53.89	53.89		





ION EXCHANGE

Refreshing the Planet

(B)	Total Public Shareholding (B)= (B)(1)+(B)(2)	12711	8073432	7415275	55.56	55.56		
	TOTAL (A)+(B)	12834	14532159	11089495	100.00	100.00		
(C)	Shares held by Custodians and against							
1	Promoter and Promoter Group	0	0	0	0.00	0.00	0	0.00
2	Public				0.00	0.00		
	Sub-Total (C)	0	0	0	0.00	0	0	0
	GRAND TOTAL (A)+(B)+(C)	12834	14532159	11089495	100.00	100.00	0	0.00






ION EXCHANGE

Refreshing the Planet

(I)(b) Statement showing holding of securities (including shares, warrants, convertible securities) of persons belonging to the category "Promoter and Promoter Group"

Sr. No.	Name of the shareholder	Details of Shares held		Encumbered shares (*)			Details of warrants		Details of convertible securities		Total shares (including underlying shares assuming full conversion of warrants and convertible securities) as a % of diluted share capital
		Number of shares held	As a % of grand total (A)+(B)+(C)	No.	As a percentage	As a % of grand total (A)+(B)+(C) of sub-clause (I)(a)	Number of warrants held	As a % total number of warrants of the same class	Number of convertible securities held	As a % total number of convertible securities of the same class	
(I)	(II)	(III)	(IV)	(V)	$(VI) = (V)/(III) * 100$	(VII)	(VIII)	(IX)	(X)	(XI)	(XII)
1	RAJESH SHARMA	781218	5.38	0	0.00	0.00	0	0	0	0	5.38
2	MAHABIR PRASAD PATNI	711747	4.90	0	0.00	0.00	0	0	0	0	4.90
3	UMA RANGANATHAN	373274	2.57	0	0.00	0.00	0	0	0	0	2.57
4	DINESH SHARMA	588521	4.05	0	0.00	0.00	0	0	0	0	4.05
5	AANKUR PATNI	254668	1.75	0	0.00	0.00	0	0	0	0	1.75
6	BIMAL JAIN	414098	2.85	0	0.00	0.00	0	0	0	0	2.85
7	POONAM SHARMA	49650	0.34	0	0.00	0.00	0	0	0	0	0.34
8	ARUNA SHARMA	107895	0.74	0	0.00	0.00	0	0	0	0	0.74
9	NIRMALA PATNI	8300	0.06	0	0.00	0.00	0	0	0	0	0.06
10	ANITA JAIN	5546	0.04	0	0.00	0.00	0	0	0	0	0.04
11	PALLAVI SHARMA	2000	0.01	0	0.00	0.00	0	0	0	0	0.01
12	NIDHI PATNI	1000	0.01	0	0.00	0.00	0	0	0	0	0.01
13	ION EXCHANGE FINANCIAL PRODUCTS PVT. LTD.	50422	0.35	0	0.00	0.00	0	0	0	0	0.35
14	AQUA INVESTMENTS (INDIA) LTD	253803	1.75	0	0.00	0.00	0	0	0	0	1.75
15	WATERCARE INVESTMENTS (INDIA) LTD	184071	1.27	0	0.00	0.00	0	0	0	0	1.27
16	V G RAJADHYAKSHA A/C HMIL TRUST	9600	0.07	0	0.00	0.00	0	0	0	0	0.07
17	TRUST (IEL)	2662914	18.32	0	0.00	0.00	0	0	0	0	18.32
	TOTAL	6458727	44.44	0	0.00	0.00	0	0	0	0	44.44






ION EXCHANGE

Refreshing the Planet

E

(I)(c)(i) Statement showing holding of securities (including shares, warrants, convertible securities) of persons belonging to the category "Public" and holding more than 1% of the total number of shares

Sr. No.	Name of the shareholder	Number of shares held	Shares as a percentage of total number of shares (i.e., Grand Total (A)+(B)+(C) indicated in Statement at para (I)(a) above)	Details of warrants		Details of convertible securities		Total shares (including underlying shares assuming full conversion of warrants and convertible securities) as a % of diluted share capital
				Number of warrants held	As a % total number of warrants of the same class	Number of convertible securities held	% w.r.t total number of convertible securities of the same class	
1	RAKESH JHUNJHUNWALA	800000	5.51	0	0	0	0	5.51
2	HAMPTON INVESTMENTS PRIVATE LIMITED	453424	3.12	0	0	0	0	3.12
3	MUKUL MAHAVIR PRASAD AGARWAL	243486	1.68	0	0	0	0	1.68
4	GENERAL INSURANCE CORPORATION OF INDIA	166230	1.14	0	0	0	0	1.14
TOTAL		1663140	11.44	0	0	0	0	11.44






ION EXCHANGE

Refreshing the Planet

E_2

(I)(c)(ii) Statement showing holding of securities (including shares, warrants, convertible securities) of persons (together with PAC) belonging to the category "Public" and holding more than 5% of the total number of shares of the company

Sr. No.	Name(s) of the shareholder(s) and the Persons Acting in Concert (PAC) with them	Number of shares	Shares as a percentage of total number of shares {i.e., Grand Total (A)+(B)+(C) indicated in Statement at para (I)(a) above}	Details of warrants		Details of convertible securities		Total shares (including underlying shares assuming full conversion of warrants and convertible securities) as a % of diluted share capital
				Number of warrants	As a % total number of warrants of the same class	Number of convertible securities held	% w.r.t total number of convertible securities of the same class	
1	RAKESH JHUNJHUNWALA	800000	5.51	0	0	0	0	5.51
TOTAL		800000	5.51	0	0	0	0	5.51






ION EXCHANGE

(I)(d) Statement of details of locked-in shares Refreshing the Planet

Sr. No	Name of the shareholder	Number of locked-in shares	Locked-in shares as a percentage of total number of shares (i.e., Grand Total (A)+(B)+(C) indicated in Statement at para (I)(a) above)	Promoter / Promoter Group / Public
1	G. NARENDRAN	1,500	0.01	Public
2	GOURISH CHAKRAVORTY	12,000	0.08	Public
3	MAHESH ANAND	7,000	0.05	Public
4	M. PATTABIRAMAN	1,500	0.01	Public
5	NATARAJAN ANBANANTHAN	5,000	0.03	Public
6	SRINIVAS NAGARAJ IYENGAR	9,000	0.06	Public
7	VASANT JANARDHAN NAIK	4,500	0.03	Public
8	PARESH PUNDALIK BALLIKAR	1800	0.01	Public
9	T. VELLAICHAMY	5500	0.04	Public
	GRAND TOTAL	47,800	0.33	





ION EXCHANGE

Refreshing the Planet

FORM A

SHAREHOLDING PATTERN SUMMARY FOR FREE-FLOAT INDICES

Name of the Company : ION EXCHANGE (INDIA) LIMITED


Scrip Code

500214

Dated

31.03.2015

Category Code	Category	No. of Shares Held	% of Shareholding
I	CONTROLLING/STRATEGIC HOLDINGS		
A	BASED IN INDIA		
1	Indian Individuals/HUFs & Relatives		
2	Indian Corporate Bodies/ Trusts/ Partnerships	373274	2.57
3	Persons Acting in Concert	NIL	NIL
4	Other Directors & Relatives (other than in 1 above)	3422539	23.55
5	Employee Welfare Trusts	NIL	NIL
6	Banks/Financial Institutions	2662914	18.32
7	Central/ State Govt.	NIL	NIL
8	Central/ State Govt. Institutions	NIL	NIL
9	Venture Funds/ Private Equity Funds		
		NIL	NIL
	Sub Total A	6458727	44.44
B	BASED OVERSEAS		
10	Foreign Individuals (including FDI)	0	0
11	Foreign Corporate Bodies (including FDI)	0	0
12	Non Resident Indians (Individuals)	0	0
13	Non Resident Indian Corporate Bodies	0	0
	Sub Total B	0	0
C	GDRs/ADRs/ ADSs	0	0
	Sub Total C	0	0
D	OTHERS (Please specify here)	0	0
	Sub Total D	0	0
E	ANY OTHER SHARES LOCKED-IN (except covered above)	0	0.00
	Sub Total E	0	0.00
	Sub Total I	6458727	44.44



ION EXCHANGE (INDIA) LTD. | CIN: L74999MH1964PLC014258

Regd. Office: Ion House, Dr. E. Moses Road, Mahalaxmi, Mumbai - 400 011, India.

Board: +91 22 3989 0909 | Fax: +91 22 2493 8737 | E-mail: lei@ionexchange.co.in | Web: www.ionindia.com

Offices: Bengaluru | Bhubaneswar | Chandigarh | Chennai | Hyderabad | Kolkata | Lucknow | New Delhi | Pune | Vadodara | Vashi | Visakhapatnam




ION EXCHANGE

Refreshing the Planet

....cont

II	FREE FLOAT	No.of Shares Held	% of Shareholding
A	BASED IN INDIA		
1	Indian Individuals/HUFs		
2	Indian Corporate Bodies/Trusts/Partnerships	6211617	42.74
3	Independent Directors & Relatives	1150027	7.91
4	Present Employees (allotted during the quarter)	310690	2.14
5	Banks/Financial Institutions	0	0.00
6	Central/State Govt.	277	0.00
7	Central/ State Govt. Institutions	NIL	NIL
8	Insurance Companies	NIL	NIL
9	Mutual Funds (including UTI)	166230	1.14
10	Venture Funds/ Private Equity Funds	5234	0.04
11	Customers	NIL	NIL
12	Suppliers	NIL	NIL
		NIL	NIL
	Sub Total A	7844075	53.98
B	BASED OVERSEAS		
13	Foreign Individuals		
14	Foreign Corporate Bodies	NIL	NIL
15	Foreign Institutional Investors (SEBI-registered)	NIL	NIL
16	Non Resident Indians (Individuals)	69788	0.48
17	Non Resident Indian Corporate Bodies	159569	1.10
		NIL	NIL
	Sub Total B	229357	1.58
C	GDRs/ADRs/ADSs		
		NIL	NIL
	Sub Total C	NIL	NIL
D	OTHERS (Please specify here)		
		NIL	NIL
	Sub Total D	NIL	NIL
	Sub Total II	8073432	55.56
	Grand Total	14532159	100.00
BROAD SUMMARY OF HOLDINGS			
Total Controlling/ Strategic Holdings		No.of Shares Held	% of Shareholding
		6458727	44.44
Total Free-float		8073432	55.56
Grand Total		14532159	100.00
SUMMARY OF DOMESTIC/FOREIGN HOLDINGS			
Total Domestic Holding		No.of Shares Held	% of Shareholding
		14302802	98.42
Total Foreign Holding		229357	1.58
Grand Total		14532159	100.00



ION EXCHANGE (INDIA) LTD. | CIN: L74999MH1964PLC014258

Regd. Office: Ion House, Dr. E. Moses Road, Mahalaxmi, Mumbai - 400 011, India.

Board: +91 22 3989 0909 | Fax: +91 22 2493 8737 | E-mail: lei@ionexchange.co.in | Web: www.ionindia.com


Offices: Bengaluru | Bhubaneswar | Chandigarh | Chennai | Hyderabad | Kolkata | Lucknow | New Delhi | Pune | Vadodara | Vashi | Visakhapatnam



CONTROLLING/STRATEGIC HOLDERS

(Include every single holder and list them Categorywise)

Name of the Company : ION EXCHANGE (INDIA) LIMITED				
	Scrip Code	500214	Dated	31.03.2015
Sl. no.	Holders Name	No.of Shares Held	% of Shareholding	Category Code
1	Uma Ranganathan	373274	2.57	IA1
2	M P Patni	711747	4.90	IA3
3	Rajesh Sharma	781218	5.38	IA3
4	Aankur patni	254668	1.75	IA3
5	Aruna Sharma	107895	0.74	IA3
6	Bimal Jain	414098	2.85	IA3
7	Dinesh Sharma	588521	4.05	IA3
8	Anita Jain	5546	0.04	IA3
9	Nidhi patni	1000	0.01	IA3
10	Nirmala Patni	8300	0.06	IA3
11	Pallavi Sharma	2000	0.01	IA3
12	Poonam Sharma	49650	0.34	IA3
13	Ion Exchange Financial Products Pvt. Ltd.	50422	0.35	IA3
14	Aqua Investments (India) Ltd.	253803	1.75	IA3
15	Watercare Investments (India) Ltd.	184071	1.27	IA3
16	V G Rajadhyaksha A/c HMIL Trust	9600	0.07	IA3
17	Trust- IEIL	2662914	18.32	IA3





ION EXCHANGE


Refreshing the Planet

FORM C

FREE-FLOAT HOLDERS DISCLOSE ONLY HOLDINGS OF 1% & ABOVE

(List holders Categorywise)

Name of the Company : ION EXCHANGE (INDIA) LIMITED					
	Scrip Code	500214	Quarter Ended		31.03.2015
Sl.no.	Holders Name	No.of Shares Held	% of Shareholding	Category Code	Relationship, if any with anyone in I
1	Rajesh Sharma	781218	5.38	IA3	
2	M P Patni	711747	4.90	IA3	
3	Rakesh Jhunjhunwala	800000	5.51	IIA1	
4	Dinesh Sharma	588521	4.05	IA3	
5	Hampton Investments Pvt. Ltd.	453424	3.12	IIA2	
6	Bimal Jain	414098	2.85	IA3	
7	Uma Ranganathan	373274	2.57	IA1	
8	Aqua Investments (India) Ltd.	253803	1.75	IA3	subsidiary
9	Aankur Patni	254668	1.75	IA3	
10	Mukul Mahavir Prasad Agarwal	243486	1.68	IIA8	
11	G S Ranganathan (as Trustee)	1777996	12.23	IA5	
12	Watercare Investments (India) Ltd.	184071	1.27	IA3	subsidiary
13	General insurance Corporation of India	166230	1.14	IIA1	



ION EXCHANGE (INDIA) LTD. | CIN: L74999MH1964PLC014258

Regd. Office: Ion House, Dr. E. Moses Road, Mahalaxmi, Mumbai - 400 011, India.

Board: +91 22 3989 0909 | Fax: +91 22 2493 8737 | E-mail: ieil@ionexchange.co.in | Web: www.ionindia.com

Offices: Bengaluru | Bhubaneswar | Chandigarh | Chennai | Hyderabad | Kolkata | Lucknow | New Delhi | Pune | Vadodara | Vashi | Visakhapatnam