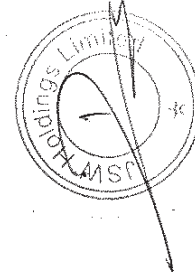



JSW HOLDINGS LIMITED
SHAREHOLDING PATTERN AS ON 31.03.2015

(1) (a) Statement showing Shareholding Pattern

SCRIP CODE : 532642		Name of Scrip : JSWHL		Class of Security : Equity		Quarter Ended : 31.03.2015	
Category Code	Partly paid up shares	Number of partly paid up shares	As a % of total number of partly paid up shares	As a % of total number of shares of the Company			
	Held by Promoter/Promoter group	NIL	NIL	NIL			
	Held by Public	NIL	NIL	NIL			
	Total	NIL	NIL	NIL			
	Outstanding Convertible Securities	Number of outstanding Securities	As a % of total No. of outstanding Con. Securities	As a % of total No. of shares of the Company, assuming full conversion of the Securities			
	Held by Promoter/Promoter group	NIL	NIL	NIL			
	Held by Public	NIL	NIL	NIL			
	Total	NIL	NIL	NIL			
	Warrants	Number of warrants	As a % of total number of warrants	As a % of total number of shares of the Company assuming full conversion of warrants			
	Held by Promoter/Promoter group	NIL	NIL	NIL			
	Held by Public	NIL	NIL	NIL			
	Total	NIL	NIL	NIL			
	Total paid up capital of the Company, assuming full conversion of warrants and convertible securities	1,10,99,625 shares of Rs.10/- each (Rs.11,09,96,250/-)					

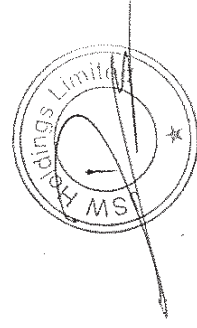


Category Code	Category of Shareholders	Number of Shareholders	Total No. of shares	Number of shares held in demat form	Total shareholding as a percentage of total number of shares As a percentage of		Shares pledged or otherwise encumbered		
					(A+B) ¹	(A+B+C)	Number of Shares	As a %	
									(VI)
(I)	(II)	(III)	(IV)	(V)	(VI)	(VII)	(VIII)	(IX)	
(A)	Shareholding of Promoter and Promoter Group²								
(1)	Indian								
(a)	Individuals/H.U.F	21	26,742	26,742	0.24	0.24			
(b)	Central/State Government(s)	-	-	-	-	0.00			
(c)	Bodies Corporate	13	67,29,294	67,29,294	60.63	60.63			
(d)	Financial Institutions/Banks	-	-	-	-	-			
(e)	Any Other (specify)	-	-	-	-	-			
	Employee Welfare Trust	-	-	-	-	-			
	M&M Benefit Trust	-	-	-	-	-			
	Sub-Total (A)(1)	34	67,56,036	67,56,036	60.87	60.87	N.A.	N.A.	
(2)	Foreign								
(a)	Non Resident Individuals/Foreign Nationals								
(b)	Bodies Corporate								
(c)	Institutions								
(d)	Any Other (specify)								
	Sub-Total (A)(2)	0	-	-	0.00	0.00	N.A.	N.A.	
	Total holding of Promoter and Promoter Group (A)=(A)(1)+(A)(2)	34	67,56,036	67,56,036	60.87	60.87	N.A.	N.A.	
(B)	Public Shareholding³								
(1)	Institutions								
(a)	Mutual Fund/UTI	15	4,592	3,899	0.04	0.04			
(b)	Financial Institutions/Banks	12	11,826	11,208	0.11	0.11			
(c)	Central/State Government(s)	-	-	-	0.00	0.00			
(d)	Venture Capital Funds	-	-	-	0.00	0.00			
(e)	Insurance Companies	-	-	-	0.00	0.00			
(f)	Foreign Institutional Investors	26	16,50,263	16,49,001	14.87	14.87			
(g)	Foreign Venture Cap. Inv	-	-	-	0.00	0.00			
	Sub-Total (B)(1)	53	16,66,681	16,64,108	15.02	15.02	N.A.	N.A.	
(2)	Non Institutions								
(a)	Bodies Corporate	642	6,48,078	6,44,226	5.84	5.84			
(b)	Individuals								
	i) Holding nominal share capital upto Rs. 1 lakh	24801	16,36,819	14,39,939	14.75	14.75			
	ii) Holding nominal share capital in excess of Rs. 1 lakh	13	2,70,138	2,70,138	2.43	2.43			
(c)	Any Other(specify) Individual								
	Non-Resident Individual	1239	1,11,456	75,056	1.00	1.00			
	Foreign National	1	100	100	0.00	0.00			
	Overseas Corporate Bodies	2	10,025	10,000	0.09	0.09			
	Foreign Bodies	0	-	-	0.00	0.00			
	Trust	2	292	292	0.00	0.00			
	Clearing Member	0	-	-	0.00	0.00			
	Sub-Total (B)(2)	26700	26,76,908	24,39,751	24.11	24.11	N.A.	N.A.	
	Total Public shareholding (B)=(B)(1)+(B)(2)	26753	43,43,589	41,03,859	39.13	39.13			
	TOTAL (A)+(B)	26787	1,10,99,625	1,08,59,895	100.00	100.00	N.A.	N.A.	
(C)	Shares held by Custodians and against which Depository Receipts have been issued								
1	Promoter and Promoter Group	0	-	-	0.00	0.00			
2	Public	0	-	-	0.00	0.00			
	GRAND TOTAL (A)+(B)+(C)	26787	1,10,99,625	1,08,59,895	100.00	100.00	N.A.	N.A.	



(I) (b) Statement showing holding of securities (including shares, warrants, convertible securities) of persons belonging to the category "Promoter and Promoter Group"

Sr.No.	Name of the shareholder	Details of Shares held		Encumbered shares(*)			Details of warrants		Details of convertible securities		Total shares (including underlying shares assuming full conversion of warrants and convertible securities as a % of diluted share capital
		No of Shares held	As a % of grand total (A)+(B)+(C)	Number	As a Percentage	As a % of grand total (A)+(B)+(C) of sub-clause I)(a)	No of warrants held	As a % of total number of warrants of the same class	Number of convertible securities held	As a % of total number of convertible securities of the same class	
(I)	(II)	(III)	(IV)	(V)	(VI) = (V)/(III)*100	(VII)	(VIII)	(IX)	(X)	(XI)	(XII)
(a)	Individuals										
1	R K JINDAL & SONS HUF	3,708	0.03	0	0.00	0.00	NA	NA	NA	NA	0.03
2	SAJJAN JINDAL	2,197	0.02	0	0.00	0.00	NA	NA	NA	NA	0.02
3	PRITHVI RAJ JINDAL	2,097	0.02	0	0.00	0.00	NA	NA	NA	NA	0.02
4	SAVITRI DEVI JINDAL	1,863	0.02	0	0.00	0.00	NA	NA	NA	NA	0.02
5	RATAN JINDAL	1,470	0.01	0	0.00	0.00	NA	NA	NA	NA	0.01
6	S K JINDAL AND SONS HUF	1,447	0.01	0	0.00	0.00	NA	NA	NA	NA	0.01
7	SMINJU JINDAL	1,381	0.01	0	0.00	0.00	NA	NA	NA	NA	0.01
8	DEEPIKA JINDAL	1,356	0.01	0	0.00	0.00	NA	NA	NA	NA	0.01
9	SHRADHA JATIA	1,257	0.01	0	0.00	0.00	NA	NA	NA	NA	0.01
10	ABHYUDAY JINDAL	1,256	0.01	0	0.00	0.00	NA	NA	NA	NA	0.01
11	TARINI JINDAL	1,256	0.01	0	0.00	0.00	NA	NA	NA	NA	0.01
12	TRIPTI JINDAL	1,256	0.01	0	0.00	0.00	NA	NA	NA	NA	0.01
13	URVI JINDAL	1,256	0.01	0	0.00	0.00	NA	NA	NA	NA	0.01
14	SANGITA JINDAL	1,181	0.01	0	0.00	0.00	NA	NA	NA	NA	0.01
15	P R JINDAL HUF	1,122	0.01	0	0.00	0.00	NA	NA	NA	NA	0.01
16	NAVEEN JINDAL	691	0.01	0	0.00	0.00	NA	NA	NA	NA	0.01
17	NAVEEN JINDAL	664	0.01	0	0.00	0.00	NA	NA	NA	NA	0.01
18	PARTH JINDAL	500	0.00	0	0.00	0.00	NA	NA	NA	NA	0.00
19	TANVI JINDAL	500	0.00	0	0.00	0.00	NA	NA	NA	NA	0.00
20	AARTI JINDAL	250	0.00	0	0.00	0.00	NA	NA	NA	NA	0.00
21	SAROJ BHARTIA	34	0.00	0	0.00	0.00	NA	NA	NA	NA	0.00
	Sub - Total (a)	26,742	0.24	0	0.00	0.00	NA	NA	NA	NA	0.24

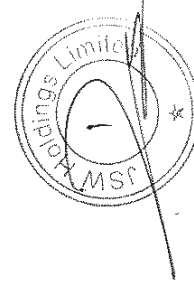


Contd..

(I) (b) Statement showing holding of securities (including shares,warrants,convertible securities) of persons belonging to the category "Promoter and Promoter Group" (contd)

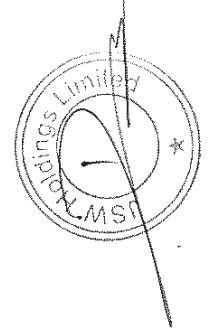
Sr.No.	Name of the shareholder	Details of Shares held		Encumbered shares(*)			Details of warrants		Details of convertible securities		Total shares (including underlying shares assuming full conversion of warrants and convertible securities as a % of diluted share capital
		No of Shares held	As a % of grand total (A)+(B)+(C)	Number	As a Percentage	As a % of grand total (A)+(B)+(C) of sub-clause (I)(a)	No of warrants held	As a % of total number of warrants of the same class	Number of convertible securities held	As a % of total number of convertible securities of the same class	
(1)	(2)	(3)	(4)	(5)	(6) = (V)/(III)*100	(7)	(8)	(9)	(10)	(11)	(12)
1	NALWA SONS INVESTMENTS LIMITED	75	0.00	0	0.00	0.00	NA	NA	NA	NA	0.00
2	NALWA SONS INVESTMENTS LIMITED	11,37,043	10.24	0	0.00	0.00	NA	NA	NA	NA	10.24
3	REYNOLD TRADERS PRIVATE LIMITED	3,20,500	2.89	0	0.00	0.00	NA	NA	NA	NA	2.89
4	SAHYOG TRADCORP PRIVATE LIMITED	8,22,674	7.41	0	0.00	0.00	NA	NA	NA	NA	7.41
5	OPJ TRADING PRIVATE LIMITED	8,22,673	7.41	0	0.00	0.00	NA	NA	NA	NA	7.41
6	VIRTUOUS TRADECORP PRIVATE LIMITED	8,22,673	7.41	0	0.00	0.00	NA	NA	NA	NA	7.41
7	DANTA ENTERPRISES PRIVATE LIMITED	8,22,672	7.41	0	0.00	0.00	NA	NA	NA	NA	7.41
8	JSW INVESTMENTS PRIVATE LIMITED	5,54,500	5.00	0	0.00	0.00	NA	NA	NA	NA	5.00
9	JINDAL COAL PRIVATE LIMITED	4,41,518	3.99	0	0.00	0.00	NA	NA	NA	NA	3.99
10	GLEBE TRADING PRIVATE LIMITED	4,35,511	3.91	0	0.00	0.00	NA	NA	NA	NA	3.91
11	JSL LIMITED	4,33,828	3.91	0	0.00	0.00	NA	NA	NA	NA	3.91
12	VINAMRA CONSULTANCY PRIVATE LIMITED	1,15,293	1.04	0	0.00	0.00	NA	NA	NA	NA	1.04
13	HEXA TRADEX LIMITED	334	0.00	0	0.00	0.00	NA	NA	NA	NA	0.00
	Sub-Total (b)	57,29,294	60.63	0	0.00	0.00	NA	NA	NA	NA	60.63
	Grand Total	67,56,036	60.87	0	0.00	0.00	NA	NA	NA	NA	60.87

(*) The term "encumbrance" has the same meaning as assigned to it, in regulation 28(3) of the SAST Regulations , 2011



(l)(c)(i) Statement showing holding of securities (including shares, warrants, convertible securities) of persons belonging to the category "Public" and holding more than 1% of the total number of shares.									
Sr. No.	Name of the shareholder	Number of shares held	Shares as a percentage of total number of shares (i.e., Grand Total (A)+(B)+(C) indicated in Statement at para (l)(a) above}	Details of warrants		Details of convertible securities		Total shares (including underlying shares assuming full conversion of warrants and convertible securities as a % of diluted share capital	
				No of warrants held	As a % of total number of warrants of the same class	Number of convertible securities held	As a % of total number of convertible securities of the same class		
1	SPARROW ASIA DIVERSIFIED OPPORTUNITIES FUND	3,41,000	3.07	NA	NA	NA	NA	3.07	
2	THE INDIAMAN FUND (MAURITIUS) LIMITED	2,89,896	2.61	NA	NA	NA	NA	2.61	
3	STREAM VALUE FUND	2,62,000	2.36	NA	NA	NA	NA	2.36	
4	ACACIA PARTNERS, LP	2,19,500	1.98	NA	NA	NA	NA	1.98	
5	ACACIA INSTITUTIONAL PARTNERS, LP	1,71,200	1.54	NA	NA	NA	NA	1.54	
	TOTAL	12,83,596	11.56	NA	NA	NA	NA	11.56	

(l)(c)(ii) Statement showing holding of securities (including shares, warrants, convertible securities) of persons (together with PAC) belonging to the category "Public" and holding more than 5% of the total number of shares of the company									
Sr.No.	Name(s) of the shareholder(s) and the Persons Acting in Concert (PAC) with them	Number of shares	Shares as a percentage of total number of shares (i.e., Grand Total (A)+(B)+(C)	Details of warrants		Details of convertible securities		Total shares (including underlying shares assuming full conversion of warrants and	
				No of warrants held	As a % of total number of warrants of the same class	Number of convertible securities held	As a % of total number of convertible securities of the same class		
	NIL	0	0.00	NA	NA	NA	NA	0	
	TOTAL	0	0.00	NA	NA	NA	NA	0	

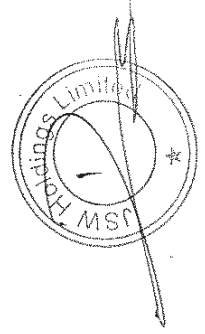


(1) (d) Statement showing details of locked in shares

Sr. No.	Name of shareholder	No. of locked-in shares	Locked-in shares as percentage of total no. of shares {i.e. Grand Total(A)+(B)+C} indicated in statement at para(1)(a) above}	Promoter / Promoter Group / Public
	NIIL	0	0.00	
	TOTAL	0	0.00	

(II) (a) Statement showing details of Depository Receipts (DRS)			
Sr. No.	Type of outstanding Dr(ADRs, GDRs, SDRs, etc)	No. of DRs	No. of shares underlying outstanding DRs
			Shares underlying outstanding DRs as a percentage of total no. of shares {i.e. Grand Total (A)+(B)+C} indicated in Statement at para (1)(a)above}
	TOTAL		N.A.

(II) (b) Statement showing holding of Depository Receipts (DRs) where underlying shares held by "promoter / promoter group" are in excess of 1% of the total no.of shares			
Sr. No.	Name of the DR Holder	Type of outstanding DR(ADRs, GDRs, SDRs, etc.)	No. of shares underlying outstanding DRs.
			Shares underlying outstanding DRs as a percentage of total no. of shares {i.e. Grand Total (A)+(B)+C} indicated in Statement at para (1)(a)above}
	TOTAL		N.A.



(III) (a) Statement showing the voting pattern of shareholders, if more than one class of shares/securities is issued by the issuer (Give description of voting rights for each class of security Class X, Class Y, Class Z)							
Category code	Category of shareholder	Number of Voting Rights held in each class of securities			Total Voting Rights (III+IV+V)	Total Voting Rights i.e. (VI)	
		Class X (III)	Class Y (IV)	Class Z (V)		As a % of (A+B) (VII)	As a % of (A+B+C) (VIII)
(A)	Promoter and Promoter Group						
(1)	Indian						
(a)	Individuals/Hindu Undivided Family						
(b)	Central/State Government(s)						
(c)	Bodies Corporate						
(d)	Financial Institutions/Banks						
(e)	Any Other (specify)						
	Sub-Total (A) (1)	N.A.	N.A.	N.A.	N.A.	N.A.	N.A.
(2)	Foreign						
(a)	Individuals (Non Resident/Foreign)						
(b)	Bodies Corporate						
(c)	Institutions						
(d)	Any Other (specify)						
	Sub-Total (A)(2)	N.A.	N.A.	N.A.	N.A.	N.A.	N.A.
	Total Shareholding of Promoter and Promoter Group (A)=(A)(1) + (A)(2)						
(B)	Public Shareholding						
(1)	Institutions						
(a)	Mutual Funds/UTI						
(b)	Financial Institutions/Banks						
(c)	Central/State Government(s)						
(d)	Venture Capital Funds						
(e)	Insurance Companies						
(f)	Foreign Institutional Investors						
(g)	Foreign Venture Capital Investors						
(h)	Any Other (specify)						
	Sub-Total (B) (1)	N.A.	N.A.	N.A.	N.A.	N.A.	N.A.
(2)	Non Institutions						
(a)	Bodies Corporate						
(b)	Individuals						
	i. Individual shareholders holding nominal share capital upto Rs. 1 lakh						
	ii. Individual shareholders holding nominal share capital in excess of Rs. 1 lakh.						
(c)	Any Other (specify)						
	Sub-Total (B) (2)						
	Total Public shareholding (B)=(B)(1)+(B)(2)	N.A.	N.A.	N.A.	N.A.	N.A.	N.A.
	TOTAL (A) + (B)	N.A.	N.A.	N.A.	N.A.	N.A.	N.A.
(C)	Shares held by Custodians and against which Depository Receipts						
	GRAND TOTAL (A)+(B)+(C)	N.A.	N.A.	N.A.	N.A.	N.A.	N.A.

