

(1)(a) STATEMENT SHOWING SHAREHOLDING PATTERN IN CLAUSE-35

NAME OF THE COMPANY: JAGRAN PRAKASHAN LTD				
SCRIP CODE:	532705	Name of the Scrip: JAGRAN		
Class of Security:	EQUITY			
QUARTER ENDED:	31/03/2015			
Partly paid-up shares	No. of partly paid-up shares	As a % of total no. of partly paid-up shares	As a % of total no. of shares of the Company.	
Held by promoter/promoter group	0		0	
Held by Public	0		0	
Total:	0		0	
Outstanding convertible securities:	No. of outstanding securities	As a % of total no. of outstanding convertible securities.	As a % of total no. of shares of the Company assuming full conversion of the convertible securities	
Held by promoter/promoter group	0		0	
Held by Public	0		0	
Total:	0		0	
Warrants:	No. of warrants	As a % of total no. of warrants	As a % of total no. of shares of the Company, assuming full conversion of warrants	
Held by promoter/promoter group	0		0	
Held by Public	0		0	
Total:	0		0	
Total paid-up capital of the Company, assuming full conversion of warrants and convertible securities	326911829		0	100.00

Attested




CATEGORY CODE	CATEGORY OF SHAREHOLDER	NO OF SHAREHOLDERS	TOTAL NUMBER OF SHARES	NO OF SHARES HELD IN DEMATERIALIZED FORM	TOTAL SHAREHOLDING AS A % OF TOTAL NO OF SHARES		SHARES PLEDGE OR OTHERWISE ENCUMBERED	NUMBER OF SHARES AS A PERCENTAGE OF SHARES AS A PERCENTAGE (IX)=(VIII)/(IV)*100
					AS a PERCENTAGE of (A+B) (VI)	As a PERCENTAGE of (A+B+C) (VII)		
(I)	PROMOTER AND PROMOTER GROUP							
(A)	INDIAN							
(1)	Individual /HUF	10	669694	669694	0.20	0.20	0	0.00
(a)	Central Government/State Government(s)	0	0	0	0.00	0.00	0	0.00
(b)	Bodies Corporate	2	197960097	197960097	60.55	60.55	0	0.00
(c)	Financial Institutions / Banks	0	0	0	0.00	0.00	0	0.00
(d)	Others	0	0	0	0.00	0.00	0	0.00
(e)								
	Sub-Total A(1) :	12	198629791	198629791	60.76	60.76	0	0.00
(2)	FOREIGN							
(a)	Individuals (NRIs/Foreign Individuals)	0	0	0	0.00	0.00	0	0.00
(b)	Bodies Corporate	0	0	0	0.00	0.00	0	0.00
(c)	Institutions	0	0	0	0.00	0.00	0	0.00
(d)	Qualified Foreign Investor	0	0	0	0.00	0.00	0	0.00
(e)	Others	0	0	0	0.00	0.00	0	0.00
	Sub-Total A(2) :	0	0	0	0.00	0.00	0	0.00
	Total A=A(1)+A(2)	12	198629791	198629791	60.76	60.76	0	0.00

Amended



CATEGORY CODE	CATEGORY OF SHAREHOLDER	NO OF SHAREHOLDERS (iii)	TOTAL NUMBER OF SHARES (iv)	NO OF SHARES HELD IN DEMATERIALIZED FORM (v)	TOTAL SHAREHOLDING AS A % OF TOTAL NO OF SHARES			SHARES PLEDGE OR OTHERWISE ENCUMBERED	AS a PERCENTAGE (ix)=(viii)/(iv)*100
					AS a PERCENTAGE of (A+B) (vi)	AS a PERCENTAGE of (A+B+C) (vii)	NUMBER OF SHARES (viii)		
(B)	PUBLIC SHAREHOLDING								
(1)	INSTITUTIONS								
(a)	Mutual Funds /UTI								
(b)	Financial Institutions /Banks	51	39973211	39973211	12.23	12.23	0	0.00	
(c)	Central Government / State Government(s)	3	4148	4148	0.00	0.00	0	0.00	
(d)	Venture Capital Funds	0	0	0	0.00	0.00	0	0.00	
(e)	Insurance Companies	0	0	0	0.00	0.00	0	0.00	
(f)	Foreign Institutional Investors	0	0	0	0.00	0.00	0	0.00	
(g)	Foreign Venture Capital Investors	58	53048632	53048632	16.23	16.23	0	0.00	
(h)	Qualified Foreign Investor	0	0	0	0.00	0.00	0	0.00	
(i)	Others	0	0	0	0.00	0.00	0	0.00	
	Sub-Total B(1) :	0	0	0	0.00	0.00	0	0.00	
(2)	NON-INSTITUTIONS								
(a)	Bodies Corporate								
(b)	Individuals	494	28289455	28289455	8.65	8.65	0	0.00	
	(i) Individuals holding nominal share capital upto Rs.1 lakh								
	(ii) Individuals holding nominal share capital in excess of Rs.1 lakh	31115	5232112	5230748	1.60	1.60	0	0.00	
(c)	Others	8	1583692	1583692	0.48	0.48	0	0.00	
	CLEARING MEMBERS								
	NON RESIDENT INDIANS	41	35990	35990	0.01	0.01	0	0.00	
	TRUSTS	217	110291	110291	0.03	0.03	0	0.00	
(d)	Qualified Foreign Investor	4	4507	4507	0.00	0.00	0	0.00	
	Sub-Total B(2) :	31879	35256047	35254683	10.78	10.78	0	0.00	
	Total B=B(1)+B(2) :	31991	128282038	128280674	39.24	39.24	0	0.00	
	Total (A+B) :	32003	326911829	326910465	100.00	100.00	0	0.00	
(C)	Shares held by custodians, against which Depository Receipts have been issued	0	0	0	0	0	0	0.00	
(1)	Promoter and Promoter Group								
(2)	Public	0	0	0	0.00	0.00	0	0.00	
	GRAND TOTAL (A+B+C) :	32003	326911829	326910465	100.00	0.00	0	0.00	



Am. J. J. J.

(1)(c)(i)	Statement showing holding of securities (including shares, warrants convertible securities) of persons belonging to the category "Public" and holding more than 1% of the total number of shares								
Sr.No.	Name of the shareholder	Number of shares held	Shares as a percentage of total number of shares (i.e., Grant total (A)+(B)+(C) indicated in Statement at para (1)(a) above)	Details of warrants		Details of convertible securities		Total shares (including underlying shares assuming full conversion of warrants and convertible securities) as a % of diluted share capital)	
				Number of warrants held	As a % total number of warrants of the same class	Number of convertible securities held	% w.r.t total number of convertible securities of the same class		
1	ICICI PRUDENTIAL LIFE INSURANCE COMPANY LTD	15839096	4.85	0	0.00	0	0.00	4.85	
2	FRANKLIN TEMPLETON INVESTMENT FUNDS	13187916	4.03	0	0.00	0	0.00	4.03	
3	NTASIAN DISCOVERY MASTER FUND	11121787	3.40	0	0.00	0	0.00	3.40	
4	HDFC TRUSTEE COMPANY LTD - A/C HDFC MID - CAPOPPORTUNITIES FUND	9580000	2.93	0	0.00	0	0.00	2.93	
5	MATTHEWS INDIA FUND	6350124	1.94	0	0.00	0	0.00	1.94	
6	RELIANCE CAPITAL TRUSTEE CO. LTD A/C RELIANCEEQUITY OPPORTUNITIES FUND	5005800	1.53	0	0.00	0	0.00	1.53	
7	PARI WASHINGTON COMPANY PVT. LTD. A/C PARI WASHINGTON INDIA MASTER FUND, LTD.	4788644	1.46	0	0.00	0	0.00	1.46	
8	FRANKLIN TEMPLETON MUTUAL FUND A/C FRANKLIN INDIAPRIMA PLUS	3400000	1.04	0	0.00	0	0.00	1.04	
	TOTAL :	69273367	21.19	0	0.00	0	0.00	21.19	

M. J. Jaiswal

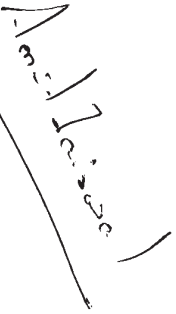
JAGRAN PRAKASHAN LIMITED
 2, Sarvodaya Nagar
 KANPUR


STATEMENT SHOWING DETAILS OF LOCKED-IN SHARES"			
(i)(d)			
Sr.No.	Name of the shareholder	Number of locked-in shares	Locked-in shares as a (%) percentage of total number of shares {i.e, Grand Total (A)+(B)+(C) Indicated in Statement at para (i)(a) above}
		0	0
TOTAL :		0	0

Attested



STATEMENT SHOWING DETAILS OF DEPOSITORY RECEIPTS (DRS)			
(ii)(a)			
Sr.No.	Type of outstanding DR (ADRs,GDRs,SDRs,etc.)	Number of outstanding DRS	Number of shares underlying outstanding DRS
			Shares underlying outstanding DRS as a percentage of total number of shares {i.e., Grand Total (A)+(B)+(C) indicated in Statement at Para(I)(a) above}
	TOTAL :	0	0
			0

Attest




(ii)(b)	Statement showing Holding of Depository Receipts (DRs), where underlying shares held by "Promoter/Promoter group" are in excess of 1% of the total number shares.			
Sr.No.	Name of the DR Holder	Type of outstanding DR (ADRS, GDRs, SDRs, etc.)	Number of shares underlying outstanding DRs	Shares underlying outstanding DRs as a percentage of total number of shares (i.e., Grand Total (A)+(B)+(C) indicated in Statement at para(i)(a) above)
TOTAL :			0	0

