


(1) (a) Statement showing Shareholding Pattern**Shareholding pattern as on 31.03.2015**

Name of the Company :		JAMNA AUTO INDUSTRIES LIMITED	
NSE Symbol : JAMNAAUTO			
BSE Scrip code : 520051			
Class of Security : Equity Shares		Quarter ended 31.03.2015	
Partly paid-up shares:-	No. of partly paid up shares	As a % of total no. of partly paid -up shares	As a % of total no. of shares of the company
Held by Promoter / Promoter group	-	-	-
Held by Public	30,645	100	0
Total	30,645	100	0
Outstanding convertible securities	No. of outstanding securities	As a % total no. of outstanding convertible securities	As a % of total no. of shares of the company, assuming full conversion of the convertible securities
Held by promoter / promoter group	-	-	-
Held by public	-	-	-
Total	-	-	-
Warrants:-	No. of warrants	As a % of total no. of warrants	As a % of total no. of shares of the company assuming full conversion of warrants
Held by Promoter / Promoter group	-	-	-
Held by Public	-	-	-
Total	-	-	-
Total paid up capital of the company, assuming full conversion of warrants and convertible securities		39,639,040	

For Jamna Auto Industries Limited


Praveen Lakhera
Company Secretary & Head Legal



1(a)									
Category code	Category of Shareholder	Number of Share holders	Total number of shares	Number of shares held in dematerialized form	Total shareholding as a percentage of total number of shares		Shares Pledged or otherwise encumbered		
					As a percentage of(A+B)1	As a percentage of (A+B+C)	Number of shares	As a % of Total No. of Shares	
(A)	Shareholding of Promoter and Promoter Group								
1	Indian								
(a)	Individuals/ Hindu Undivided Family	10	4,331,303	4,331,303	10.93	10.93	430,564	9.94	
(b)	Central Government/ State Government(s)	-	-	-	-	-	-	-	
(c)	Bodies Corporate	6	13,078,527	13,078,527	32.99	32.99	1,921,820	14.69	
(d)	Financial Institutions/ Banks	-	-	-	-	-	-	-	
(e)	Any Others(Specify)	-	-	-	-	-	-	-	
	Sub Total(A)(1)	16	17,409,830	17,409,830	43.92	43.92	2,352,384	13.51	
2	Foreign								
a	Individuals (Non-Residents Individuals/ Foreign Individuals)	-	-	-	-	-	-	-	
b	Bodies Corporate	-	-	-	-	-	-	-	
c	Institutions	-	-	-	-	-	-	-	
d	Qualified Foreign Investor	-	-	-	-	-	-	-	
e	Any Other(Specify)	-	-	-	-	-	-	-	
	Sub Total(A)(2)	-	-	-	-	-	-	-	
	Total Shareholding of Promoter and Promoter Group (A)= (A)(1)+(A)(2)	16	17,409,830	17,409,830	43.92	43.92	2,352,384	13.51	
(B)	Public shareholding								
1	Institutions								
(a)	Mutual Funds/ UTI	13	118,500	109,750	0.30	0.30	-	-	
(b)	Financial Institutions / Banks	7	6,650	1,000	0.02	0.02	-	-	
(c)	Central Government/ State Government(s)	-	-	-	-	-	-	-	
(d)	Venture Capital Funds	-	-	-	-	-	-	-	
(e)	Insurance Companies	-	-	-	-	-	-	-	
(f)	Foreign Institutional Investors	1	259,815	259,815	0.66	0.66	-	-	
(g)	Foreign Venture Capital Investors	-	-	-	-	-	-	-	
(h)	Qualified Foreign Investor	-	-	-	-	-	-	-	
(i)	Any Other(Specify)	-	-	-	-	-	-	-	
	Sub-Total (B)(1)	21	384,965	370,565	0.97	0.97	-	-	
B 2	Non-institutions								
(a)	Bodies Corporate	218	732,564	718,490	1.85	1.85	-	-	
(b)	Individuals								
I	Individuals -i. Individual shareholders holding nominal share capital up to Rs 1 lakh	15,048	2,754,248	1,445,901	6.95	6.95	-	-	
II	Individual shareholders holding nominal share capital in excess of Rs. 1 lakh.	55	4,521,846	4,521,846	11.41	11.41	-	-	
(c)	Qualified Foreign Investor	-	-	-	-	-	-	-	
(d)	Others:								
(d-i)	NRI/OCB	561	143,900	47,000	0.36	0.36	-	-	
(d-ii)	Foreign Company	5	13,501,653	11,193,094	34.06	34.06	-	-	
(d-iii)	Clearing House/Public Trusts	1	10,000	10,000	0.03	0.03	-	-	
(d-iv)	Clearing Members	31	5,053	5,053	0.01	0.01	-	-	
(d-v)	Hindu Undivided Family	121	174,981	174,981	0.44	0.44	-	-	
	Sub-Total (B)(2)	16,040	21,844,245	18,116,365	55.11	55.11	-	-	
(B)	Total Public Shareholding (B)= (B)(1)+(B)(2)	16,061	22,229,210	18,486,930	56.08	56.08	-	-	
	TOTAL (A)+(B)	16,077	39,639,040	35,896,760	100.00	100.00	-	-	
(C)	Shares held by Custodians and against which Depository Receipts have been issued								
1	Promoter and Promoter Group	-	-	-	-	-	-	-	
2	Public	-	-	-	-	-	-	-	
	GRAND TOTAL (A)+(B)+(C)	16,077	39,639,040	35,896,760	100.00	100.00	2,352,384	13.51	

For Jamna Auto Industries Limited

Praveen Lakheja
Company Secretary & Head Legal




(I) (b) Statement showing holding of securities (including shares, warrants, convertible securities) of persons belonging to the category "Promoter and Promoter Group"

Sr. No.	Name of the shareholder	Details of shares held		Encumbered shares			Details of warrants		Details of convertible securities		Total shares (including underlying shares assuming full conversion of warrants and convertible securities) as a % of diluted share capital
		Number of shares held	As a % of grand total (A) + (B) + (C)	Number	As a percentage	As a % of grand total (A)+(B)+(C) of sub-clause (I)(a)	Number of warrants held	As a % total number of warrants of the same class	Number of convertible securities held	As a % total number of convertible securities of the same class	
1	B. S. Jauhar	688,774	1.74	34,224	4.97	0.09	-	-	-	-	1.74
2	B. S. Jauhar (HUF)	21,550	0.05	8,600	39.91	0.02	-	-	-	-	0.05
3	R. S. Jauhar	1,704,686	4.30	387,740	22.75	0.98	-	-	-	-	4.30
4	Sonia Jauhar	23,186	0.06	-	-	-	-	-	-	-	0.06
5	P. S. Jauhar	1,812,897	4.57	-	-	-	-	-	-	-	4.57
6	Kiran Chadha	80,210	0.20	-	-	-	-	-	-	-	0.20
7	S. W. Farms Pvt. Ltd.	1,138,963	2.87	150,000	13.17	0.38	-	-	-	-	2.87
8	Map Auto Limited	11,773,899	29.70	1,771,820	15.05	4.47	-	-	-	-	29.70
9	Duke Holding Limited	65,665	0.17	-	-	-	-	-	-	-	0.17
10	Jamna Agro Implants Pvt. Ltd	100,000	0.25	-	-	-	-	-	-	-	0.25
TOTAL		17,409,830	43.92	2,352,384	13.51	5.93	0	0	0	0	43.92

(*) The term "encumbrance" has the same meaning as assigned to it in regulation 28(3) of the SAST Regulations, 2011

For Jamna Auto Industries Limited

Praveen Lakhera
Company Secretary & Head Legal




(i) Statement showing holding of securities (including shares, warrants, convertible securities) of persons belonging to the category "Public" and holding more than 1% of the total number of shares

Sr. No.	Name of the shareholder	Number of shares held	Shares as a percentage of total number of shares [i.e., Grand Total (A)+(B)+(C) indicated in Statement at para (I)(a) above]	Details of warrants		Details of convertible securities		Total shares (including underlying shares assuming full conversion of warrants and convertible securities) as a % of diluted share capital
				Number of warrants held	As a % total number of warrants of the same class	Number of convertible securities held	% w.r.t total number of convertible securities of the same class	
1	Clearwater Capital Partners (Cyprus) Limited	9,614,147	24.25	0	0	0	0	24.25
2	Clearwater Capital Partners Singapore Fund III Pvt. Ltd	1,578,947	3.98	0	0	0	0	3.98
3	Anuj Anatrai Sheth	1,441,000	3.64	0	0	0	0	3.64
4	NHK Spring Co., Japan	2,308,509	5.82	0	0	0	0	5.82
TOTAL		14,942,603	37.70	0	0	0	0	37.70

For Jamna Auto Industries Limited


Praveen Lakhera
Company Secretary & Head Legal



(I)(c) Statement showing holding of securities (including shares, warrants, convertible securities) of persons (together with PAC) belonging to the category "Public" and holding more than 5% of the total number of shares of the company

Sr. No.	Name(s) of the shareholder(s) and the Persons Acting in Concert (PAC) with them	Number of shares	Shares as a percentage of total number of shares [ie., Grand Total (A)+(B)+(C) indicated in Statement at para (I)(a) above]	Details of Warrants		Details of convertible securities		Total shares (including underlying shares assuming full conversion of warrants and convertible securities) as a % of diluted share capital
				Number of Warrants held	As a % total number of warrants of the same class	Number of convertible securities held	% w. r. t total number of convertible securities of the same class	
1	Clearwater Capital Partners (Cyprus) Limited along with the following PACs:	9,614,147	24.25	0	0	0	0	24.25
1a	Clearwater Capital Partners Singapore Fund III Pvt. Ltd.	1578947	3.99	0	0	0	0	3.99
1b	Clearwater Capital Partners Singapore PTE. Ltd. a/c Clearwater Capital Partners Singapore Fund III Private Limited	259815	0.66	0	0	0	0	0.66
2	NHK Spring Co. Limited, Japan	2,308,509	5.82	0	0	0	0	5.82
TOTAL		13,761,418	34.73	0	0	0	0	34.73

For Jamna Auto Industries Limited

Praveen Lakhera
Praveen Lakhera
Company Secretary & Head Legal




(I)(d) Statement showing details of locked-in shares

Sr. No.	Name of the shareholder	Number of locked-in shares	Locked-in shares as a percentage of total number of shares [i.e., Grand Total (A)+(B)+(C) indicated in Statement at para (I)(a) above]
1			
TOTAL		0	0.00

For Jamna Auto Industries Limited

Praveen Lakhera
Company Secretary & Head Legal




(II)(a) Statement showing details of Depository Receipts (DRs)

Sr. No.	Type of outstanding DR (ADRs, GDRs, SDRs, etc.)	Number of outstanding DRs	Number of shares underlying outstanding DRs	Shares underlying outstanding DRs as a percentage of total number of shares [i.e., Grand Total (A)+(B)+(C) indicated in Statement at para (I)(a) above]
1		NIL		
2				
	TOTAL			

For Jamna Auto Industries Limited

Praveen Lakhera
Company Secretary & Head Legal




(II)(b) Statement showing holding of Depository Receipts (DRs), where underlying shares held by 'promoter/promoter group' are in excess of 1% of the total number of shares

Sr. No.	Name of the DR Holder	Type of outstanding DR (ADRs, GDRs, SDRs, etc.)	Number of shares underlying outstanding DRs	Shares underlying outstanding DRs as a percentage of total number of shares {i.e., Grand Total (A)+(B)+(C) indicated in Statement at para (I)(a) above}
1		NIL		
2				
TOTAL				

For Jamna Auto Industries Limited

 Praveen Lakhera
 Company Secretary & Head Legal



(III) (a) Statement showing the voting pattern of shareholders, if more than one class of shares/securities is issued by the issuer.

(Give description of voting rights for each class of security.

Class X:

Class Y:

Class Z:)

Category code	Category of shareholder	Number of Voting Rights held in each class of securities			Total Voting Rights (III+IV+V)	Total Voting Rights i.e. (VI)	
		Class X	Class Y	Class Z		As a percentage of (A+B)	As a percentage of (A+B+C)
(I)	(II)	(III)	(IV)	(V)	(VI)	(VII)	(VIII)
(A)	Promoter and Promoter Group						
1	Indian						
(a)	Individuals/ Hindu Undivided Family						
(b)	Central Government/ State Government(s)						
(c)	Bodies Corporate						
(d)	Financial Institutions/ Banks						
(e)	Any Other (specify)			NIL			
	Sub-Total (A)(1)						
2	Foreign						
(a)	Individuals (Non-Resident Individuals/ Foreign Individuals)						
(b)	Bodies Corporate						
(c)	Institutions						
(d)	Any Other (specify)						
	Sub-Total (A)(2)						
	Total Shareholding of Promoter and Promoter Group (A)= (A)(1)+(A)(2)						
(B)	Public shareholding						
-1	Institutions						
(a)	Mutual Funds/UTI						
(b)	Financial Institutions/ Banks						
(c)	Central Government/ State Government(s)						
(d)	Venture Capital Funds						
(e)	Insurance Companies						
(f)	Foreign Institutional Investors						
(g)	Foreign Venture Capital Investors						
(h)	Any Other (specify)			NIL			
	Sub-Total (B)(1)						
-2	Non-institutions						
(a)	Bodies Corporate						
(b)	Individuals -						
	i. Individual shareholders holding nominal share capital up to Rs. 1 lakh.						
	ii. Individual shareholders holding nominal share capital in excess of Rs. 1 lakh.						
(c)	Any Other (specify)						
	Sub-Total (B)(2)						
	Total Public Shareholding (B)= (B)(1)+(B)(2)						
	TOTAL (A)+(B)						
(C)	Shares held by Custodians and against which Depository Receipts have been issued						
	GRAND TOTAL (A)+(B)+(C)						

For Jamna Auto Industries Limited

Praveen Lakhera
Company Secretary & Head Legal

