




(1)(a) STATEMENT SHOWING SHAREHOLDING PATTERN IN CLAUSE-35			
NAME OF THE COMPANY: JINDAL POLY INVESTMENT AND FINANCE COMPANY LIMITED		Name of the Scrip:	
SCRIP CODE:			
Class of Security:			
QUARTER ENDED:	31/03/2015		
		As a % of total no. of partly paid-up shares	As a % of total no. of shares of the Company.
Partly paid-up shares	No. of partly paid-up shares	0	0
Held by promoter/promoter group		0	0
Held by Public		0	0
Total:			
		As a % of total no. of shares of the Company assuming full conversion of the convertible securities	
Outstanding convertible securities:	No. of outstanding securities	0	0
Held by promoter/promoter group		0	0
Held by Public		0	0
Total:			
		As a % of total no. of shares of the Company, assuming full conversion of warrants	
Warrants:	No. of warrants	0	0
Held by promoter/promoter group		0	0
Held by Public		0	0
Total:			
Total paid-up capital of the Company, assuming full conversion of warrants and convertible securities		10511929	100.00






CATEGORY CODE	CATEGORY OF SHAREHOLDER (II)	NO OF SHAREHOLDERS (III)	TOTAL NUMBER OF SHARES (IV)	NO OF SHARES HELD IN DEMATERIALIZED FORM (V)	TOTAL SHAREHOLDING AS A % OF TOTAL NO OF SHARES			SHARES PLEDGE OR OTHERWISE ENCUMBERED
					AS a PERCENTAGE of (A+B) (VI)	As a PERCENTAGE of (A+B+C) (VII)	NUMBER OF SHARES (VIII)	
(A)	PROMOTER AND PROMOTER GROUP							
(1)	INDIAN	3	328300	328300	3.12	3.12	0	0.00
(a)	Individual/HUF	0	0	0	0.00	0.00	0	0.00
(b)	Central Government/State Government(s)	5	7516387	7516387	71.50	71.50	0	0.00
(c)	Bodies Corporate	0	0	0	0.00	0.00	0	0.00
(d)	Financial Institutions / Banks	0	0	0	0.00	0.00	0	0.00
(e)	Others							
	Sub-Total A(1) :	8	7844687	7844687	74.63	74.63	0	0.00
(2)	FOREIGN							
(a)	Individuals (NRIs/Foreign Individuals)	0	0	0	0.00	0.00	0	0.00
(b)	Bodies Corporate	0	0	0	0.00	0.00	0	0.00
(c)	Institutions	0	0	0	0.00	0.00	0	0.00
(d)	Qualified Foreign Investor	0	0	0	0.00	0.00	0	0.00
(e)	Others	0	0	0	0.00	0.00	0	0.00
	Sub-Total A(2) :	0	0	0	0.00	0.00	0	0.00
	Total A=A(1)+A(2)	8	7844687	7844687	74.63	74.63	0	0.00
(B)	PUBLIC SHAREHOLDING							
(1)	INSTITUTIONS							
(a)	Mutual Funds /UTI	3	221153	221153	2.10	2.10	0	0.00
(b)	Financial Institutions /Banks	0	0	0	0.00	0.00	0	0.00
(c)	Central Government / State Government(s)	0	0	0	0.00	0.00	0	0.00
(d)	Venture Capital Funds	0	0	0	0.00	0.00	0	0.00
(e)	Insurance Companies	5	44125	44125	0.42	0.42	0	0.00
(f)	Foreign Institutional Investors	0	0	0	0.00	0.00	0	0.00
(g)	Foreign Venture Capital Investors	0	0	0	0.00	0.00	0	0.00
(h)	Qualified Foreign Investor	0	0	0	0.00	0.00	0	0.00
(i)	Others	0	0	0	0.00	0.00	0	0.00
	Sub-Total B(1) :	8	265278	265278	2.52	2.52	0	0.00


CATEGORY CODE	CATEGORY OF SHAREHOLDER	NO OF SHAREHOLDERS (III)	TOTAL NUMBER OF SHARES (IV)	NO OF SHARES HELD IN DEMATERIALIZED FORM (V)	TOTAL SHAREHOLDING AS A % OF TOTAL NO OF SHARES		SHARES PLEDGE OR OTHERWISE ENCUMBERED	
					AS a PERCENTAGE of (A+B) (VI)	As a PERCENTAGE of (A+B+C) (VII)		
							NUMBER OF SHARES AS a PERCENTAGE (VIII)	(IX)=(VIII)/(IV)*100
(1)	(ii)							
(2)	NON-INSTITUTIONS							
(a)	Bodies Corporate	462	477106	475106	4.54	4.54		
(b)	Individuals							
	(i) Individuals holding nominal share capital upto Rs.1 lakh	25016	1495363	1409363	14.23	14.23		
	(ii) Individuals holding nominal share capital in excess of Rs.1 lakh	13	351837	351837	3.35	3.35		
(c)	Others	21	18020	18020	0.17	0.17		
	CLEARING MEMBERS	287	59612	59262	0.57	0.57		
	NON RESIDENT INDIANS	1	26	26	0.00	0.00		
	TRUSTS	0	0	0	0.00	0.00		
(d)	Qualified Foreign Investor							
	Sub-Total B(2) :	25800	2401964	2313614	22.85	22.85		
	Total B=B(1)+B(2) :	25808	2667242	2578892	25.37	25.37		
	Total (A+B) :	25816	10511929	10423579	100.00	100.00		
(C)	Shares held by custodians, against which Depository Receipts have been issued							
(1)	Promoter and Promoter Group	0	0	0	0.00	0.00		
(2)	Public							
	GRAND TOTAL (A+B+C) :	25816	10511929	10423579	100.00	100.00	0	0.00




Statement showing holding of securities (including shares, warrants, convertible securities) of persons belonging to the category "Promoter and Promoter Group"											
Sr.No	Name of the Shareholder	Details of Shares held		Encumbered shares (*)			Details of Warrants		Details of convertible securities		Total Shares (including underlying shares assuming full conversion of warrants and convertible securities) as a % of diluted share capital
		No. of Shares held (iii)	As a % of grand total (A+D+H+C) (iv)	Pledge Shares (v)	AS a percentage (vi)=(v)/(iii)*100 (vii)	AS a % of grand total (A) + (B) + (C) of sub-clause (viii)	Number of warrants held (viii)	As a % total number of warrants of the same class (ix)	Number of convertible securities held (x)	As a % total number of convertible securities of the same class (xi)	
(i)	(ii)										(xii)
1	SOYUZ TRADING COMPANY LIMITED	2962066	26.18	0	0.00	0	0.00	0	0.00	0	26.18
2	JINDAL PHOTO INVESTMENTS LTD.	2862575	27.23	0	0.00	0	0.00	0	0.00	0	27.23
3	RISHI TRADING COMPANY LTD	1349764	11.89	0	0.00	0	0.00	0	0.00	0	11.89
4	CONSOLIDATED FINVEST AND HOLDINGS LIMITED	380425	3.62	0	0.00	0	0.00	0	0.00	0	3.62
5	SHYAM SUNDAR JINDAL	385800	3.77	0	0.00	0	0.00	0	0.00	0	3.77
6	PARBETI JINDAL	1175000	1.07	0	0.00	0	0.00	0	0.00	0	1.07
7	CONSOLIDATED PHOTO & FINVEST LTD.	61557	0.59	0	0.00	0	0.00	0	0.00	0	0.59
8	BHAVESH JINDAL	30000	0.29	0	0.00	0	0.00	0	0.00	0	0.29
	TOTAL :	7844687	74.63	0	0.00	0	0.00	0	0.00	0	74.63




Sr.No.	Name of the shareholder	Number of shares held	Shares as a percentage of total number of shares (i.e., Grant total (A)-(B)+(C) Indicated in Statement at para (i)(a) above)	Details of warrants		Details of convertible securities		Total shares (including underlying shares assuming full conversion of warrants and convertible securities) as a % of diluted share capital)
				Number of warrants held	As a % total number of warrants of the same class	Number of convertible securities held	% w.r.t total number of convertible securities of the same class	
1	GENERAL INSURANCE CORPORATION OF INDIA	175000	1.66	0	0.00	0	0.00	1.66
2	SANTOSH KUMAR KEERWAL SECURITIES PRIVATE LIMITED	145731	1.39	0	0.00	0	0.00	1.39
TOTAL :		320731	3.05	0	0.00	0	0.00	3.05



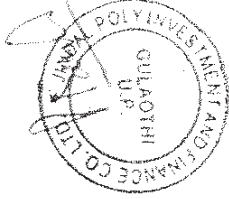
(1)(c)(ii)	Statement showing holding of securities (including shares, warrants, convertible securities) of persons (together with PAC) belonging to the category "Public" and holding more than 5% of the total number of shares of the company	Shares as a percentage of total number of shares (i.e., Grant total (A)+(B)+(C) indicated in Statement at para (1)(a) above)	Number of	Details of warrants		Details of convertible securities		Total shares (including underlying shares assuming full conversion of warrants and convertible securities) as a % of diluted share capital)
Sr. No.	Name(s) of the shareholder(s) and the Persons Acting in Concert (PAC) with shares held		Number of shares held	As a % total number of warrants of the same class	Number of convertible securities held	% w.r.t total number of convertible securities of the same class		
			0	0	0	0		0
	TOTAL :		0	0	0	0		0



STATEMENT SHOWING DETAILS OF LOCKED-IN SHARES"			
(l)(d)			
	Name of the shareholder	Number of locked-in shares	Locked-in shares as a (%) percentage of total number of shares {i.e, Grand Total (A)+(B)+(C) Indicated in Statement at para (l)(a) above}
		0	0
	TOTAL :		



STATEMENT SHOWING DETAILS OF DEPOSITORY RECEIPTS (DRS)			
(ii)(a)			
	Type of outstanding DR (ADRs, GDRs, SDRs, etc.)	Number of outstanding DRS	Number of shares underlying outstanding DRS
		0	0
TOTAL :		0	0



Statement showing Holding of Depository Receipts (DRs), where underlying shares held by "Promoter/Promoter group" are in excess of 1% of the total number shares.				
(ii)(b)	Type of outstanding DR (ADRs, GDRs, SDRs, etc.)	Number of shares underlying outstanding DRs	Shares underlying outstanding DRs as a percentage of total number of shares (i.e., Grand Total (A)+(B)+(C) indicated in Statement at para(i)(a) above}	
Sr.No.	Name of the DR Holder			0
TOTAL :				0

